



N Male Connector Crimp/Solder Attachment for RG223, RG142, RG400, RG55

RF Connectors Technical Data Sheet

PE44788

Configuration

- N Male Connector
- MIL-STD-348A
- 50 Ohms
- Straight Body Geometry
- RG223, RG142, RG400, RG55 Interface Type
- Crimp/Solder Attachment
- 18 mm Hex

Features

- Max. Operating Frequency 11 GHz
- Gold Plated Brass Contact
- 30 µin contact plating

Applications

- General Purpose Test
- Custom Cable Assemblies

Description

Pasternack's PE44788 type N male connector with crimp/solder attachment for RG223, RG142, RG400 and RG55 is part of our full line of RF components available for same-day shipping. Our type N male connector operates up to a maximum frequency of 11 GHz.

Our type N male connector PE44788 datasheet specifications and drawing with dimensions are shown below in this PDF. Pasternack's broad catalog of RF, microwave and millimeter wave connectors allows designers to configure and customize their signal connections however they like. Whether the need is to provide an I/O for a board design, or simply create a custom cable assembly configuration, Pasternack has the right connector for the job. Pasternack can also expertly build your custom cable assemblies for you and ship same-day.

Electrical Specifications

| Description | Minimum | Typical | Maximum | Units |
|------------------------|---------|---------|---------|-------|
| Frequency Range | DC | | 11 | GHz |
| Operating Voltage (AC) | | | 1,500 | Vrms |

Performance by Frequency

| Description | F1 | F2 | F3 | F4 | F5 | Units |
|-----------------|---------|----|----|----|----|-------|
| Frequency Range | DC to 6 | | | | | GHz |
| VSWR, Max | 1.3:1 | | | | | |

Mechanical Specifications

Size

| | |
|------------|--------------------|
| Length | 1.37 in [34.8 mm] |
| Width/Dia. | 0.83 in [21.08 mm] |

Click the following link (or enter part number in "SEARCH" on website) to obtain additional part information including price, inventory and certifications: [N Male Connector Crimp/Solder Attachment for RG223, RG142, RG400, RG55 PE44788](#)



N Male Connector Crimp/Solder Attachment for RG223, RG142, RG400, RG55

RF Connectors Technical Data Sheet

PE44788

| | |
|---------------|---------------------|
| Weight | 0.068 lbs [30.84 g] |
| Mating Torque | 9 in-lbs [1.02 Nm] |

Material Specifications

| Description | Material | Plating |
|--------------|----------|----------------|
| Contact | Brass | Gold 30 µin |
| Insulation | PTFE | |
| Body | Brass | Tri-Metal |
| Coupling Nut | Brass | Tri-Metal |

Environmental Specifications

Temperature

| | |
|-----------------|-------------------|
| Operating Range | -65 to +165 deg C |
|-----------------|-------------------|

Compliance Certifications (see [product page](#) for current document)

Plotted and Other Data

Notes:

N Male Connector Crimp/Solder Attachment for RG223, RG142, RG400, RG55 from Pasternack Enterprises has same day shipment for domestic and International orders. Our RF, microwave and millimeter wave products maintain a 99.4% availability and are part of the broadest selection in the industry.

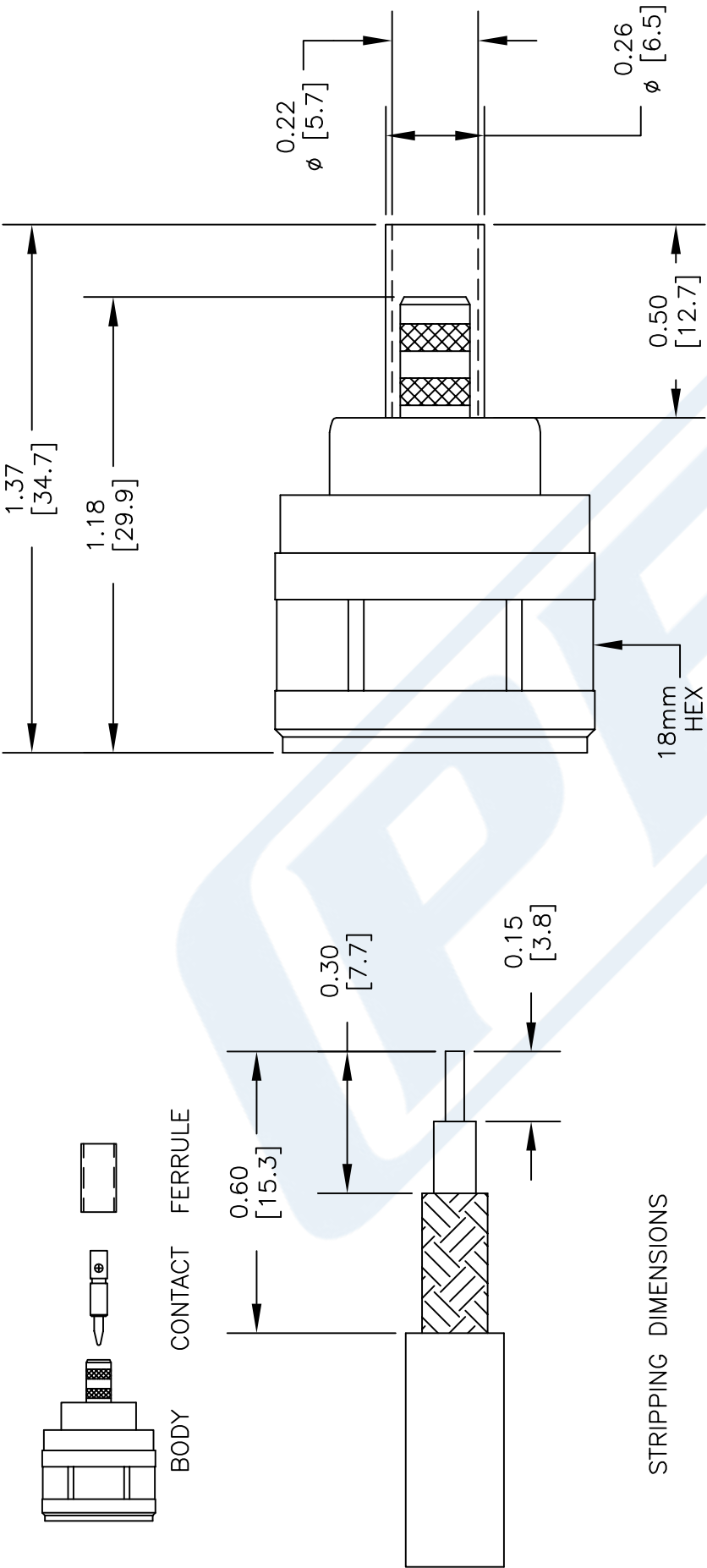
Click the following link (or enter part number in "SEARCH" on website) to obtain additional part information including price, inventory and certifications: [N Male Connector Crimp/Solder Attachment for RG223, RG142, RG400, RG55 PE44788](#)

URL: <https://www.pasternack.com/n-male-standard-rg223-rg142-rg400-rg55-connector-pe44788-p.aspx>

The information contained in this document is accurate to the best of our knowledge and representative of the part described herein. It may be necessary to make modifications to the part and/or the documentation of the part, in order to implement improvements. Pasternack reserves the right to make such changes as required. Unless otherwise stated, all specifications are nominal. Pasternack does not make any representation or warranty regarding the suitability of the part described herein for any particular purpose, and Pasternack does not assume any liability arising out of the use of any part or documentation.

PE44788 CAD Drawing

N Male Connector Crimp/Solder Attachment for RG223, RG142, RG400, RG55



STRIPPING DIMENSIONS

CRIMP SIZE REQUIRED

CONTACT: .100" HEX CRIMP TOOL
FERRULE: .213" HEX CRIMP TOOL

NOTES:
1. UNLESS OTHERWISE SPECIFIED ALL DIMENSIONS ARE NOMINAL.
2. ALL SPECIFICATIONS ARE SUBJECT TO CHANGE WITHOUT NOTICE AT ANY TIME.
3. DIMENSIONS ARE IN INCHES [mm].
4. FITS MIL-C-17 AND EQUIVALENT CABLES.

DWG TITLE
PE44788

FSCM NO. 53919

CAD FILE 100813

SCALE N/A

SIZE A

150

PE PASTERNAK®

Pasternack Enterprises, Inc.
P.O. Box 16759 | Irvine | CA | 92623
Phone: (949) 261-1920 | Fax: (949) 261-7451
Website: www.pasternack.com | E-Mail: sales@pasternack.com



Mini UHF Male Push-On Connector Crimp/Solder Attachment for RG55, RG141, RG142, RG223, RG400

RF Connectors Technical Data Sheet

PE44088

Configuration

- Push-On Mini UHF Male Connector
- 50 Ohms
- Straight Body Geometry
- RG55, RG141, RG142, RG223, RG400 Interface Type
- Crimp/Solder Attachment

Features

- Gold Plated Contact

Applications

- General Purpose Test
- Custom Cable Assemblies

Description

Pasternack's PE44088 Mini UHF male push-on connector with crimp/solder attachment for RG55, RG141, RG142, RG223 and RG400 is part of our full line of RF components available for same-day shipping.

Our Mini UHF male connector PE44088 datasheet specifications and drawing with dimensions are shown below in this PDF. Pasternack's broad catalog of RF, microwave and millimeter wave connectors allows designers to configure and customize their signal connections however they like. Whether the need is to provide an I/O for a board design, or simply create a custom cable assembly configuration, Pasternack has the right connector for the job. Pasternack can also expertly build your custom cable assemblies for you and ship same-day.

Mechanical Specifications

| Size | |
|------------|---------------------|
| Length | 1.2 in [30.48 mm] |
| Width/Dia. | 0.475 in [12.07 mm] |
| Weight | 0.018 lbs [8.16 g] |

Material Specifications

| Description | Material | Plating |
|-------------|----------|---------|
| Contact | | Gold |
| Insulation | PTFE | |
| Body | Brass | Nickel |

Click the following link (or enter part number in "SEARCH" on website) to obtain additional part information including price, inventory and certifications: [Mini UHF Male Push-On Connector Crimp/Solder Attachment for RG55, RG141, RG142, RG223, RG400 PE44088](#)



Mini UHF Male Push-On Connector Crimp/Solder Attachment for RG55, RG141, RG142, RG223, RG400

RF Connectors Technical Data Sheet

PE44088

Compliance Certifications (see [product page](#) for current document)

Plotted and Other Data

Notes:

Mini UHF Male Push-On Connector Crimp/Solder Attachment for RG55, RG141, RG142, RG223, RG400 from Pasternack Enterprises has same day shipment for domestic and International orders. Our RF, microwave and millimeter wave products maintain a 99% availability and are part of the broadest selection in the industry.

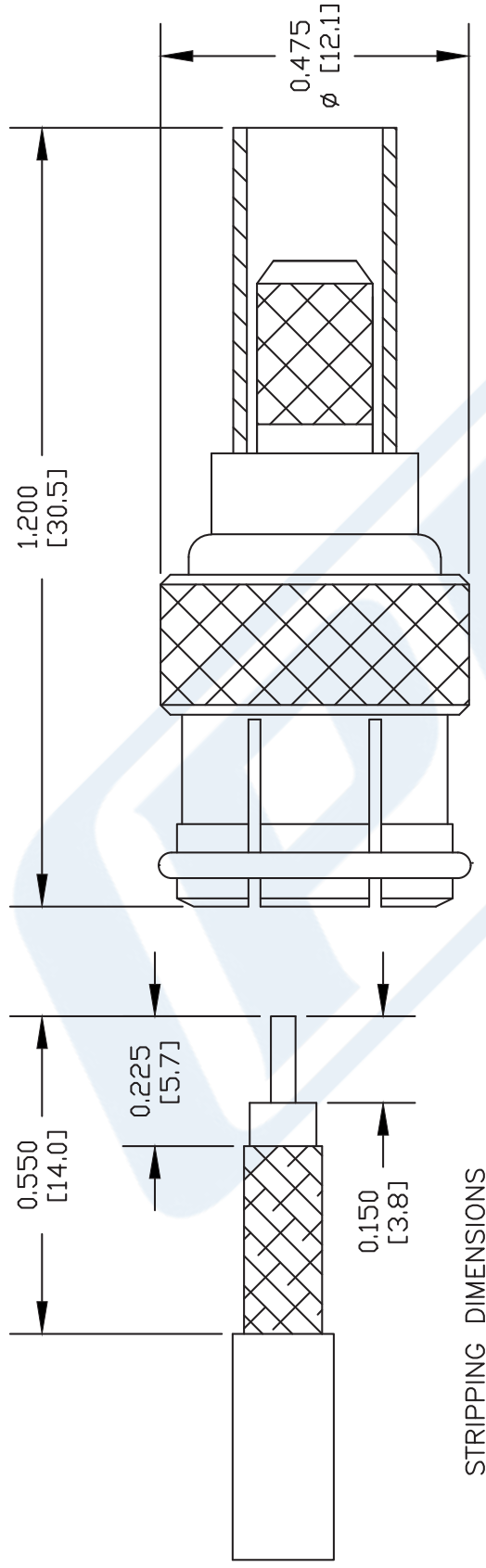
Click the following link (or enter part number in "SEARCH" on website) to obtain additional part information including price, inventory and certifications: [Mini UHF Male Push-On Connector Crimp/Solder Attachment for RG55, RG141, RG142, RG223, RG400 PE44088](#)

URL: <https://www.pasternack.com/mini-uhf-male-standard-rg55-rg141-rg142-rg223-rg400-connector-pe44088-p.aspx>

The information contained in this document is accurate to the best of our knowledge and representative of the part described herein. It may be necessary to make modifications to the part and/or the documentation of the part, in order to implement improvements. Pasternack reserves the right to make such changes as required. Unless otherwise stated, all specifications are nominal. Pasternack does not make any representation or warranty regarding the suitability of the part described herein for any particular purpose, and Pasternack does not assume any liability arising out of the use of any part or documentation.

PE44088 CAD Drawing

Mini UHF Male Push-On Connector Crimp/Solder Attachment
for RG55, RG141, RG142, RG223, RG400



CRIMP SIZE REQUIRED

CONTACT: .068" HEX CRIMP TOOL
FERRULE: .213" HEX CRIMP TOOL

PE PASTERNAK®
Pasternack Enterprises, Inc.
P.O. Box 16759 | Irvine | CA | 92623
Phone: (949) 261-1920 | Fax: (949) 261-7451
Website: www.pasternack.com | E-Mail: sales@pasternack.com

DWG TITLE
PE44088

FSCM NO. 53919

NOTES:
1. UNLESS OTHERWISE SPECIFIED ALL DIMENSIONS ARE NOMINAL.
2. ALL SPECIFICATIONS ARE SUBJECT TO CHANGE WITHOUT NOTICE AT ANY TIME.
3. DIMENSIONS ARE IN INCHES [mm].
4. FITS MIL-C-17 AND EQUIVALENT CABLES.

CAD FILE 062502

SCALE N/A

SIZE A

127



Flexible RG400 Coax Cable Double Shielded with Tan FEP Jacket

TECHNICAL DATA SHEET

RG400/U

Flexible RG400 Coax Cable Double Shielded with Tan FEP Jacket

Configuration

| | |
|--------------------------------------|--|
| Inner Conductor Material and Plating | Copper, Silver |
| Dielectric Type | PTFE |
| Shield Materials | Silver Plated Copper Braid, Silver Plated Copper Braid |
| Jacket Material and Color | FEP, Tan |

Electrical Specifications

| | |
|----------------------------------|-------------|
| Impedance, Ohms | 50 |
| Velocity of Propagation, % | 69.5 |
| Maximum Operating Frequency, GHz | 12.4 |
| Capacitance, pF/ft [pF/m] | 32 [104.99] |
| Maximum Operating Voltage, Volts | 1,900 |

Electrical Specifications by Frequency

Frequency 1

| | |
|---------------------------------|-------------|
| Frequency, MHz | 100 |
| Attenuation, dB/100ft [dB/100m] | 4.4 [14.44] |

Frequency 2

| | |
|---------------------------------|--------------|
| Frequency, MHz | 1000 |
| Attenuation, dB/100ft [dB/100m] | 14.7 [48.23] |

Frequency 3

| | |
|---------------------------------|-------------|
| Frequency, GHz | 5 |
| Attenuation, dB/100ft [dB/100m] | 36 [118.11] |

Frequency 4

| | |
|---------------------------------|---------------|
| Frequency, GHz | 11 |
| Attenuation, dB/100ft [dB/100m] | 57.9 [189.96] |

Mechanical Specifications

Temperature

| | |
|------------------------|-------------|
| Operating Range, deg C | -55 to +200 |
|------------------------|-------------|

Inner Conductor

| | |
|-------------------|--------------|
| Number of Strands | 19 |
| Material | Copper |
| Plating | Silver |
| Diameter, in [mm] | 0.039 [0.99] |

Click the following link (or enter part number in "SEARCH" on website) to obtain additional part information including price, inventory and certifications: [Flexible RG400 Coax Cable Double Shielded with Tan FEP Jacket RG400/U](#)

The information contained in this document is accurate to the best of our knowledge and representative of the part described herein. It may be necessary to make modifications to the part and/or the documentation of the part, in order to implement improvements. Pasternack reserves the right to make such changes as required. Unless otherwise stated, all specifications are nominal.



Flexible RG400 Coax Cable Double Shielded with Tan FEP Jacket

TECHNICAL DATA SHEET

RG400/U

Dielectric:

| | |
|-------------------|--------------|
| Type | PTFE |
| Diameter, in [mm] | 0.116 [2.95] |

Shield:

| | |
|-------------------|----------------------------|
| Number of | 2 |
| Material 1 | Silver Plated Copper Braid |
| Material 2 | Silver Plated Copper Braid |
| Diameter, in [mm] | 0.156 [3.96] |

Jacket:

| | |
|---------------------------------------|--------------|
| Material | FEP |
| Diameter, in [mm] | 0.195 [4.95] |
| Color | Tan |
| One Time Minimum Bend Radius, in [mm] | 1 [25.4] |
| Weight, lbs/ft [Kg/m] | 0.046 [0.07] |

Compliance Certifications (visit www.Pasternack.com for current document)

| | |
|----------------|-----|
| RoHS Compliant | Yes |
|----------------|-----|

Plotted and Other Data

| | |
|--------|----------------------------|
| Notes: | Values at 25 °C, sea level |
|--------|----------------------------|

Flexible RG400 Coax Cable Double Shielded with Tan FEP Jacket from Pasternack Enterprises has same day shipment for domestic and International orders. Our RF, microwave and fiber optic products maintain a 99% availability and are part of the broadest selection in the industry.

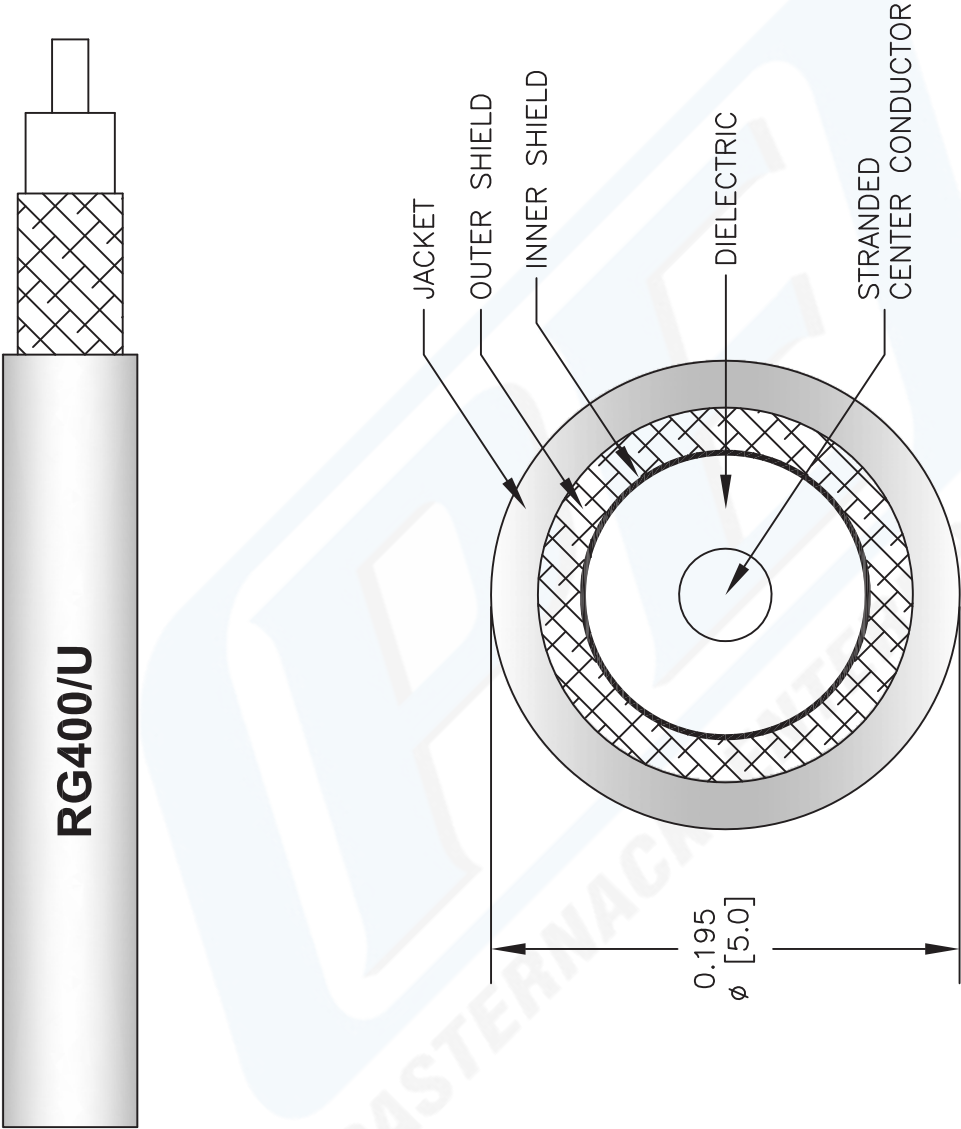
Click the following link (or enter part number in "SEARCH" on website) to obtain additional part information including price, inventory and certifications: [Flexible RG400 Coax Cable Double Shielded with Tan FEP Jacket RG400/U](#)

URL: <http://www.pasternack.com/flexible-0.195-rg400-stranded-center-conductor-50-ohm-coax-cable-fep-jacket-rg400-u-p.aspx>

The information contained in this document is accurate to the best of our knowledge and representative of the part described herein. It may be necessary to make modifications to the part and/or the documentation of the part, in order to implement improvements. Pasternack reserves the right to make such changes as required. Unless otherwise stated, all specifications are nominal.

RG400/U CAD Drawing

Flexible RG400 Coax Cable Double Shielded with Tan FEP Jacket



NOTES:
1. UNLESS OTHERWISE SPECIFIED ALL DIMENSIONS ARE NOMINAL.
2. ALL SPECIFICATIONS ARE SUBJECT TO CHANGE WITHOUT NOTICE AT ANY TIME.
3. DIMENSIONS ARE IN INCHES [mm].

DWG TITLE
RG400/U

FSCM NO. 53919

2233

SIZE A

SCALE N/A

CAD FILE 022908-A

Pasternack Enterprises, Inc.

P.O. Box 16759 | Irvine | CA | 92623

Phone: (949) 261-1920 | Fax: (949) 261-7451

Website: www.pasternack.com | E-Mail: sales@pasternack.com