



**7/16 DIN Male Connector Clamp/Solder Attachment
For RG58, RG55, RG141, RG142, RG223, RG400**

TECHNICAL DATA SHEET

PE4566

7/16 DIN Male Connector Clamp/Solder Attachment For RG58, RG55, RG141, RG142, RG223, RG400

Configuration

Connector	7/16 DIN Male
Connector Interface Type	RG58, RG55, RG141, RG142, RG223, RG400
Cable Attachment Method (Shield/Contact)	Clamp/Solder
Body Style	Straight

Electrical Specifications

Impedance, Ohms	50
-----------------	----

Mechanical Specifications

Size

Length, in [mm]	1.825 [46.36]
Width/Dia., in [mm]	1.25 [31.75]
Weight, lbs [g]	0.261 [118.39]

Connector

Type	7/16 DIN Male
Contact Material and Plating	Silver
Coupling Nut Material and Plating	Brass, Nickel
Hex Size, in.	1 1/4
Torque, ft-lbs [Nm]	18.417 [24.97]
Body Material and Plating	Brass, Nickel
Dielectric Type	PTFE

Compliance Certifications (visit www.Pasternack.com for current document)

Plotted and Other Data

Notes:	Values at 25 °C, sea level
--------	----------------------------

7/16 DIN Male Connector Clamp/Solder Attachment For RG58, RG55, RG141, RG142, RG223, RG400 from Pasternack Enterprises has same day shipment for domestic and International orders. Our RF, microwave and fiber optic products maintain a 99% availability and are part of the broadest selection in the industry.

Click the following link (or enter part number in "SEARCH" on website) to obtain additional part information including price, inventory and certifications: [7/16 DIN Male Connector Clamp/Solder Attachment For RG58, RG55, RG141, RG142, RG223, RG400 PE4566](http://www.pasternack.com/7-16-male-standard-rg58-rg55-rg141-rg142-rg223-rg400-connector-pe4566-p.aspx)

URL: <http://www.pasternack.com/7-16-male-standard-rg58-rg55-rg141-rg142-rg223-rg400-connector-pe4566-p.aspx>

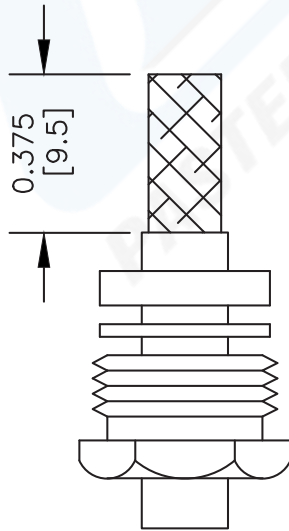
The information contained in this document is accurate to the best of our knowledge and representative of the part described herein. It may be necessary to make modifications to the part and/or the documentation of the part, in order to implement improvements. Pasternack reserves the right to make such changes as required. Unless otherwise stated, all specifications are nominal.

PE4566 CAD Drawing

7/16 DIN Male Connector Clamp/Solder Attachment For
RG58, RG55, RG141, RG142, RG223, RG400

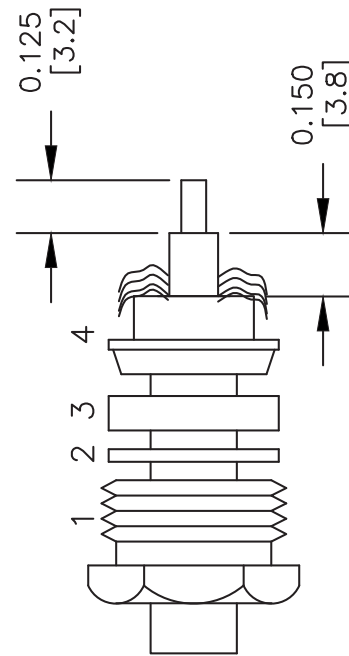
ASSEMBLY PROCEDURES

1. SLIDE CLAMP NUT (1), WASHER (2) & GASKET (3) OVER CABLE. STRIP CABLE AS SHOWN. DO NOT NICK BRAID WHILE CUTTING JACKET. TAPER END OF BRAID TO PERMIT ASSEMBLY OF BRAID CLAMP (4). SLIDE BRAID CLAMP (4) OVER BRAID & SEAT AGAINST JACKET.

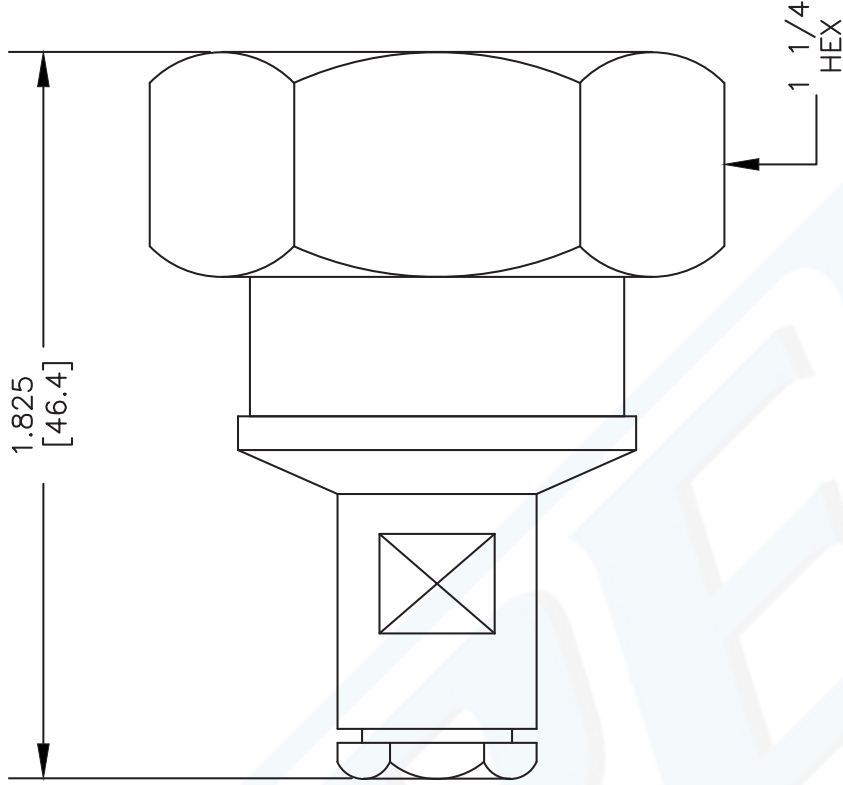


1 2 3

2. FORM BRAID OVER CLAMP NUT (4). TRIM BRAID BACK TO SHOULDER. CUT DIELECTRIC & CENTER CONDUCTOR TO DIMENSION SHOWN. DO NOT NICK CENTER CONDUCTOR. SOLDER CONTACT TO CENTER CONDUCTOR. REMOVE EXCESS SOLDER. DO NOT OVER HEAT DIELECTRIC. INSERT CABLE ASSEMBLY INTO BODY & TIGHTEN.



1 2 3 4



DWG TITLE

PE4566

NOTES:
1. UNLESS OTHERWISE SPECIFIED ALL DIMENSIONS ARE NOMINAL.
2. ALL SPECIFICATIONS ARE SUBJECT TO CHANGE WITHOUT NOTICE AT ANY TIME.
3. DIMENSIONS ARE IN INCHES [mm].
4. FITS MIL-C-17 AND EQUIVALENT CABLES.

Pasternack Enterprises, Inc.
P.O. Box 16759 | Irvine | CA | 92623
Phone: (949) 261-1920 | Fax: (949) 261-7451
Website: www.pasternack.com | E-Mail: sales@pasternack.com

FSCM NO. 53919

CAD FILE 100606

SCALE N/A

SIZE A

127



7/16 DIN Male Connector Clamp/Solder Attachment
For RG58, RG55, RG141, RG142, RG223, RG400

TECHNICAL DATA SHEET

PE4566

7/16 DIN Male Connector Clamp/Solder Attachment For RG58, RG55, RG141, RG142, RG223, RG400

Configuration

Connector	7/16 DIN Male
Connector Interface Type	RG58, RG55, RG141, RG142, RG223, RG400
Cable Attachment Method (Shield/Contact)	Clamp/Solder
Body Style	Straight

Electrical Specifications

Impedance, Ohms	50
-----------------	----

Mechanical Specifications

Size

Length, in [mm]	1.825 [46.36]
Width/Dia., in [mm]	1.25 [31.75]
Weight, lbs [g]	0.261 [118.39]

Connector

Type	7/16 DIN Male
Contact Material and Plating	Silver
Coupling Nut Material and Plating	Brass, Nickel
Hex Size, in.	1 1/4
Torque, ft-lbs [Nm]	18.417 [24.97]
Body Material and Plating	Brass, Nickel
Dielectric Type	PTFE

Compliance Certifications (visit www.Pasternack.com for current document)

Plotted and Other Data

Notes:	Values at 25 °C, sea level
--------	----------------------------

7/16 DIN Male Connector Clamp/Solder Attachment For RG58, RG55, RG141, RG142, RG223, RG400 from Pasternack Enterprises has same day shipment for domestic and International orders. Our RF, microwave and fiber optic products maintain a 99% availability and are part of the broadest selection in the industry.

Click the following link (or enter part number in "SEARCH" on website) to obtain additional part information including price, inventory and certifications: [7/16 DIN Male Connector Clamp/Solder Attachment For RG58, RG55, RG141, RG142, RG223, RG400 PE4566](http://www.pasternack.com/7-16-male-standard-rg58-rg55-rg141-rg142-rg223-rg400-connector-pe4566-p.aspx)

URL: <http://www.pasternack.com/7-16-male-standard-rg58-rg55-rg141-rg142-rg223-rg400-connector-pe4566-p.aspx>

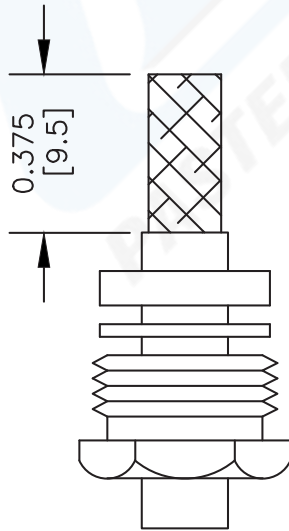
The information contained in this document is accurate to the best of our knowledge and representative of the part described herein. It may be necessary to make modifications to the part and/or the documentation of the part, in order to implement improvements. Pasternack reserves the right to make such changes as required. Unless otherwise stated, all specifications are nominal.

PE4566 CAD Drawing

7/16 DIN Male Connector Clamp/Solder Attachment For
RG58, RG55, RG141, RG142, RG223, RG400

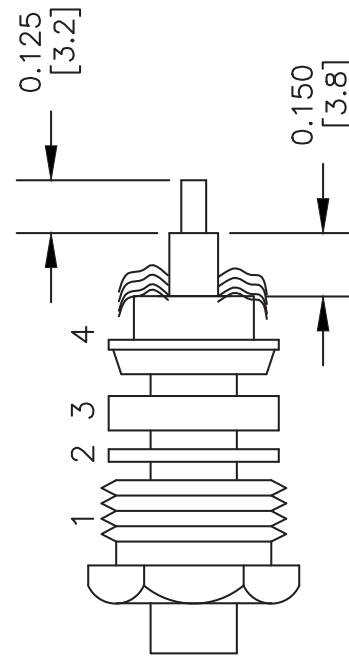
ASSEMBLY PROCEDURES

1. SLIDE CLAMP NUT (1), WASHER (2) & GASKET (3) OVER CABLE. STRIP CABLE AS SHOWN. DO NOT NICK BRAID WHILE CUTTING JACKET. TAPER END OF BRAID TO PERMIT ASSEMBLY OF BRAID CLAMP (4). SLIDE BRAID CLAMP (4) OVER BRAID & SEAT AGAINST JACKET.

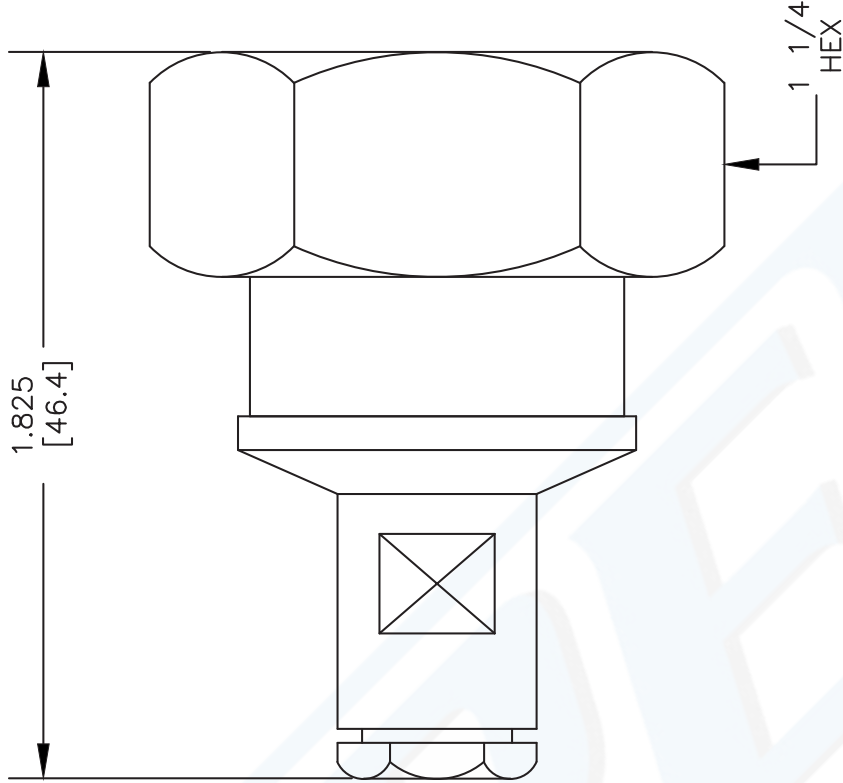


1 2 3

2. FORM BRAID OVER CLAMP NUT (4). TRIM BRAID BACK TO SHOULDER. CUT DIELECTRIC & CENTER CONDUCTOR TO DIMENSION SHOWN. DO NOT NICK CENTER CONDUCTOR. SOLDER CONTACT TO CENTER CONDUCTOR. REMOVE EXCESS SOLDER. DO NOT OVER HEAT DIELECTRIC. INSERT CABLE ASSEMBLY INTO BODY & TIGHTEN.



1 2 3 4



DWG TITLE

PE4566

NOTES:
1. UNLESS OTHERWISE SPECIFIED ALL DIMENSIONS ARE NOMINAL.
2. ALL SPECIFICATIONS ARE SUBJECT TO CHANGE WITHOUT NOTICE AT ANY TIME.
3. DIMENSIONS ARE IN INCHES [mm].
4. FITS MIL-C-17 AND EQUIVALENT CABLES.

FSCM NO. 53919

CAD FILE 100606

SCALE N/A

SIZE A

127

PE PASTERNAK®

Pasternack Enterprises, Inc.
P.O. Box 16759 | Irvine | CA | 92623
Phone: (949) 261-1920 | Fax: (949) 261-7451
Website: www.pasternack.com | E-Mail: sales@pasternack.com



Low Loss Flexible RG142 Type Coax Cable
Triple Shielded with Tan FEP Jacket

TECHNICAL DATA SHEET

PE-P195

Low Loss Flexible RG142 Type Coax Cable Triple Shielded with Tan FEP Jacket

Configuration

Cable Design	Low Loss
Inner Conductor Material and Plating	Copper Clad Steel, Silver
Dielectric Type	PTFE
Shield Materials	Silver Plated Copper, Aluminum Tape
Jacket Material and Color	FEP, Tan

Electrical Specifications

Impedance, Ohms	50
Capacitance, pF/ft [pF/m]	29 [95.14]
Jacket Spark, Vrms	2,000

Electrical Specifications by Frequency

Frequency 1

Frequency, MHz	500
Attenuation, dB/100ft [dB/100m]	9 [29.53]

Frequency 2

Frequency, MHz	1000
Attenuation, dB/100ft [dB/100m]	12.5 [41.01]

Frequency 3

Frequency, GHz	3
Attenuation, dB/100ft [dB/100m]	23.3 [76.44]

Frequency 4

Frequency, GHz	5
Attenuation, dB/100ft [dB/100m]	31 [101.71]

Mechanical Specifications

Inner Conductor

Number of Strands	1
Material	Copper Clad Steel
Plating	Silver
Diameter, in [mm]	0.037 [0.94]

Dielectric:

Type	PTFE
Diameter, in [mm]	0.11 [2.79]

Click the following link (or enter part number in "SEARCH" on website) to obtain additional part information including price, inventory and certifications: [Low Loss Flexible RG142 Type Coax Cable Triple Shielded with Tan FEP Jacket PE-P195](#)

The information contained in this document is accurate to the best of our knowledge and representative of the part described herein. It may be necessary to make modifications to the part and/or the documentation of the part, in order to implement improvements. Pasternack reserves the right to make such changes as required. Unless otherwise stated, all specifications are nominal.



Low Loss Flexible RG142 Type Coax Cable
Triple Shielded with Tan FEP Jacket

TECHNICAL DATA SHEET

PE-P195

Shield:

Number of	3
Material 1	Silver Plated Copper
Material 2	Aluminum Tape
Material 3	Silver Plated Copper Braid
Diameter, in [mm]	0.155 [3.94]

Jacket:

Material	FEP
Diameter, in [mm]	0.195 [4.95]
Color	Tan
Weight, lbs/ft [Kg/m]	0.002 [0]

Compliance Certifications (visit www.Pasternack.com for current document)

RoHS Compliant	Yes
----------------	-----

Plotted and Other Data

Notes:	Values at 25 °C, sea level
--------	----------------------------

Low Loss Flexible RG142 Type Coax Cable Triple Shielded with Tan FEP Jacket from Pasternack Enterprises has same day shipment for domestic and International orders. Our RF, microwave and fiber optic products maintain a 99% availability and are part of the broadest selection in the industry.

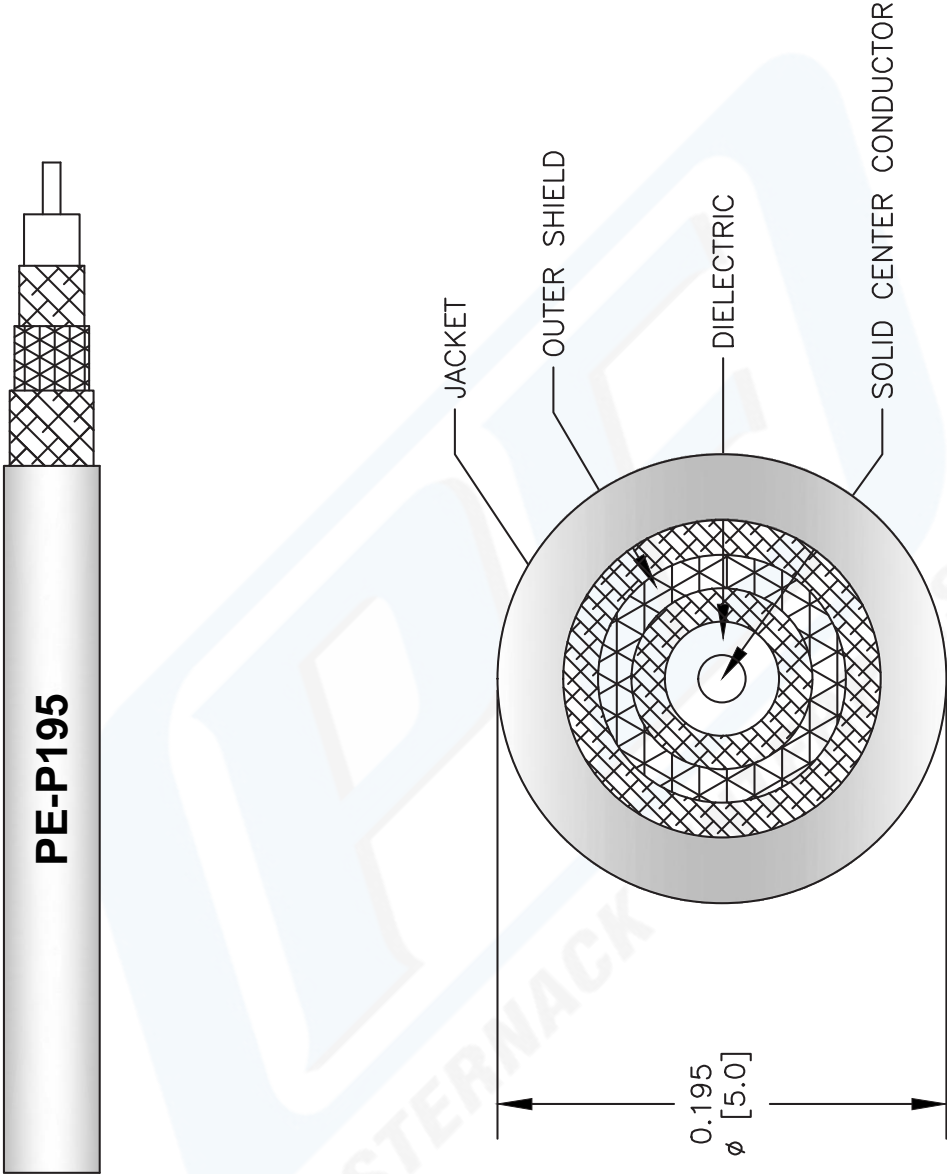
Click the following link (or enter part number in "SEARCH" on website) to obtain additional part information including price, inventory and certifications: [Low Loss Flexible RG142 Type Coax Cable Triple Shielded with Tan FEP Jacket PE-P195](http://www.pasternack.com/precision-0.195-rg142-solid-center-conductor-52-ohm-coax-cable-fep-jacket-pe-p195-p.aspx)

URL: <http://www.pasternack.com/precision-0.195-rg142-solid-center-conductor-52-ohm-coax-cable-fep-jacket-pe-p195-p.aspx>

The information contained in this document is accurate to the best of our knowledge and representative of the part described herein. It may be necessary to make modifications to the part and/or the documentation of the part, in order to implement improvements. Pasternack reserves the right to make such changes as required. Unless otherwise stated, all specifications are nominal.

PE-P195 CAD Drawing

Low Loss Flexible RG142 Type Coax Cable Triple Shielded with Tan FEP Jacket



NOTES:
1. UNLESS OTHERWISE SPECIFIED ALL DIMENSIONS ARE NOMINAL.
2. ALL SPECIFICATIONS ARE SUBJECT TO CHANGE WITHOUT NOTICE AT ANY TIME.
3. DIMENSIONS ARE IN INCHES [mm].

DWG TITLE

PE-P195

REV. D

FSCM NO. 53919

CAD FILE 081512-D

SCALE N/A

SIZE A

2233



Pasternack Enterprises, Inc.
P.O. Box 16759 | Irvine | CA | 92623
Phone: (949) 261-1920 | Fax: (949) 261-7451
Website: www.pasternack.com | E-Mail: sales@pasternack.com