



## SMA Male Right Angle Connector Solder Attachment for PE-SR402AL, PE-SR402FL, PE-SR402FLJ, PE-SR402TN, RG402

### RF Connectors Technical Data Sheet

**PE4083**

#### Configuration

- SMA Male Connector
- MIL-STD-348A
- 50 Ohms
- Right Angle Body Geometry
- PE-SR402AL, PE-SR402FL, PE-SR402FLJ, PE-SR402TN, RG402 Interface Type
- Solder/Solder Attachment
- 5/16 inch Hex

#### Features

- Max. Operating Frequency 12.4 GHz
- Excellent VSWR of 1.23:1
- Gold Plated Brass Contact
- 50 µin minimum contact plating

#### Applications

- General Purpose Test
- Custom Cable Assemblies

#### Description

Pasternack's PE4083 SMA male right angle connector with solder/solder attachment for PE-SR402AL, PE-SR402FL, PE-SR402FLJ, PE-SR402TN and RG402 is part of our full line of RF components available for same-day shipping. Our SMA male connector operates up to a maximum frequency of 12.4 GHz and offers excellent VSWR of 1.23:1. Its right angle body geometry allows for easier connections in tight spaces.

Our SMA male right angle connector PE4083 datasheet specifications and drawing with dimensions are shown below in this PDF. Pasternack's broad catalog of RF, microwave and millimeter wave connectors allows designers to configure and customize their signal connections however they like. Whether the need is to provide an I/O for a board design, or simply create a custom cable assembly configuration, Pasternack has the right connector for the job. Pasternack can also expertly build your custom cable assemblies for you and ship same-day.

#### Electrical Specifications

| Description                          | Minimum | Typical | Maximum | Units |
|--------------------------------------|---------|---------|---------|-------|
| Frequency Range                      | DC      |         | 12.4    | GHz   |
| VSWR                                 |         |         | 1.23:1  |       |
| Operating Voltage (AC)               |         |         | 500     | Vrms  |
| Dielectric Withstanding Voltage (AC) |         |         | 1,000   | Vrms  |

#### Mechanical Specifications

##### Size

|               |                                 |
|---------------|---------------------------------|
| Length        | 0.65 in [16.51 mm]              |
| Width/Dia.    | 0.315 in [8.00 mm]              |
| Height        | 0.45 in [11.43 mm]              |
| Weight        | 0.015 lbs [6.8 g]               |
| Mating Torque | 3 to 5 in-lbs [0.34 to 0.57 Nm] |

Click the following link (or enter part number in "SEARCH" on website) to obtain additional part information including price, inventory and certifications: [SMA Male Right Angle Connector Solder Attachment for PE-SR402AL, PE-SR402FL, PE-SR402FLJ, PE-SR402TN, RG402 PE4083](#)



SMA Male Right Angle Connector Solder Attachment for PE-SR402AL, PE-SR402FL, PE-SR402FLJ, PE-SR402TN, RG402

## RF Connectors Technical Data Sheet

PE4083

### Material Specifications

| Description  | Material        | Plating                   |
|--------------|-----------------|---------------------------|
| Contact      | Brass           | Gold<br>50 µin minimum    |
| Insulation   | PTFE            |                           |
| Body         | Stainless Steel | Gold<br>30 µin minimum    |
| Coupling Nut | Brass           | Nickel<br>100 µin minimum |

### Environmental Specifications

#### Temperature

Operating Range

-65 to +165 deg C

**Compliance Certifications** (see [product page](#) for current document)

### Plotted and Other Data

Notes:

SMA Male Right Angle Connector Solder Attachment for PE-SR402AL, PE-SR402FL, PE-SR402FLJ, PE-SR402TN, RG402 from Pasternack Enterprises has same day shipment for domestic and International orders. Our RF, microwave and millimeter wave products maintain a 99% availability and are part of the broadest selection in the industry.

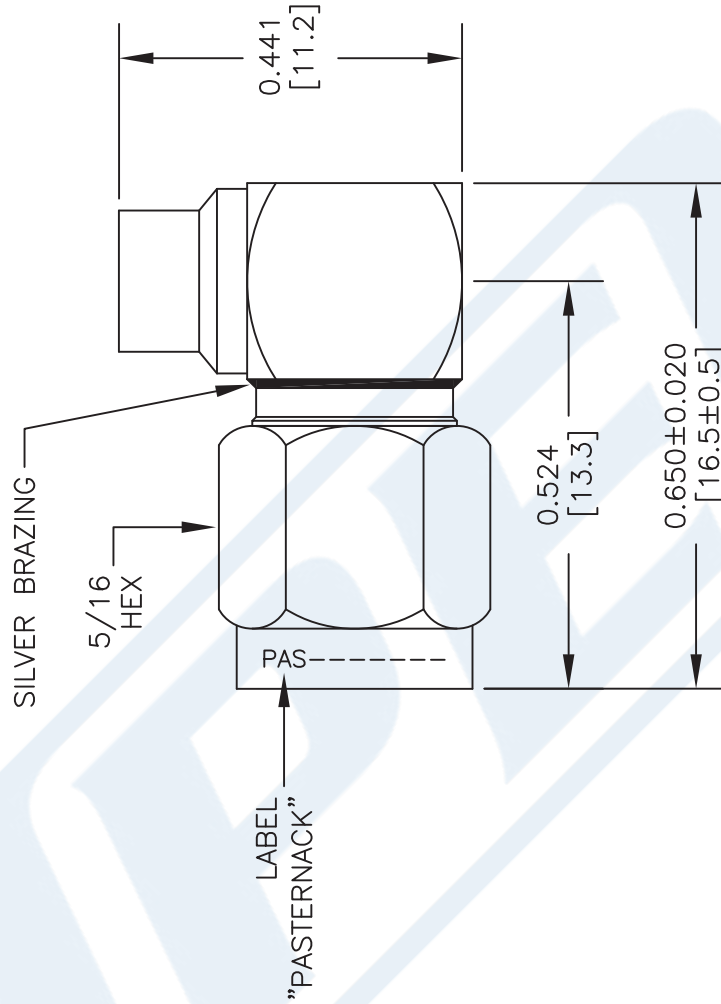
Click the following link (or enter part number in "SEARCH" on website) to obtain additional part information including price, inventory and certifications: [SMA Male Right Angle Connector Solder Attachment for PE-SR402AL, PE-SR402FL, PE-SR402FLJ, PE-SR402TN, RG402 PE4083](#)

URL: <https://www.pasternack.com/sma-male-standard-pe-sr402al-pe-sr402fl-rg402-connector-pe4083-p.aspx>

The information contained in this document is accurate to the best of our knowledge and representative of the part described herein. It may be necessary to make modifications to the part and/or the documentation of the part, in order to implement improvements. Pasternack reserves the right to make such changes as required. Unless otherwise stated, all specifications are nominal. Pasternack does not make any representation or warranty regarding the suitability of the part described herein for any particular purpose, and Pasternack does not assume any liability arising out of the use of any part or documentation.

# PE4083 CAD Drawing

SMA Male Right Angle Connector Solder Attachment for PE-SR402AL, PE-SR402FL, PE-SR402FLJ, PE-SR402TN, RG402



## STRIPPING DIMENSIONS

## ASSEMBLY PROCEDURES

1. STRIP CABLE AS SHOWN & TIN CENTER CONDUCTOR.
2. INSERT CABLE INTO BODY UNTIL IT STOPS.
3. SOFT SOLDER CONTACT AND OUTER CONDUCTOR, PRESS CAP IN PLACE.

## STANDARD TOLERANCES

.X ±0.2  
.XX ±0.1  
.XXX ±0.05

\*STANDARD TOLERANCES APPLY ONLY TO DIMENSIONS IN INCHES

**PE PASTERNAK®**  
THE ENGINEER'S RF SOURCE

Pasternack Enterprises, Inc.  
P.O. Box 16759 | Irvine | CA | 92623  
Phone: (949) 261-1920 | Fax: (949) 261-7451  
Website: [www.pasternack.com](http://www.pasternack.com) | E-Mail: [sales@pasternack.com](mailto:sales@pasternack.com)

DWG TITLE

**PE4083**

FSCM NO. 53919

CAD FILE 050316

SCALE N/A

SIZE A

3045

NOTES:  
1. UNLESS OTHERWISE SPECIFIED ALL DIMENSIONS ARE NOMINAL.  
2. ALL SPECIFICATIONS ARE SUBJECT TO CHANGE WITHOUT NOTICE AT ANY TIME.  
3. DIMENSIONS ARE IN INCHES [mm].



## N Male Right Angle Connector Solder Attachment for PE-SR402AL, PE-SR402FL, RG402

### RF Connectors Technical Data Sheet

**PE4936**

#### Configuration

- N Male Connector
- MIL-STD-348
- 50 Ohms
- Right Angle Body Geometry
- PE-SR402AL, PE-SR402FL, RG402 Interface Type
- Solder/Solder Attachment

#### Features

- Max. Operating Frequency 11 GHz
- Gold over Nickel Plated Brass Contact
- Contact plating according to MIL-G-45204

#### Applications

- General Purpose Test
- Custom Cable Assemblies

#### Description

Pasternack's PE4936 type N male right angle connector with solder/solder attachment for PE-SR402AL, PE-SR402FL and RG402 is part of our full line of RF components available for same-day shipping. Our type N male connector operates up to a maximum frequency of 11 GHz. Its right angle body geometry allows for easier connections in tight spaces.

Our type N male right angle connector PE4936 datasheet specifications and drawing with dimensions are shown below in this PDF. Pasternack's broad catalog of RF, microwave and millimeter wave connectors allows designers to configure and customize their signal connections however they like. Whether the need is to provide an I/O for a board design, or simply create a custom cable assembly configuration, Pasternack has the right connector for the job. Pasternack can also expertly build your custom cable assemblies for you and ship same-day.

#### Electrical Specifications

| Description                          | Minimum | Typical | Maximum | Units |
|--------------------------------------|---------|---------|---------|-------|
| Frequency Range                      | DC      |         | 11      | GHz   |
| Operating Voltage (AC)               |         |         | 500     | Vrms  |
| Dielectric Withstanding Voltage (AC) |         |         | 1,500   | Vrms  |
| Insulation Resistance                | 5,000   |         |         | MOhms |

#### Mechanical Specifications

|             |                     |
|-------------|---------------------|
| <b>Size</b> |                     |
| Length      | 1.115 in [28.32 mm] |
| Width/Dia.  | 0.8 in [20.32 mm]   |
| Height      | 0.91 in [23.11 mm]  |
| Weight      | 0.082 lbs [37.19 g] |

Click the following link (or enter part number in "SEARCH" on website) to obtain additional part information including price, inventory and certifications: [N Male Right Angle Connector Solder Attachment for PE-SR402AL, PE-SR402FL, RG402 PE4936](#)



## N Male Right Angle Connector Solder Attachment for PE-SR402AL, PE-SR402FL, RG402

### RF Connectors Technical Data Sheet

**PE4936**

#### Material Specifications

| Description  | Material | Plating                         |
|--------------|----------|---------------------------------|
| Contact      | Brass    | Gold over Nickel<br>MIL-G-45204 |
| Insulation   | PTFE     |                                 |
| Body         | Brass    | Gold over Nickel<br>MIL-G-45204 |
| Coupling Nut | Brass    | Nickel<br>QQ-N-290              |

#### Environmental Specifications

##### Temperature

Operating Range

-65 to +165 deg C

**Compliance Certifications** (see [product page](#) for current document)

#### Plotted and Other Data

Notes:

N Male Right Angle Connector Solder Attachment for PE-SR402AL, PE-SR402FL, RG402 from Pasternack Enterprises has same day shipment for domestic and International orders. Our RF, microwave and millimeter wave products maintain a 99% availability and are part of the broadest selection in the industry.

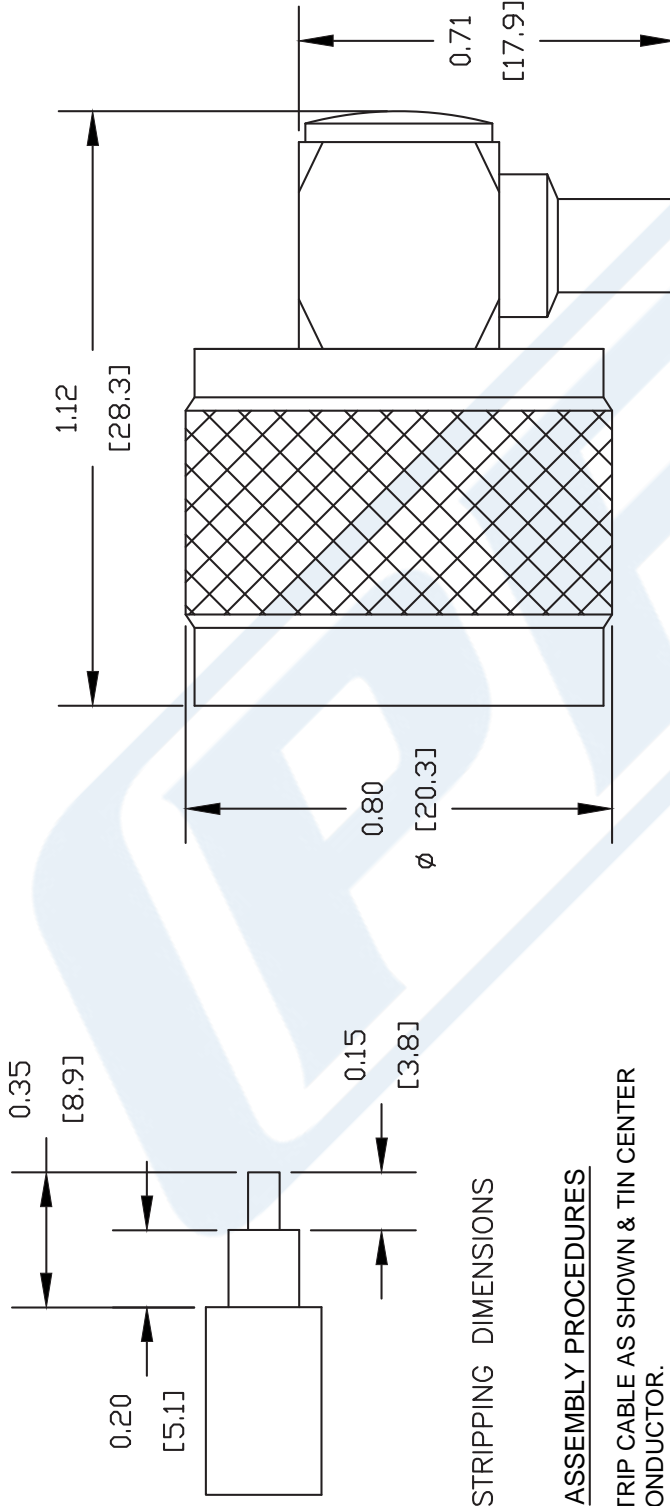
Click the following link (or enter part number in "SEARCH" on website) to obtain additional part information including price, inventory and certifications: [N Male Right Angle Connector Solder Attachment for PE-SR402AL, PE-SR402FL, RG402 PE4936](#)

URL: <https://www.pasternack.com/n-male-standard-pe-sr402al-pe-sr402fl-rg402-connector-pe4936-p.aspx>

The information contained in this document is accurate to the best of our knowledge and representative of the part described herein. It may be necessary to make modifications to the part and/or the documentation of the part, in order to implement improvements. Pasternack reserves the right to make such changes as required. Unless otherwise stated, all specifications are nominal. Pasternack does not make any representation or warranty regarding the suitability of the part described herein for any particular purpose, and Pasternack does not assume any liability arising out of the use of any part or documentation.

# PE4936 CAD Drawing

N Male Right Angle Connector Solder Attachment for PE-SR402AL, PE-SR402FL, RG402



## STRIPPING DIMENSIONS

## ASSEMBLY PROCEDURES

1. STRIP CABLE AS SHOWN & TIN CENTER CONDUCTOR.
2. INSERT CABLE INTO BODY UNTIL OUTER CONDUCTOR BOTTOMS OUT WITH BODY SHOULDER. CENTER CONDUCTOR WILL PROTRUDE INTO CONTACT SLOT.
3. SOLDER CENTER CONDUCTOR IN PLACE. SOLDER OUTER CONDUCTOR TO BODY. SCREW DOWN CAP.

NOTES:  
 1. UNLESS OTHERWISE SPECIFIED ALL DIMENSIONS ARE NOMINAL.  
 2. ALL SPECIFICATIONS ARE SUBJECT TO CHANGE WITHOUT NOTICE AT ANY TIME.  
 3. DIMENSIONS ARE IN INCHES [mm].  
 4. FITS MIL-C-17 AND EQUIVALENT CABLES.

DWG TITLE

**PE4936**

REV. -

**FSCM NO. 53919**

CAD FILE 042409

SCALE N/A

SIZE A

147

**PE PASTERNAK®**

Pasternack Enterprises, Inc.  
 P.O. Box 16759 | Irvine | CA | 92623

Phone: (949) 261-1920 | Fax: (949) 261-7451  
 Website: [www.pasternack.com](http://www.pasternack.com) | E-Mail: [sales@pasternack.com](mailto:sales@pasternack.com)



## RG402 Coax Cable with Tinned Copper Outer Conductor

## TECHNICAL DATA SHEET

PE-SR402TN

**RG402 Tinned Coax Cable with Tinned Copper Outer Conductor****Configuration**

|                                      |                           |
|--------------------------------------|---------------------------|
| Cable Specification                  | MIL-C-17                  |
| Inner Conductor Material and Plating | Copper Clad Steel, Silver |
| Dielectric Type                      | PTFE                      |
| Shield Materials                     | Tinned Copper             |

**Electrical Specifications**

|                                  |    |
|----------------------------------|----|
| Impedance, Ohms                  | 50 |
| Maximum Operating Frequency, GHz | 36 |

**Electrical Specifications by Frequency****Frequency 1**

|                                 |            |
|---------------------------------|------------|
| Frequency, MHz                  | 1000       |
| Attenuation, dB/100ft [dB/100m] | 12 [39.37] |
| Power Handling, Watts           | 450        |

**Frequency 2**

|                                 |             |
|---------------------------------|-------------|
| Frequency, GHz                  | 10          |
| Attenuation, dB/100ft [dB/100m] | 45 [147.64] |
| Power Handling, Watts           | 120         |

**Frequency 3**

|                                 |             |
|---------------------------------|-------------|
| Frequency, GHz                  | 20          |
| Attenuation, dB/100ft [dB/100m] | 70 [229.66] |
| Power Handling, Watts           | 70          |

**Mechanical Specifications****Temperature**

|                        |             |
|------------------------|-------------|
| Operating Range, deg C | -55 to +125 |
|------------------------|-------------|

**Inner Conductor**

|                   |                   |
|-------------------|-------------------|
| Material          | Copper Clad Steel |
| Plating           | Silver            |
| Diameter, in [mm] | 0.036 [0.91]      |

**Dielectric:**

|                   |           |
|-------------------|-----------|
| Type              | PTFE      |
| Diameter, in [mm] | 0.118 [3] |

Click the following link (or enter part number in "SEARCH" on website) to obtain additional part information including price, inventory and certifications: [RG402 Tinned Coax Cable with Tinned Copper Outer Conductor PE-SR402TN](#)

The information contained in this document is accurate to the best of our knowledge and representative of the part described herein. It may be necessary to make modifications to the part and/or the documentation of the part, in order to implement improvements. Pasternack reserves the right to make such changes as required. Unless otherwise stated, all specifications are nominal.

## RG402 Coax Cable with Tinned Copper Outer Conductor

## TECHNICAL DATA SHEET

PE-SR402TN

**Shield:**

|                   |               |
|-------------------|---------------|
| Number of         | 1             |
| Material 1        | Tinned Copper |
| Diameter, in [mm] | 0.141 [3.58]  |

**Jacket:**

|                                       |              |
|---------------------------------------|--------------|
| One Time Minimum Bend Radius, in [mm] | 1 [25.4]     |
| Weight, lbs/ft [Kg/m]                 | 0.036 [0.05] |

**Compliance Certifications** (visit [www.Pasternack.com](http://www.Pasternack.com) for current document)**Plotted and Other Data**

Notes: Values at 25 °C, sea level

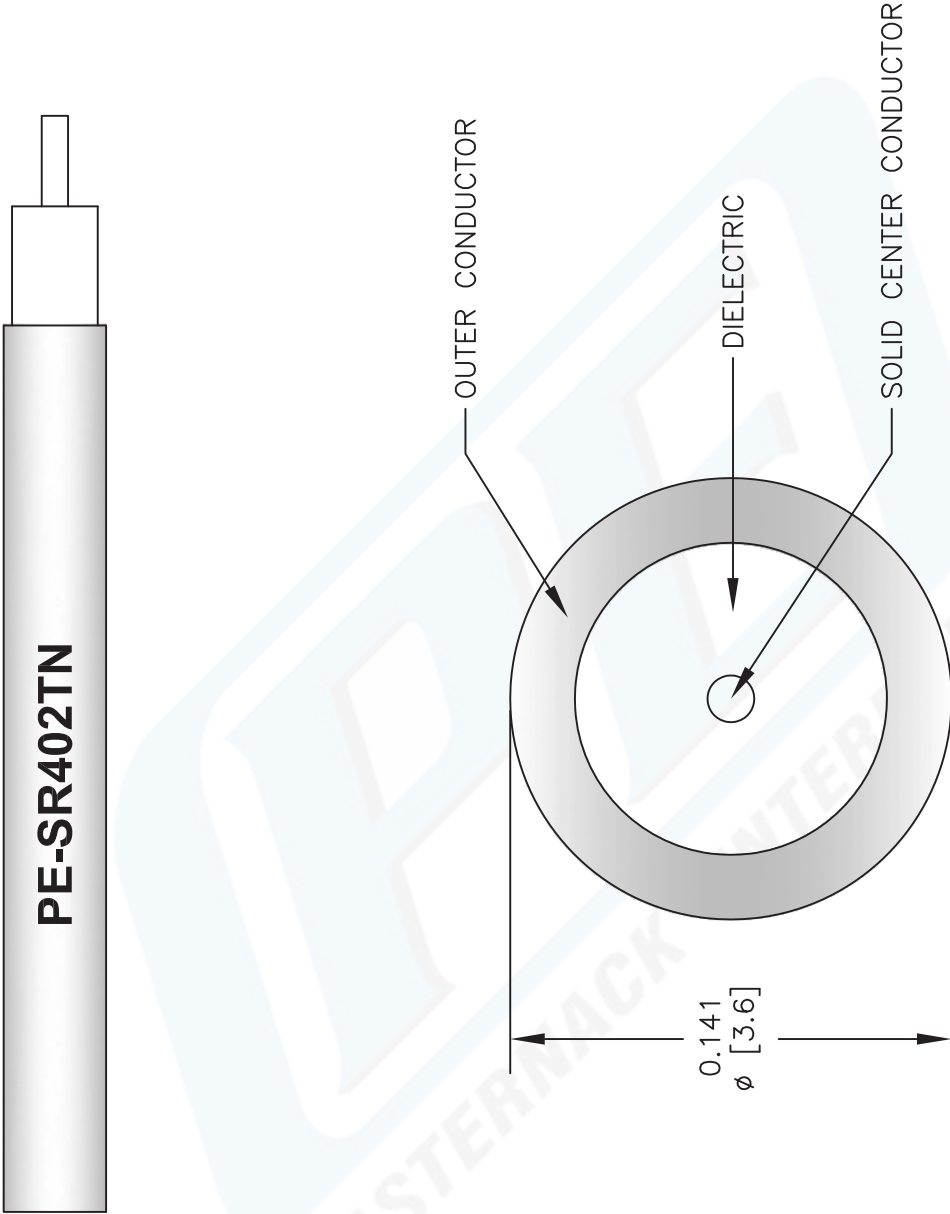
RG402 Coax Cable with Tinned Copper Outer Conductor from Pasternack Enterprises has same day shipment for domestic and International orders. Our RF, microwave and fiber optic products maintain a 99% availability and are part of the broadest selection in the industry.

Click the following link (or enter part number in "SEARCH" on website) to obtain additional part information including price, inventory and certifications: [RG402 Tinned Coax Cable with Tinned Copper Outer Conductor PE-SR402TN](#)

URL: <http://www.pasternack.com/50-ohm-semi-rigid-rg402-tinned-tinned-copper-pe-sr402tn-p.aspx>

The information contained in this document is accurate to the best of our knowledge and representative of the part described herein. It may be necessary to make modifications to the part and/or the documentation of the part, in order to implement improvements. Pasternack reserves the right to make such changes as required. Unless otherwise stated, all specifications are nominal.





NOTES:  
1. UNLESS OTHERWISE SPECIFIED ALL DIMENSIONS ARE NOMINAL.  
2. ALL SPECIFICATIONS ARE SUBJECT TO CHANGE WITHOUT NOTICE AT ANY TIME.  
3. DIMENSIONS ARE IN INCHES [mm].

DWG TITLE  
**PE-SR402TN**

FSCM NO. 53919

2233

SIZE A

SCALE N/A

CAD FILE 073113



**PASTERNAK®**  
Pasternack Enterprises, Inc.  
P.O. Box 16759 | Irvine | CA | 92623  
**Phone:** (949) 261-1920 | **Fax:** (949) 261-7451  
**Website:** [www.pasternack.com](http://www.pasternack.com) | **E-Mail:** [sales@pasternack.com](mailto:sales@pasternack.com)