



N Female Connector Crimp/Solder Attachment for PE-C240,  
RG8X, 0.240 inch, LMR-240, LMR-240-DB, LMR-240-UF, B7808A

## RF Connectors Technical Data Sheet

PE44533

### Configuration

- N Female Connector
- 50 Ohms
- Straight Body Geometry

- PE-C240, RG8X, 0.240 inch, LMR-240, LMR-240-DB, LMR-240-UF, B7808A Interface Type
- Crimp/Solder Attachment

### Features

- Max. Operating Frequency 11 GHz
- Gold Plated Beryllium Copper Contact

### Applications

- General Purpose Test
- Custom Cable Assemblies

### Description

Pasternack's PE44533 type N female connector with crimp/solder attachment for PE-C240, RG8X, 0.240 inch, LMR-240, LMR-240-DB, LMR-240-UF and B7808A is part of our full line of RF components available for same-day shipping. Our type N female connector operates up to a maximum frequency of 11 GHz.

Our type N female connector PE44533 datasheet specifications and drawing with dimensions are shown below in this PDF. Pasternack's broad catalog of RF, microwave and millimeter wave connectors allows designers to configure and customize their signal connections however they like. Whether the need is to provide an I/O for a board design, or simply create a custom cable assembly configuration, Pasternack has the right connector for the job. Pasternack can also expertly build your custom cable assemblies for you and ship same-day.

### Electrical Specifications

Description	Minimum	Typical	Maximum	Units
Frequency Range	DC		11	GHz
Operating Voltage (AC)			830	Vrms
Dielectric Withstanding Voltage (AC)			2,500	Vrms

### Mechanical Specifications

#### Size

Length	1.45 in [36.83 mm]
Width/Dia.	0.67 in [17.02 mm]
Weight	0.07 lbs [31.75 g]
Mating Cycles	500 Cycles

Click the following link (or enter part number in "SEARCH" on website) to obtain additional part information including price, inventory and certifications: [N Female Connector Crimp/Solder Attachment for PE-C240, RG8X, 0.240 inch, LMR-240, LMR-240-DB, LMR-240-UF, B7808A PE44533](#)



N Female Connector Crimp/Solder Attachment for PE-C240,  
RG8X, 0.240 inch, LMR-240, LMR-240-DB, LMR-240-UF, B7808A

## RF Connectors Technical Data Sheet

PE44533

### Material Specifications

Description	Material	Plating
Contact	Beryllium Copper	Gold
Insulation	PTFE	
Body	Brass	Tri-Metal

### Environmental Specifications

#### Temperature

Operating Range -65 to +165 deg C

**Compliance Certifications** (see [product page](#) for current document)

### Plotted and Other Data

Notes:

N Female Connector Crimp/Solder Attachment for PE-C240, RG8X, 0.240 inch, LMR-240, LMR-240-DB, LMR-240-UF, B7808A from Pasternack Enterprises has same day shipment for domestic and International orders. Our RF, microwave and millimeter wave products maintain a 99% availability and are part of the broadest selection in the industry.

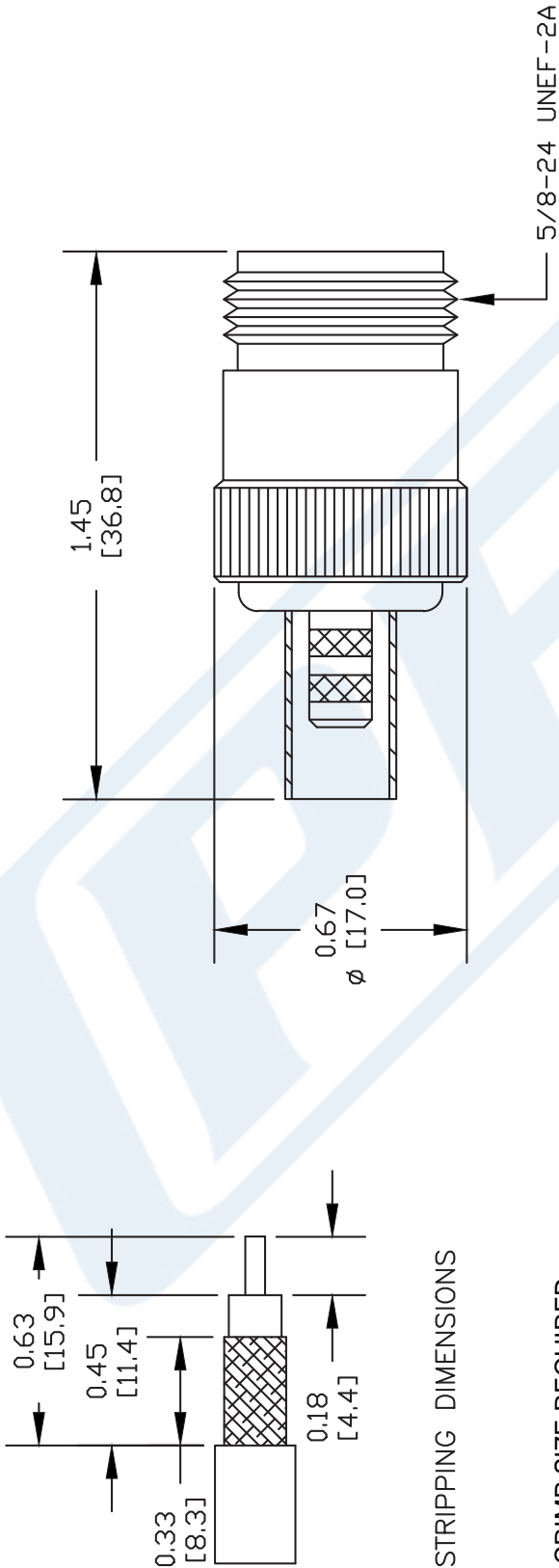
Click the following link (or enter part number in "SEARCH" on website) to obtain additional part information including price, inventory and certifications: [N Female Connector Crimp/Solder Attachment for PE-C240, RG8X, 0.240 inch, LMR-240, LMR-240-DB, LMR-240-UF, B7808A PE44533](#)

URL: <https://www.pasternack.com/n-female-standard-pe-c240-0.240-connector-pe44533-p.aspx>

The information contained in this document is accurate to the best of our knowledge and representative of the part described herein. It may be necessary to make modifications to the part and/or the documentation of the part, in order to implement improvements. Pasternack reserves the right to make such changes as required. Unless otherwise stated, all specifications are nominal. Pasternack does not make any representation or warranty regarding the suitability of the part described herein for any particular purpose, and Pasternack does not assume any liability arising out of the use of any part or documentation.

PE44533 CAD Drawing

N Female Connector Crimp/Solder Attachment for PE-C240, RG8X,  
0.240 inch, LMR-240, LMR-240-DB, LMR-240-UF, B7808A



STRIPPING DIMENSIONS

CRIMP SIZE REQUIRED

CONTACT: SOLDER  
FERRULE: .255" HEX CRIMP TOOL

NOTES:  
1. UNLESS OTHERWISE SPECIFIED ALL DIMENSIONS ARE NOMINAL.  
2. ALL SPECIFICATIONS ARE SUBJECT TO CHANGE WITHOUT NOTICE AT ANY TIME.  
3. DIMENSIONS ARE IN INCHES [mm].  
4. FITS MIL-C-17 AND EQUIVALENT CABLES.

DWG TITLE  
**PE44533**

REV. B	FSCM NO. 53919	CAD FILE 081811	SCALE N/A	SIZE A	2231
--------	----------------	-----------------	-----------	--------	------

**PE PASTERNAK®**  
Pasternack Enterprises, Inc.  
P.O. Box 16759 | Irvine | CA | 92623  
Phone: (949) 261-1920 | Fax: (949) 261-7451  
Website: www.pasternack.com | E-Mail: sales@pasternack.com



N Female Connector Crimp/Solder Attachment for PE-C240,  
RG8X, 0.240 inch, LMR-240, LMR-240-DB, LMR-240-UF, B7808A

## RF Connectors Technical Data Sheet

PE44533

### Configuration

- N Female Connector
- 50 Ohms
- Straight Body Geometry

- PE-C240, RG8X, 0.240 inch, LMR-240, LMR-240-DB, LMR-240-UF, B7808A Interface Type
- Crimp/Solder Attachment

### Features

- Max. Operating Frequency 11 GHz
- Gold Plated Beryllium Copper Contact

### Applications

- General Purpose Test
- Custom Cable Assemblies

### Description

Pasternack's PE44533 type N female connector with crimp/solder attachment for PE-C240, RG8X, 0.240 inch, LMR-240, LMR-240-DB, LMR-240-UF and B7808A is part of our full line of RF components available for same-day shipping. Our type N female connector operates up to a maximum frequency of 11 GHz.

Our type N female connector PE44533 datasheet specifications and drawing with dimensions are shown below in this PDF. Pasternack's broad catalog of RF, microwave and millimeter wave connectors allows designers to configure and customize their signal connections however they like. Whether the need is to provide an I/O for a board design, or simply create a custom cable assembly configuration, Pasternack has the right connector for the job. Pasternack can also expertly build your custom cable assemblies for you and ship same-day.

### Electrical Specifications

Description	Minimum	Typical	Maximum	Units
Frequency Range	DC		11	GHz
Operating Voltage (AC)			830	Vrms
Dielectric Withstanding Voltage (AC)			2,500	Vrms

### Mechanical Specifications

#### Size

Length	1.45 in [36.83 mm]
Width/Dia.	0.67 in [17.02 mm]
Weight	0.07 lbs [31.75 g]
Mating Cycles	500 Cycles

Click the following link (or enter part number in "SEARCH" on website) to obtain additional part information including price, inventory and certifications: [N Female Connector Crimp/Solder Attachment for PE-C240, RG8X, 0.240 inch, LMR-240, LMR-240-DB, LMR-240-UF, B7808A PE44533](#)



N Female Connector Crimp/Solder Attachment for PE-C240,  
RG8X, 0.240 inch, LMR-240, LMR-240-DB, LMR-240-UF, B7808A

## RF Connectors Technical Data Sheet

PE44533

### Material Specifications

Description	Material	Plating
Contact	Beryllium Copper	Gold
Insulation	PTFE	
Body	Brass	Tri-Metal

### Environmental Specifications

#### Temperature

Operating Range -65 to +165 deg C

**Compliance Certifications** (see [product page](#) for current document)

### Plotted and Other Data

Notes:

N Female Connector Crimp/Solder Attachment for PE-C240, RG8X, 0.240 inch, LMR-240, LMR-240-DB, LMR-240-UF, B7808A from Pasternack Enterprises has same day shipment for domestic and International orders. Our RF, microwave and millimeter wave products maintain a 99% availability and are part of the broadest selection in the industry.

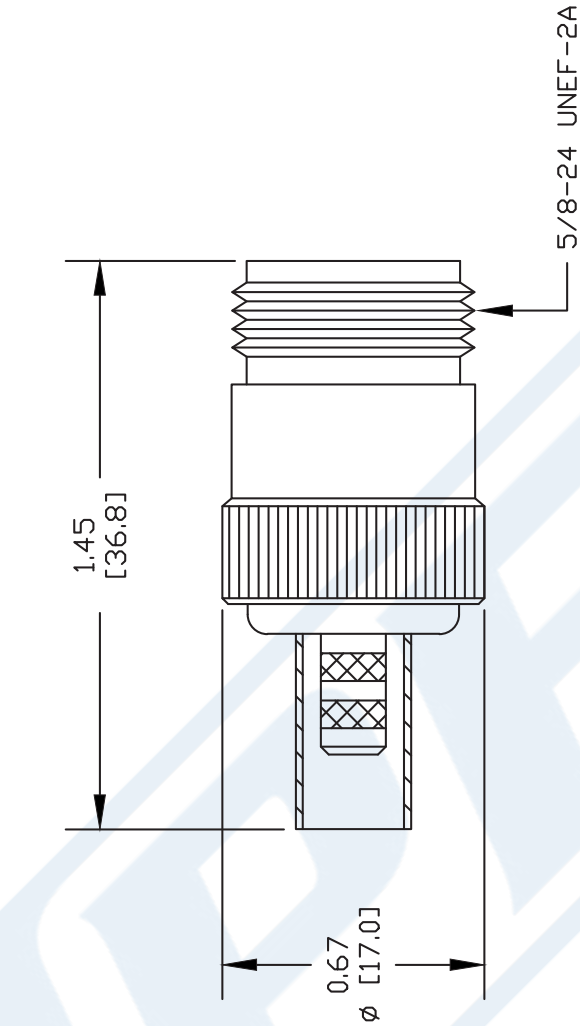
Click the following link (or enter part number in "SEARCH" on website) to obtain additional part information including price, inventory and certifications: [N Female Connector Crimp/Solder Attachment for PE-C240, RG8X, 0.240 inch, LMR-240, LMR-240-DB, LMR-240-UF, B7808A PE44533](#)

URL: <https://www.pasternack.com/n-female-standard-pe-c240-0.240-connector-pe44533-p.aspx>

The information contained in this document is accurate to the best of our knowledge and representative of the part described herein. It may be necessary to make modifications to the part and/or the documentation of the part, in order to implement improvements. Pasternack reserves the right to make such changes as required. Unless otherwise stated, all specifications are nominal. Pasternack does not make any representation or warranty regarding the suitability of the part described herein for any particular purpose, and Pasternack does not assume any liability arising out of the use of any part or documentation.

PE44533 CAD Drawing

N Female Connector Crimp/Solder Attachment for PE-C240, RG8X,  
0.240 inch, LMR-240, LMR-240-DB, LMR-240-UF, B7808A



STRIPPING DIMENSIONS

CRIMP SIZE REQUIRED

CONTACT: SOLDER  
FERRULE: .255" HEX CRIMP TOOL

NOTES:  
1. UNLESS OTHERWISE SPECIFIED ALL DIMENSIONS ARE NOMINAL.  
2. ALL SPECIFICATIONS ARE SUBJECT TO CHANGE WITHOUT NOTICE AT ANY TIME.  
3. DIMENSIONS ARE IN INCHES [mm].  
4. FITS MIL-C-17 AND EQUIVALENT CABLES.

DWG TITLE  
**PE44533**

REV. B	FSCM NO. 53919	CAD FILE 081811	SCALE N/A	SIZE A	2231
--------	----------------	-----------------	-----------	--------	------

**PE PASTERNAK®**  
Pasternack Enterprises, Inc.  
P.O. Box 16759 | Irvine | CA | 92623  
Phone: (949) 261-1920 | Fax: (949) 261-7451  
Website: www.pasternack.com | E-Mail: sales@pasternack.com



Low Loss Flexible RG8X Type Coax Cable  
Double Shielded with Black PE Jacket

TECHNICAL DATA SHEET

PE-C240

Low Loss Flexible RG8X Type Coax Cable Double Shielded with Black PE Jacket

**Configuration**

Cable Design	Low Loss
Inner Conductor Material and Plating	Copper
Dielectric Type	PE (F)
Shield Materials	Aluminum Tape, Tinned Copper Braid
Jacket Material and Color	PE, Black

**Electrical Specifications**

Impedance, Ohms	50
Velocity of Propagation, %	84
Maximum Operating Frequency, GHz	5.8
RF Shielding, dB	90
Capacitance, pF/ft [pF/m]	24.2 [79.4]

**Electrical Specifications by Frequency**

**Frequency 1**

Frequency, MHz	150
Attenuation, dB/100ft [dB/100m]	3.4 [11.15]
Power Handling, Watts	660

**Frequency 2**

Frequency, MHz	450
Attenuation, dB/100ft [dB/100m]	5.95 [19.52]
Power Handling, Watts	380

**Frequency 3**

Frequency, MHz	900
Attenuation, dB/100ft [dB/100m]	8.58 [28.15]
Power Handling, Watts	260

**Frequency 4**

Frequency, GHz	1.5
Attenuation, dB/100ft [dB/100m]	11.18 [36.68]
Power Handling, Watts	200

**Frequency 5**

Frequency, GHz	2
Attenuation, dB/100ft [dB/100m]	13 [42.65]
Power Handling, Watts	170

Click the following link (or enter part number in "SEARCH" on website) to obtain additional part information including price, inventory and certifications: [Low Loss Flexible RG8X Type Coax Cable Double Shielded with Black PE Jacket PE-C240](#)

The information contained in this document is accurate to the best of our knowledge and representative of the part described herein. It may be necessary to make modifications to the part and/or the documentation of the part, in order to implement improvements. Pasternack reserves the right to make such changes as required. Unless otherwise stated, all specifications are nominal.

Low Loss Flexible RG8X Type Coax Cable  
Double Shielded with Black PE Jacket

TECHNICAL DATA SHEET

PE-C240

**Frequency 6**

Frequency, GHz	2.5
Attenuation, dB/100ft [dB/100m]	14.55 [47.74]
Power Handling, Watts	150

**Frequency 7**

Frequency, GHz	5.8
Attenuation, dB/100ft [dB/100m]	23 [75.46]
Power Handling, Watts	100

**Mechanical Specifications**

**Temperature**

Operating Range, deg C	-40 to +85
Storage Range, deg C	-40 to +85

**Inner Conductor**

Number of Strands	1
Material	Copper
Diameter, in [mm]	0.057 [1.45]

**Dielectric:**

Type	PE (F)
Diameter, in [mm]	0.15 [3.81]

**Shield:**

Number of	2
Material 1	Aluminum Tape
Material 2	Tinned Copper Braid
Diameter, in [mm]	0.178 [4.52]

**Jacket:**

Material	PE
Diameter, in [mm]	0.24 [6.1]
Color	Black
One Time Minimum Bend Radius, in [mm]	0.752 [19.1]
Repeated Minimum Bend Radius, in [mm]	2.5 [63.5]
Weight, lbs/ft [Kg/m]	0.033 [0.05]

**Compliance Certifications** (visit [www.Pasternack.com](http://www.Pasternack.com) for current document)

RoHS Compliant	Yes
----------------	-----

Click the following link (or enter part number in "SEARCH" on website) to obtain additional part information including price, inventory and certifications: [Low Loss Flexible RG8X Type Coax Cable Double Shielded with Black PE Jacket PE-C240](#)

The information contained in this document is accurate to the best of our knowledge and representative of the part described herein. It may be necessary to make modifications to the part and/or the documentation of the part, in order to implement improvements. Pasternack reserves the right to make such changes as required. Unless otherwise stated, all specifications are nominal.



Low Loss Flexible RG8X Type Coax Cable  
Double Shielded with Black PE Jacket

TECHNICAL DATA SHEET

PE-C240

**Plotted and Other Data**

Notes:

Values at 25 °C, sea level

Low Loss Flexible RG8X Type Coax Cable Double Shielded with Black PE Jacket from Pasternack Enterprises has same day shipment for domestic and International orders. Our RF, microwave and fiber optic products maintain a 99% availability and are part of the broadest selection in the industry.

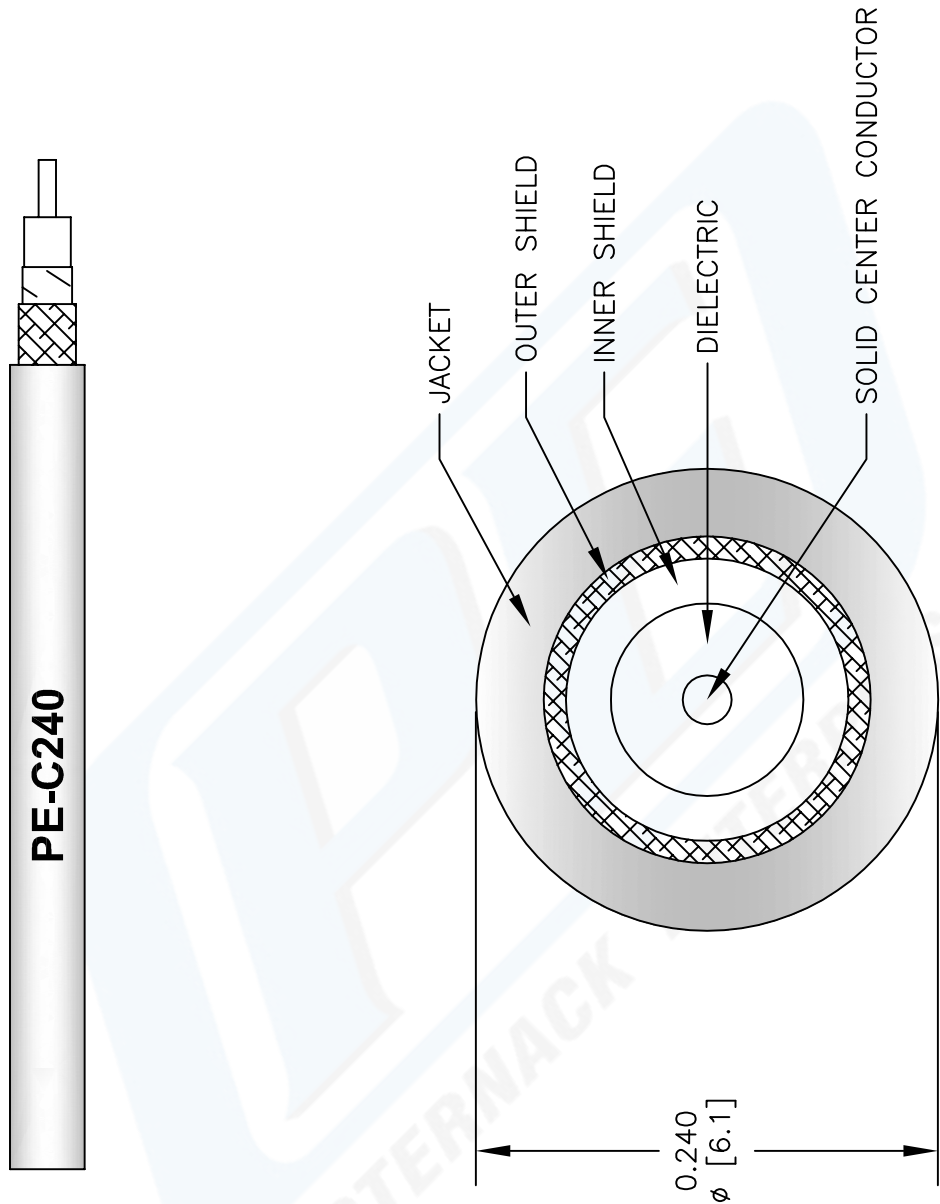
Click the following link (or enter part number in "SEARCH" on website) to obtain additional part information including price, inventory and certifications: [Low Loss Flexible RG8X Type Coax Cable Double Shielded with Black PE Jacket PE-C240](#)

URL: <http://www.pasternack.com/flexible-0.240-50-ohm-coax-cable-pe-jacket-pe-c240-p.aspx>

The information contained in this document is accurate to the best of our knowledge and representative of the part described herein. It may be necessary to make modifications to the part and/or the documentation of the part, in order to implement improvements. Pasternack reserves the right to make such changes as required. Unless otherwise stated, all specifications are nominal.

PE-C240 CAD Drawing

Low Loss Flexible RG8X Type Coax Cable Double Shielded with Black PE Jacket



NOTES:  
1. UNLESS OTHERWISE SPECIFIED ALL DIMENSIONS ARE NOMINAL.  
2. ALL SPECIFICATIONS ARE SUBJECT TO CHANGE WITHOUT NOTICE AT ANY TIME.  
3. DIMENSIONS ARE IN INCHES [mm].

DWG TITLE  
**PE-C240**

REV. B	FSCM NO. 53919
--------	----------------

CAD FILE	050709	SCALE	N/A	SIZE	A	147
----------	--------	-------	-----	------	---	-----

**Pasternack®**  
Pasternack Enterprises, Inc.  
P.O. Box 16759 | Irvine | CA | 92623  
Phone: (949) 261-1920 | Fax: (949) 261-7451  
Website: [www.pasternack.com](http://www.pasternack.com) | E-Mail: [sales@pasternack.com](mailto:sales@pasternack.com)