



## N Male Connector Crimp/Solder Attachment for RG8X, PE-C240, 0.240 inch, B7808A, LMR-240

### RF Connectors Technical Data Sheet

**PE4344**

#### Configuration

- N Male Connector
- MIL-STD-348A
- 50 Ohms
- Straight Body Geometry
- RG8X, PE-C240, 0.240 inch, B7808A, LMR-240 Interface Type
- Crimp/Solder Attachment

#### Features

- Max. Operating Frequency 11 GHz
- Good VSWR of 1.5:1
- Gold Plated Brass Contact
- 30 µin minimum contact plating

#### Applications

- General Purpose Test
- Custom Cable Assemblies

#### Description

Pasternack's PE4344 type N male connector with crimp/solder attachment for RG8X, PE-C240, 0.240 inch, B7808A and LMR-240 is part of our full line of RF components available for same-day shipping. Our type N male connector operates up to a maximum frequency of 11 GHz and offers good VSWR of 1.5:1.

Our type N male connector PE4344 datasheet specifications and drawing with dimensions are shown below in this PDF. Pasternack's broad catalog of RF, microwave and millimeter wave connectors allows designers to configure and customize their signal connections however they like. Whether the need is to provide an I/O for a board design, or simply create a custom cable assembly configuration, Pasternack has the right connector for the job. Pasternack can also expertly build your custom cable assemblies for you and ship same-day.

#### Electrical Specifications

Description	Minimum	Typical	Maximum	Units
Frequency Range	DC		11	GHz
VSWR			1.5:1	
Operating Voltage (AC)			1,000	Vrms

#### Mechanical Specifications

##### Size

Length	1.394 in [35.41 mm]
Width/Dia.	0.827 in [21.01 mm]
Weight	0.068 lbs [30.84 g]

Click the following link (or enter part number in "SEARCH" on website) to obtain additional part information including price, inventory and certifications: [N Male Connector Crimp/Solder Attachment for RG8X, PE-C240, 0.240 inch, B7808A, LMR-240 PE4344](#)



## N Male Connector Crimp/Solder Attachment for RG8X, PE-C240, 0.240 inch, B7808A, LMR-240

### RF Connectors Technical Data Sheet

PE4344

#### Material Specifications

Description	Material	Plating
Contact	Brass	Gold 30 µin minimum
Insulation	PTFE	
Body	Brass	Nickel 100 µin minimum
Coupling Nut	Brass	Nickel 100 µin minimum

#### Environmental Specifications

##### Temperature

Operating Range

-65 to +165 deg C

**Compliance Certifications** (see [product page](#) for current document)

#### Plotted and Other Data

Notes:

N Male Connector Crimp/Solder Attachment for RG8X, PE-C240, 0.240 inch, B7808A, LMR-240 from Pasternack Enterprises has same day shipment for domestic and International orders. Our RF, microwave and millimeter wave products maintain a 99% availability and are part of the broadest selection in the industry.

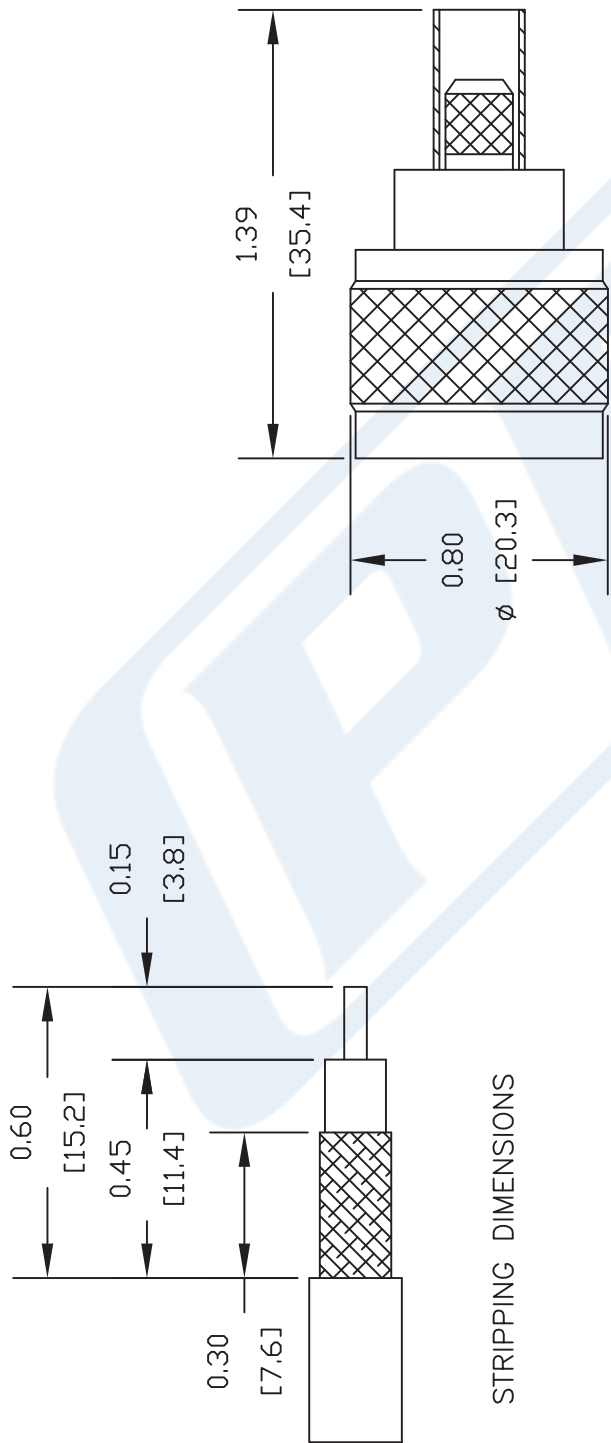
Click the following link (or enter part number in "SEARCH" on website) to obtain additional part information including price, inventory and certifications: [N Male Connector Crimp/Solder Attachment for RG8X, PE-C240, 0.240 inch, B7808A, LMR-240 PE4344](#)

URL: <https://www.pasternack.com/n-male-standard-rg8x-pe-c240-connector-pe4344-p.aspx>

The information contained in this document is accurate to the best of our knowledge and representative of the part described herein. It may be necessary to make modifications to the part and/or the documentation of the part, in order to implement improvements. Pasternack reserves the right to make such changes as required. Unless otherwise stated, all specifications are nominal. Pasternack does not make any representation or warranty regarding the suitability of the part described herein for any particular purpose, and Pasternack does not assume any liability arising out of the use of any part or documentation.

PE4344 CAD Drawing

N Male Connector Crimp/Solder Attachment for RG8X, PE-  
C240, 0.240 inch, B7808A, LMR-240



STRIPPING DIMENSIONS

CRIMP SIZES REQUIRED

CONTACT: .100" HEX CRIMP TOOL  
FERRULE: .255" HEX CRIMP TOOL



Pasternack Enterprises, Inc.  
P.O. Box 16759 | Irvine | CA | 92623  
Phone: (949) 261-1920 | Fax: (949) 261-7451  
Website: [www.pasternack.com](http://www.pasternack.com) | E-Mail: [sales@pasternack.com](mailto:sales@pasternack.com)

DWG TITLE

PE4344

NOTES:

- 1. UNLESS OTHERWISE SPECIFIED ALL DIMENSIONS ARE NOMINAL.
- 2. ALL SPECIFICATIONS ARE SUBJECT TO CHANGE WITHOUT NOTICE AT ANY TIME.
- 3. DIMENSIONS ARE IN INCHES [mm].
- 4. FITS MIL-C-17 AND EQUIVALENT CABLES.

FSCM NO. 53919

CAD FILE 050609

SCALE N/A

SIZE A

127



BNC Male Right Angle Connector Crimp/Solder  
Attachment for PE-C240, RG8X, 0.240 inch, LMR-  
240, LMR-240-DB, LMR-240-UF, B7808A

RF Connectors Technical Data Sheet

PE44641

**Configuration**

- BNC Male Connector
- 50 Ohms
- Right Angle Body Geometry
- PE-C240, RG8X, 0.240 inch, LMR-240, LMR-240-DB, LMR-240-UF, B7808A Interface Type
- Crimp/Solder Attachment

**Features**

- Max. Operating Frequency 4 GHz
- Gold Plated Brass Contact

**Applications**

- General Purpose Test
- Custom Cable Assemblies

**Description**

Pasternack's PE44641 BNC male right angle connector with crimp/solder attachment for PE-C240, RG8X, 0.240 inch, LMR-240, LMR-240-DB, LMR-240-UF and B7808A is part of our full line of RF components available for same-day shipping. Our BNC male connector operates up to a maximum frequency of 4 GHz. Its right angle body geometry allows for easier connections in tight spaces.

Our BNC male right angle connector PE44641 datasheet specifications and drawing with dimensions are shown below in this PDF. Pasternack's broad catalog of RF, microwave and millimeter wave connectors allows designers to configure and customize their signal connections however they like. Whether the need is to provide an I/O for a board design, or simply create a custom cable assembly configuration, Pasternack has the right connector for the job. Pasternack can also expertly build your custom cable assemblies for you and ship same-day.

**Electrical Specifications**

Description	Minimum	Typical	Maximum	Units
Frequency Range	DC		4	GHz

**Mechanical Specifications**

<b>Size</b>	
Length	1.103 in [28.02 mm]
Width/Dia.	0.571 in [14.50 mm]
Height	1.052 in [26.72 mm]
Weight	0.047 lbs [21.32 g]

Click the following link (or enter part number in "SEARCH" on website) to obtain additional part information including price, inventory and certifications: [BNC Male Right Angle Connector Crimp/Solder Attachment for PE-C240, RG8X, 0.240 inch, LMR-240, LMR-240-DB, LMR-240-UF, B7808A PE44641](#)



BNC Male Right Angle Connector Crimp/Solder  
Attachment for PE-C240, RG8X, 0.240 inch, LMR-  
240, LMR-240-DB, LMR-240-UF, B7808A

## RF Connectors Technical Data Sheet

PE44641

### Material Specifications

Description	Material	Plating
Contact	Brass	Gold
Insulation	PTFE	
Body	Brass	Nickel
Coupling Nut	Brass	Nickel

### Environmental Specifications

#### Temperature

Operating Range

-40 to +85 deg C

**Compliance Certifications** (see [product page](#) for current document)

### Plotted and Other Data

Notes:

BNC Male Right Angle Connector Crimp/Solder Attachment for PE-C240, RG8X, 0.240 inch, LMR-240, LMR-240-DB, LMR-240-UF, B7808A from Pasternack Enterprises has same day shipment for domestic and International orders. Our RF, microwave and millimeter wave products maintain a 99% availability and are part of the broadest selection in the industry.

Click the following link (or enter part number in "SEARCH" on website) to obtain additional part information including price, inventory and certifications: [BNC Male Right Angle Connector Crimp/Solder Attachment for PE-C240, RG8X, 0.240 inch, LMR-240, LMR-240-DB, LMR-240-UF, B7808A PE44641](#)

URL: <https://www.pasternack.com/bnc-male-standard-rg8x-pe-c240-0.240-connector-pe44641-p.aspx>

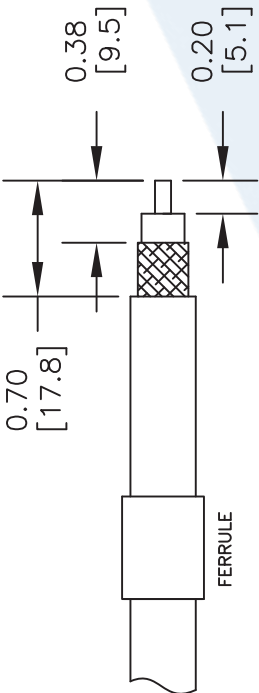
The information contained in this document is accurate to the best of our knowledge and representative of the part described herein. It may be necessary to make modifications to the part and/or the documentation of the part, in order to implement improvements. Pasternack reserves the right to make such changes as required. Unless otherwise stated, all specifications are nominal. Pasternack does not make any representation or warranty regarding the suitability of the part described herein for any particular purpose, and Pasternack does not assume any liability arising out of the use of any part or documentation.

# PE44641 CAD Drawing

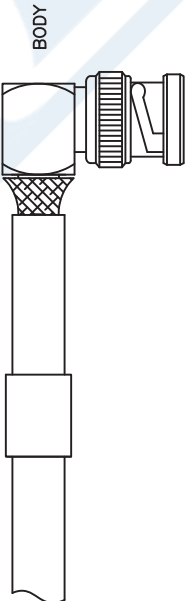
BNC Male Right Angle Connector Crimp/Solder Attachment for PE-C240,  
RG8X, 0.240 inch, LMR-240, LMR-240-DB, LMR-240-UF, B7808A

## ASSEMBLY PROCEDURES

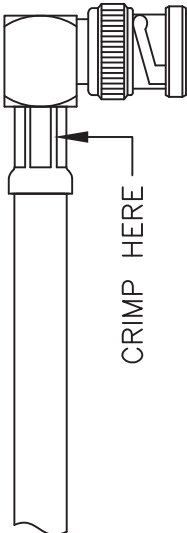
1. STRIP CABLE AS SHOWN. SLIDE FERRULE OVER CABLE.



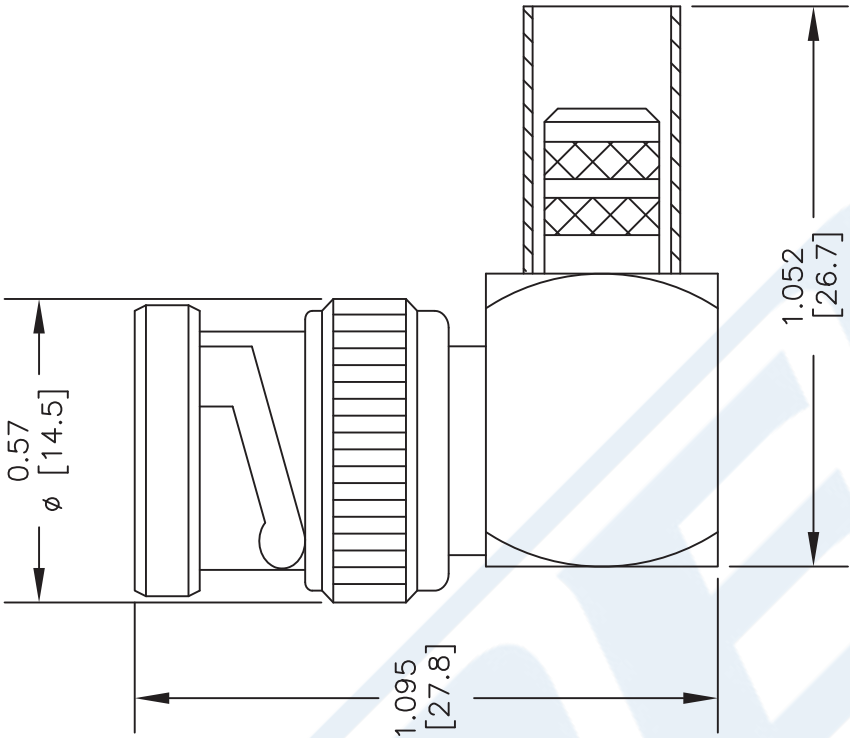
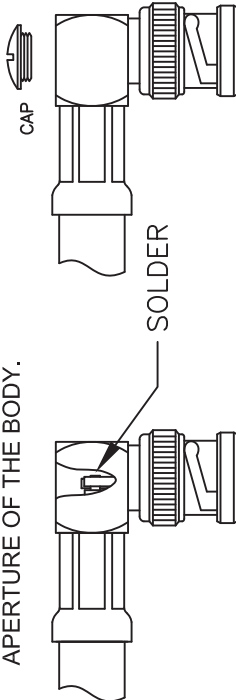
2. FLAIR BRAID AND INSERT THE STRIPPED CABLE INTO BODY AND POSITION THE CENTER CONDUCTOR IN THE SLOT OF THE CENTER PIN.



3. SLIDE FERRULE OVER BRAID UP TO THE CONNECTOR BODY AND CRIMP AS CLOSE TO THE CONNECTOR BODY AS POSSIBLE USING A .255" HEX CRIMP TOOL.



4. SOLDER THE CENTER CONDUCTOR OF THE CABLE TO THE CENTER PIN. TIGHTEN DOWN THE CAP INTO THE REAR APERTURE OF THE BODY.



NOTES:  
1. UNLESS OTHERWISE SPECIFIED ALL DIMENSIONS ARE NOMINAL.  
2. ALL SPECIFICATIONS ARE SUBJECT TO CHANGE WITHOUT NOTICE AT ANY TIME.  
3. DIMENSIONS ARE IN INCHES [mm].  
4. FITS MIL-C-17 AND EQUIVALENT CABLES.

DWG TITLE

PE44641

REV. B

FSCM NO. 53919

CAD FILE 071612

SCALE N/A

SIZE A

2233

PASTERNAK ENTERPRISES, INC.

P.O. BOX 16759, IRVINE, CA 92623

PHONE (949) 261-1920 FAX (949) 261-7451

WEB ADDRESS: [www.pasternack.com](http://www.pasternack.com)

E-MAIL ADDRESS: [sales@pasternack.com](mailto:sales@pasternack.com)

COAXIAL & FIBER OPTICS



PASTERNAK ENTERPRISES®  
ESTABLISHED 1972



## Flexible RG8X Coax Cable Single Shielded with Black PVC (NC) Jacket

### TECHNICAL DATA SHEET

**RG8X**

#### Flexible RG8X Coax Cable Single Shielded with Black PVC (NC) Jacket

##### Configuration

Inner Conductor Material and Plating	Copper
Dielectric Type	PE (F)
Shield Materials	Copper Braid
Jacket Material and Color	PVC (NC), Black

##### Electrical Specifications

Impedance, Ohms	50
Maximum Operating Frequency, MHz	1000
Capacitance, pF/ft [pF/m]	26 [85.3]
Maximum Operating Voltage, Volts	2,500

##### Electrical Specifications by Frequency

###### Frequency 1

Frequency, MHz	10
Attenuation, dB/100ft [dB/100m]	1 [3.28]
Power Handling, KWatts	1

###### Frequency 2

Frequency, MHz	400
Attenuation, dB/100ft [dB/100m]	8 [26.25]
Power Handling, Watts	110

###### Frequency 3

Frequency, MHz	700
Attenuation, dB/100ft [dB/100m]	11.1 [36.42]
Power Handling, Watts	75

###### Frequency 4

Frequency, MHz	1000
Attenuation, dB/100ft [dB/100m]	13.5 [44.29]
Power Handling, Watts	60

##### Mechanical Specifications

###### Temperature

Operating Range, deg C	-40 to +80
------------------------	------------

###### Inner Conductor

Number of Strands	19
Material	Copper
Diameter, in [mm]	0.056 [1.42]

Click the following link (or enter part number in "SEARCH" on website) to obtain additional part information including price, inventory and certifications: [Flexible RG8X Coax Cable Single Shielded with Black PVC \(NC\) Jacket RG8X](#)

The information contained in this document is accurate to the best of our knowledge and representative of the part described herein. It may be necessary to make modifications to the part and/or the documentation of the part, in order to implement improvements. Pasternack reserves the right to make such changes as required. Unless otherwise stated, all specifications are nominal.

## Flexible RG8X Coax Cable Single Shielded with Black PVC (NC) Jacket

### TECHNICAL DATA SHEET

**RG8X****Dielectric:**

Type	PE (F)
Diameter, in [mm]	0.155 [3.94]

**Shield:**

Number of	1
Material 1	Copper Braid

**Jacket:**

Material	PVC (NC)
Diameter, in [mm]	0.242 [6.15]
Color	Black
Weight, lbs/ft [Kg/m]	0.041 [0.06]

**Compliance Certifications** (visit [www.Pasternack.com](http://www.Pasternack.com) for current document)

**Plotted and Other Data**

Notes: Values at 25 °C, sea level

Flexible RG8X Coax Cable Single Shielded with Black PVC (NC) Jacket from Pasternack Enterprises has same day shipment for domestic and International orders. Our RF, microwave and fiber optic products maintain a 99% availability and are part of the broadest selection in the industry.

Click the following link (or enter part number in "SEARCH" on website) to obtain additional part information including price, inventory and certifications: [Flexible RG8X Coax Cable Single Shielded with Black PVC \(NC\) Jacket RG8X](#)

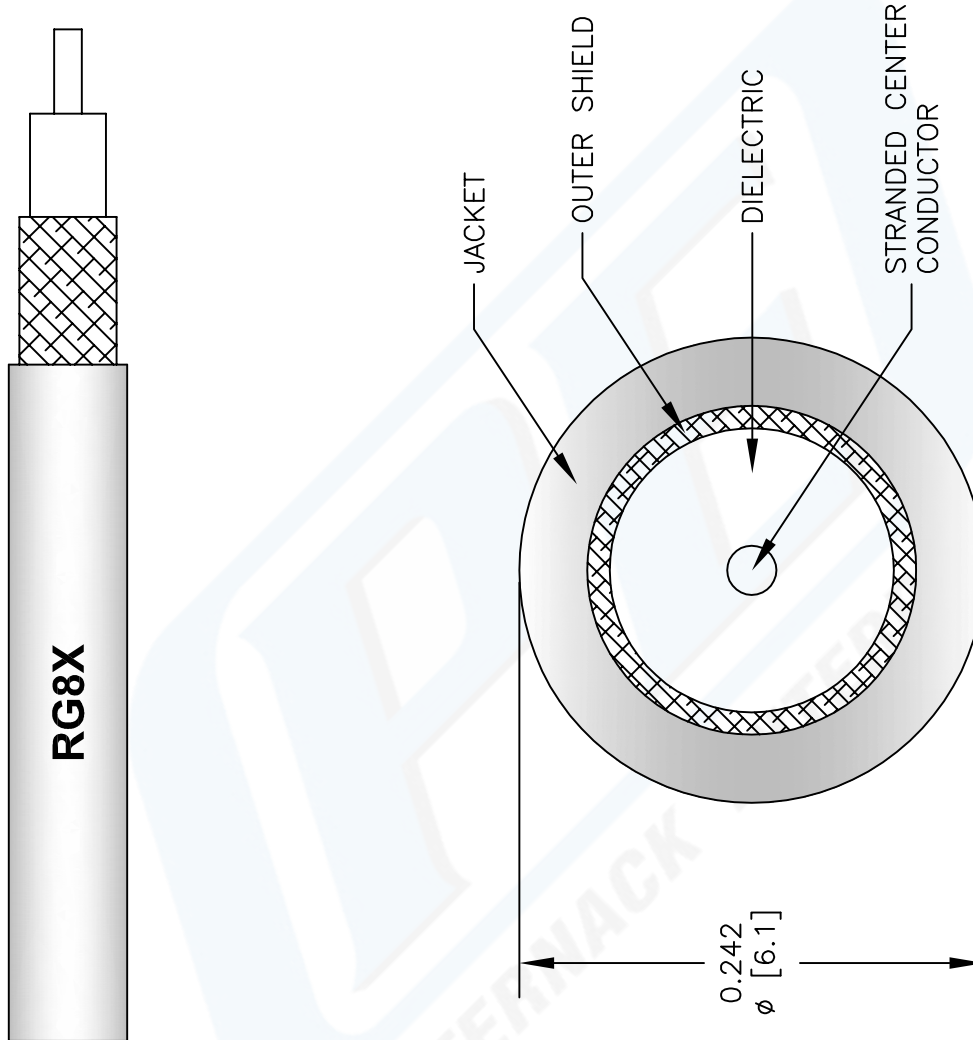
URL: <http://www.pasternack.com/flexible-0.242-rg8x-50-ohm-coax-cable-pvc-jacket-rg8x-p.aspx>

The information contained in this document is accurate to the best of our knowledge and representative of the part described herein. It may be necessary to make modifications to the part and/or the documentation of the part, in order to implement improvements. Pasternack reserves the right to make such changes as required. Unless otherwise stated, all specifications are nominal.



# RG8X CAD Drawing

Flexible RG8X Coax Cable Single Shielded with Black PVC (NC) Jacket



NOTES:  
 1. UNLESS OTHERWISE SPECIFIED ALL DIMENSIONS ARE NOMINAL.  
 2. ALL SPECIFICATIONS ARE SUBJECT TO CHANGE WITHOUT NOTICE AT ANY TIME.  
 3. DIMENSIONS ARE IN INCHES [mm].

DWG TITLE

**RG8X**

REV. A

FSCM NO. 53919

CAD FILE 040113-A

SCALE N/A

SIZE A

147

**PASTERNAK®**

Pasternack Enterprises, Inc.  
 P.O. Box 16759 | Irvine | CA | 92623  
**Phone:** (949) 261-1920 | **Fax:** (949) 261-7451  
**Website:** www.pasternack.com | **E-Mail:** sales@pasternack.com