



**N Male Right Angle Connector Clamp/Solder Attachment  
For 1/2 inch Annular, 1/2 inch Flexible, PE-1/2FAC**

**TECHNICAL DATA SHEET**

**PE44564**

**N Male Right Angle Connector Clamp/Solder Attachment For 1/2 inch Annular, 1/2 inch Flexible, PE-1/2FAC**

**Configuration**

Connector	N Male
Connector Interface Type	1/2 inch Annular, 1/2 inch Flexible, PE-1/2FAC
Cable Attachment Method (Shield/Contact)	Clamp/Solder
Body Style	Right Angle

**Electrical Specifications**

Impedance, Ohms	50
-----------------	----

**Mechanical Specifications**

**Size**

Length, in [mm]	2.876 [73.05]
Width/Dia., in [mm]	0.867 [22.02]
Height, in [mm]	1.734 [44.04]
Weight, lbs [Kg]	6.6 [2.99]

**Connector**

Type	N Male
Contact Material and Plating	Brass, Silver
Coupling Nut Material and Plating	Brass, Tri-Metal
Hex Size, in	3/4
Body Material and Plating	Brass, Tri-Metal
Dielectric Type	Teflon

**Compliance Certifications** (visit [www.Pasternack.com](http://www.Pasternack.com) for current document)

RoHS Compliant	Yes
----------------	-----

Click the following link (or enter part number in "SEARCH" on website) to obtain additional part information including price, inventory and certifications: [N Male Right Angle Connector Clamp/Solder Attachment For 1/2 inch Annular, 1/2 inch Flexible, PE-1/2FAC PE44564](#)

The information contained in this document is accurate to the best of our knowledge and representative of the part described herein. It may be necessary to make modifications to the part and/or the documentation of the part, in order to implement improvements. Pasternack reserves the right to make such changes as required. Unless otherwise stated, all specifications are nominal.



**N Male Right Angle Connector Clamp/Solder Attachment  
For 1/2 inch Annular, 1/2 inch Flexible, PE-1/2FAC**

**TECHNICAL DATA SHEET**

**PE44564**

**Plotted and Other Data**

Notes:

Values at 25 °C, sea level

N Male Right Angle Connector Clamp/Solder Attachment For 1/2 inch Annular, 1/2 inch Flexible, PE-1/2FAC from Pasternack Enterprises has same day shipment for domestic and International orders. Our RF, microwave and fiber optic products maintain a 99% availability and are part of the broadest selection in the industry.

Click the following link (or enter part number in "SEARCH" on website) to obtain additional part information including price, inventory and certifications: [N Male Right Angle Connector Clamp/Solder Attachment For 1/2 inch Annular, 1/2 inch Flexible, PE-1/2FAC PE44564](http://www.pasternack.com/n-male-standard-1-2-inch-annular-connector-pe44564-p.aspx)

URL: <http://www.pasternack.com/n-male-standard-1-2-inch-annular-connector-pe44564-p.aspx>

The information contained in this document is accurate to the best of our knowledge and representative of the part described herein. It may be necessary to make modifications to the part and/or the documentation of the part, in order to implement improvements. Pasternack reserves the right to make such changes as required. Unless otherwise stated, all specifications are nominal.



N Female Connector Clamp/Solder  
Attachment For 1/2 inch Annular



TECHNICAL DATA SHEET

PE44565

**N Female Connector Clamp/Solder Attachment For 1/2 inch Annular**

**Configuration**

Connector	N Female
Connector Interface Type	1/2 inch Annular
Cable Attachment Method (Shield/Contact)	Clamp/Solder
Body Style	Straight

**Electrical Specifications**

Frequency Range, GHz	DC to 3
Impedance, Ohms	50
Maximum VSWR	1.1:1
Maximum Insertion Loss, dB	0.05
Dielectric Withstanding Voltage, Vrms	2,500

**Mechanical Specifications**

**Temperature**

Operating Range, deg C	-55 to +155
------------------------	-------------

**Size**

Length, in [mm]	2.38 [60.45]
Width/Dia., in [mm]	0.88 [22]
Weight, lbs [g]	0.231 [104.78]

**Connector**

Type	N Female
Contact Material and Plating	Spring Bronze, Silver
Body Material and Plating	Brass, Tri-Metal
Dielectric Type	PTFE

**Compliance Certifications** (visit [www.Pasternack.com](http://www.Pasternack.com) for current document)

RoHS Compliant	Yes
----------------	-----

**Plotted and Other Data**

Notes:	Values at 25 °C, sea level
--------	----------------------------

URL: <http://www.pasternack.com/n-female-standard-1-2-inch-annular-connector-pe44565-p.aspx>

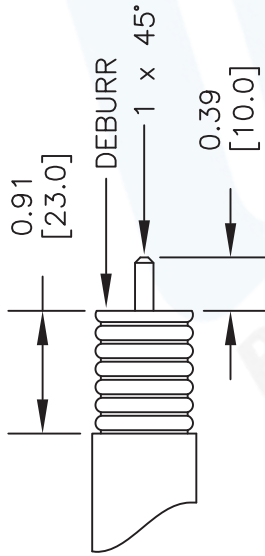
N Female Connector Clamp/Solder Attachment For 1/2 inch Annular from Pasternack Enterprises has same day shipment for domestic and International orders. We maintain 99% availability of the industry's broadest selection of RF, microwave and fiber optic products.

The information contained in this document is accurate to the best of our knowledge and representative of the part described herein. It may be necessary to make modifications to the part and/or the documentation of the part, in order to implement improvements. Pasternack reserves the right to make such changes as required. Unless otherwise stated, all specifications are nominal.



ASSEMBLY PROCEDURES

1. STRIP CABLE AS SHOWN, CHAMFER CENTER CONDUCTOR & DEBURR CABLE. SLIDE HEAT SHRINK OVER CABLE.



2. GREASE O-RING INSIDE OF CLAMP NUT. INSTALL CLAMP NUT ONTO CABLE.



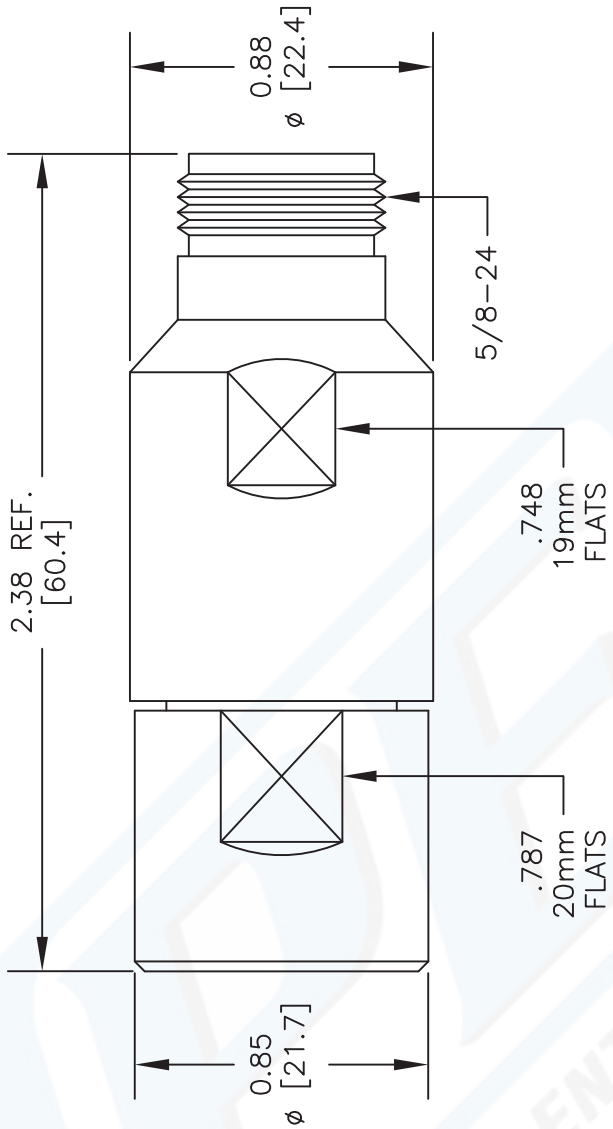
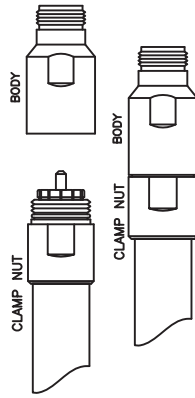
3. FLARE THE OUTER CONDUCTOR, SEPARATING THE OUTER CONDUCTOR FROM THE INSULATOR.



4. SLIDE O-RING OVER THREAD AND SEAT INTO PLACE. GREASE O-RING.



5. HOLD CLAMP NUT STEADY & SCREW BODY TIGHTLY ONTO CABLE.



PASTERNAK ENTERPRISES, INC.  
P.O. BOX 16759, IRVINE, CA 92623  
PHONE (949) 261-1920 FAX (949) 261-7451  
WEB ADDRESS: [www.pasternack.com](http://www.pasternack.com)  
E-MAIL ADDRESS: [sales@pasternack.com](mailto:sales@pasternack.com)  
COAXIAL & FIBER OPTICS

DWG TITLE

PE44565

NOTES:

1. UNLESS OTHERWISE SPECIFIED ALL DIMENSIONS ARE NOMINAL.
2. ALL SPECIFICATIONS ARE SUBJECT TO CHANGE WITHOUT NOTICE AT ANY TIME.
3. DIMENSIONS ARE IN INCHES [mm].
4. FITS MIL-C-17 AND EQUIVALENT CABLES.

REV. B

FSCM NO. 53919

CAD FILE 031912

SCALE N/A

SIZE A

2233





## Low Loss 1/2 Flexible Annular Corrugated Coax Cable with Black PE Jacket

### RF Cables Technical Data Sheet

PE-1/2FAC

#### Configuration

- Low Loss Corrugated Cable
- 1 Shield(s)

#### Features

- Low Passive Intermodulation
- Solid copper outer conductor provides the highest possible RF shielding
- Flexible annularly corrugated copper outer conductor
- enables a small bending radius
- Excellent return loss performance
- Highly Foamed dielectric provides low attenuation

#### Description

Our corrugated cables and Low PIM connector combinations result in cable assemblies with excellent Passive Intermodulation performance. Solid copper outer conductors provide the highest possible RF shielding. This Flexible cable features excellent return loss performance. The highly foamed dielectric and optimized dimensions of these cables result in excellent low attenuation values. The flexible annularly corrugated copper outer conductor allows for a small bending radius.

#### Electrical Specifications

Description	Minimum	Typical	Maximum	Units
Frequency Range	DC		8.8	GHz
Cutoff Frequency		10		GHz
Impedance		50		Ohms
Velocity of Propagation		88		%
Shielding Effectiveness	120			dB
Dielectric Withstanding Voltage (DC)			1,590	Vdc
Jacket Spark			2,000	Vrms
Inner Conductor DC Resistance			0.49	Ohms/1000ft
Outer Conductor DC Resistance			0.73	Ohms/1000ft
Nominal Capacitance		23.2 [76.12]		pF/ft [pF/m]

Click the following link (or enter part number in "SEARCH" on website) to obtain additional part information including price, inventory and certifications: [Low Loss 1/2 Flexible Annular Corrugated Coax Cable with Black PE Jacket PE-1/2FAC](#)



## Low Loss 1/2 Flexible Annular Corrugated Coax Cable with Black PE Jacket

### RF Cables Technical Data Sheet

PE-1/2FAC

#### Performance by Frequency Band

Description	F1	F2	F3	F4	F5	Units
Frequency	0.1	0.45	0.8	1	1.8	GHz
Attenuation, Typ	0.6	1.4	1.9	2.2	3	dB/100ft
	1.97	4.59	6.23	7.22	9.84	dB/100m
Input Power (CW), Max	3,920	1,760	1,280	1,120	810	Watts

Description	F6	F7	F8	F9	F10	Units
Frequency	2.2	2.5	2.7	3		GHz
Attenuation, Typ	3.4	3.7	3.8	4		dB/100ft
	11.15	12.14	12.47	13.12		dB/100m
Input Power (CW), Max	720	660	630	590		Watts

#### Mechanical Specifications

Diameter	0.629 in [15.98 mm]
Weight	0.154 lbs/ft [0.23 Kg/m]
Number of Bends, Min	15
Min. Bend Radius (Installation)	2.75 in [69.85 mm]
Min. Bend Radius (Repeated)	4.72 in [119.89 mm]
Tensile Strength	270 lbs [122.47 Kg]

#### Construction Specifications

Description	Material and Plating	Diameter
Inner Conductor	Copper Clad Aluminum, 1 Strands	0.189 in [4.8 mm]
Conductor Type	Solid	
Dielectric	PE (F)	0.476 in [12.09 mm]
First Shield	Annular Corrugated Copper Tube	
Jacket	PE, Black	0.629 in [15.98 mm]

Click the following link (or enter part number in "SEARCH" on website) to obtain additional part information including price, inventory and certifications: [Low Loss 1/2 Flexible Annular Corrugated Coax Cable with Black PE Jacket PE-1/2FAC](#)



## Low Loss 1/2 Flexible Annular Corrugated Coax Cable with Black PE Jacket

### RF Cables Technical Data Sheet

PE-1/2FAC

#### Environmental Specifications

##### Temperature

Operating Range

-55 to +85 deg C

**Compliance Certifications** (see [product page](#) for current document)

#### Plotted and Other Data

Notes:

Low Loss 1/2 Flexible Annular Corrugated Coax Cable with Black PE Jacket from Pasternack Enterprises has same day shipment for domestic and International orders. Our RF, microwave and millimeter wave products maintain a 99.4% availability and are part of the broadest selection in the industry.

Click the following link (or enter part number in "SEARCH" on website) to obtain additional part information including price, inventory and certifications: [Low Loss 1/2 Flexible Annular Corrugated Coax Cable with Black PE Jacket PE-1/2FAC](#)

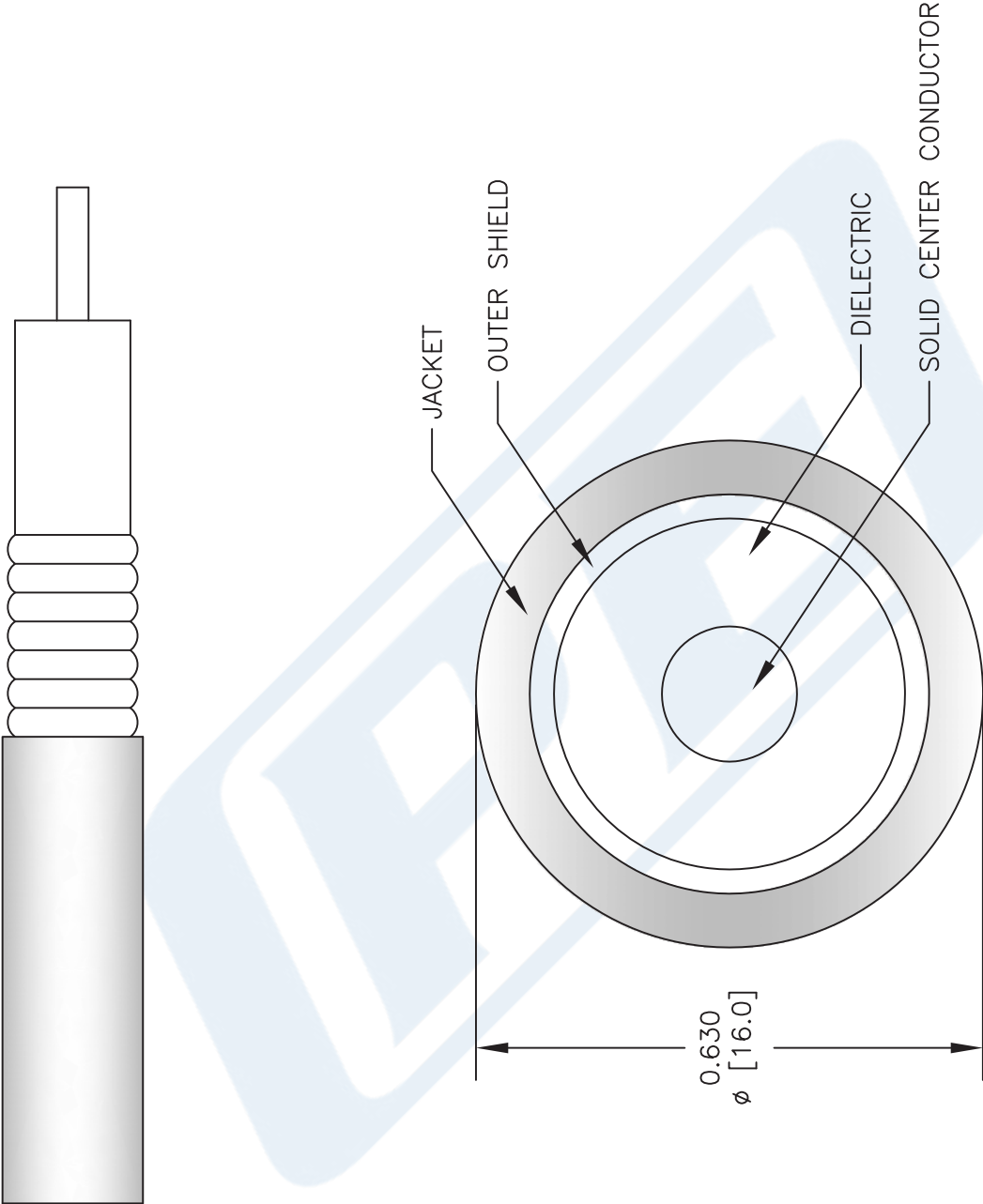
URL: <https://www.pasternack.com/50-ohm-low-loss-corrugated-1-2-flexible-annular-coax-pe-1-2fac-p.aspx>

The information contained in this document is accurate to the best of our knowledge and representative of the part described herein. It may be necessary to make modifications to the part and/or the documentation of the part, in order to implement improvements. Pasternack reserves the right to make such changes as required. Unless otherwise stated, all specifications are nominal. Pasternack does not make any representation or warranty regarding the suitability of the part described herein for any particular purpose, and Pasternack does not assume any liability arising out of the use of any part or documentation.



PE-1/2FAC CAD Drawing

Low Loss 1/2 Flexible Annular Corrugated Coax Cable with Black PE Jacket



NOTES:  
1. UNLESS OTHERWISE SPECIFIED ALL DIMENSIONS ARE NOMINAL.  
2. ALL SPECIFICATIONS ARE SUBJECT TO CHANGE WITHOUT NOTICE AT ANY TIME.  
3. DIMENSIONS ARE IN INCHES [mm].

DWG TITLE  
**PE-1/2FAC**

FSCM NO. 53919

CAD FILE 092112

SCALE N/A

SIZE A

2233

**PE PASTERNAK®**  
Pasternack Enterprises, Inc.  
P.O. Box 16759 | Irvine | CA | 92623  
Phone: (949) 261-1920 | Fax: (949) 261-7451  
Website: [www.pasternack.com](http://www.pasternack.com) | E-Mail: [sales@pasternack.com](mailto:sales@pasternack.com)