



7/16 DIN Male Connector Clamp/Solder Attachment for RG17, RG218, RG219

RF Connectors Technical Data Sheet

PE44277

Configuration

- 7/16 DIN Male Connector
- MIL-C-39012
- 50 Ohms
- Straight Body Geometry
- RG17, RG218, RG219 Interface Type
- Clamp/Solder Attachment
- 1 1/4 inch Hex

Features

- Silver Plated Contact
- Contact plating according to QQ-S-365

Applications

- General Purpose Test
- Custom Cable Assemblies

Description

Pasternack's PE44277 7/16 DIN male connector with clamp/solder attachment for RG17, RG218 and RG219 is part of our full line of RF components available for same-day shipping.

Our 7/16 DIN male connector PE44277 datasheet specifications and drawing with dimensions are shown below in this PDF. Pasternack's broad catalog of RF, microwave and millimeter wave connectors allows designers to configure and customize their signal connections however they like. Whether the need is to provide an I/O for a board design, or simply create a custom cable assembly configuration, Pasternack has the right connector for the job. Pasternack can also expertly build your custom cable assemblies for you and ship same-day.

Mechanical Specifications

Size	
Length	2.675 in [67.95 mm]
Width/Dia.	1.312 in [33.32 mm]
Weight	0.523 lbs [237.23 g]

Material Specifications

Description	Material	Plating
Contact		Silver QQ-S-365
Insulation	PTFE	
Body	Brass	Nickel QQ-N-290
Coupling Nut	Brass	Nickel QQ-N-290

Click the following link (or enter part number in "SEARCH" on website) to obtain additional part information including price, inventory and certifications: [7/16 DIN Male Connector Clamp/Solder Attachment for RG17, RG218, RG219 PE44277](#)



7/16 DIN Male Connector Clamp/Solder
Attachment for RG17, RG218, RG219

RF Connectors Technical Data Sheet

PE44277

Compliance Certifications (see [product page](#) for current document)

Plotted and Other Data

Notes:

7/16 DIN Male Connector Clamp/Solder Attachment for RG17, RG218, RG219 from Pasternack Enterprises has same day shipment for domestic and International orders. Our RF, microwave and millimeter wave products maintain a 99% availability and are part of the broadest selection in the industry.

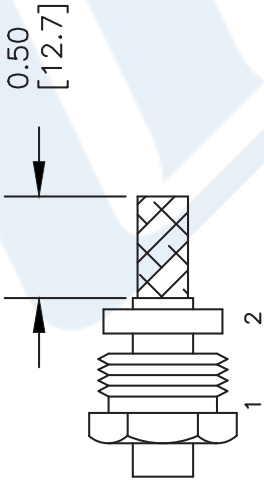
Click the following link (or enter part number in "SEARCH" on website) to obtain additional part information including price, inventory and certifications: [7/16 DIN Male Connector Clamp/Solder Attachment for RG17, RG218, RG219 PE44277](#)

URL: <https://www.pasternack.com/7-16-male-standard-rg218-connector-pe44277-p.aspx>

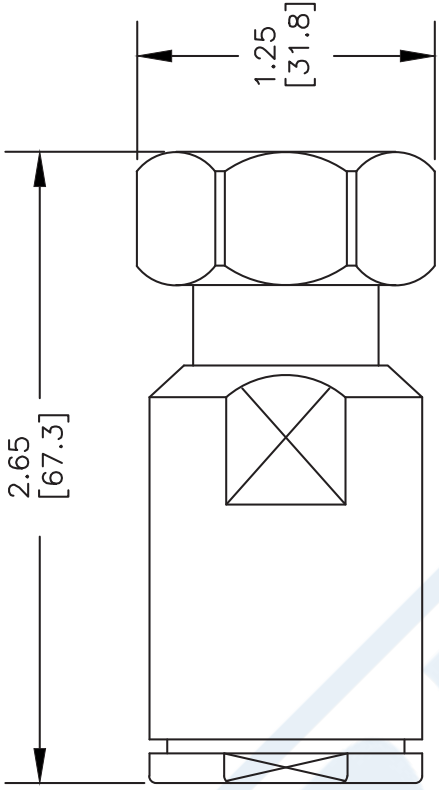
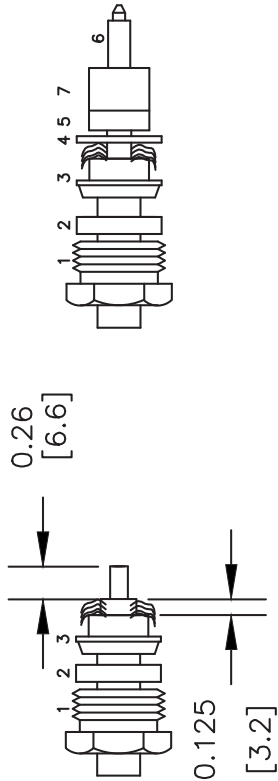
The information contained in this document is accurate to the best of our knowledge and representative of the part described herein. It may be necessary to make modifications to the part and/or the documentation of the part, in order to implement improvements. Pasternack reserves the right to make such changes as required. Unless otherwise stated, all specifications are nominal. Pasternack does not make any representation or warranty regarding the suitability of the part described herein for any particular purpose, and Pasternack does not assume any liability arising out of the use of any part or documentation.

ASSEMBLY PROCEDURES

1. SLIDE CLAMP NUT (1) & GASKET (2) OVER CABLE. STRIP CABLE AS SHOWN. DO NOT NICK BRAID WHILE CUTTING JACKET. COMB OUT BRAID. TAPER END OF BRAID TO PERMIT ASSEMBLY OF THE BRAID CLAMP (3). SLIDE BRAID CLAMP (3) OVER BRAID & AGAINST CABLE



2. FORM BRAID OVER CLAMP NUT (3). CUT DIELECTRIC & CENTER CONDUCTOR TO DIMENSION SHOWN. SLIDE WASHER (4) & REAR INSULATOR (5) OVER. DIELECTRIC. SOLDER CONTACT (6) TO CENTER CONDUCTOR. SLIDE FRONT INSULATOR (7) OVER CONTACT. INSERT CABLE ASSEMBLY INTO BODY & TIGHTEN.



NOTES:
1. UNLESS OTHERWISE SPECIFIED ALL DIMENSIONS ARE NOMINAL.
2. ALL SPECIFICATIONS ARE SUBJECT TO CHANGE WITHOUT NOTICE AT ANY TIME.
3. DIMENSIONS ARE IN INCHES [mm].
4. FITS MIL-C-17 AND EQUIVALENT CABLES.

DWG TITLE
PE44277

FSCM NO. 53919

CAD FILE 070202

SCALE N/A

SIZE A

2233

PE PASTERNAK®

Pasternack Enterprises, Inc.
P.O. Box 16759 | Irvine | CA | 92623
Phone: (949) 261-1920 | Fax: (949) 261-7451
Website: www.pasternack.com | E-Mail: sales@pasternack.com



C Male Connector Clamp/Solder Attachment For RG218

TECHNICAL DATA SHEET

PE4954

C Male Connector Clamp/Solder Attachment For RG218

Configuration

Connector	C Male
Connector Interface Type	RG218
Cable Attachment Method (Shield/Contact)	Clamp/Solder
Body Style	Straight

Electrical Specifications

Impedance, Ohms	50
-----------------	----

Mechanical Specifications

Size

Length, in [mm]	2.3 [58.42]
Width/Dia., in [mm]	1.312 [33.32]
Weight, lbs [g]	0.316 [143.34]

Connector

Type	C Male
Contact Material and Plating	Silver
Coupling Nut Material and Plating	Brass, Nickel
Body Material and Plating	Brass, Nickel
Dielectric Type	PTFE

Compliance Certifications (visit www.Pasternack.com for current document)

Plotted and Other Data

Notes:	Values at 25 °C, sea level
--------	----------------------------

C Male Connector Clamp/Solder Attachment For RG218 from Pasternack Enterprises has same day shipment for domestic and International orders. Our RF, microwave and fiber optic products maintain a 99% availability and are part of the broadest selection in the industry.

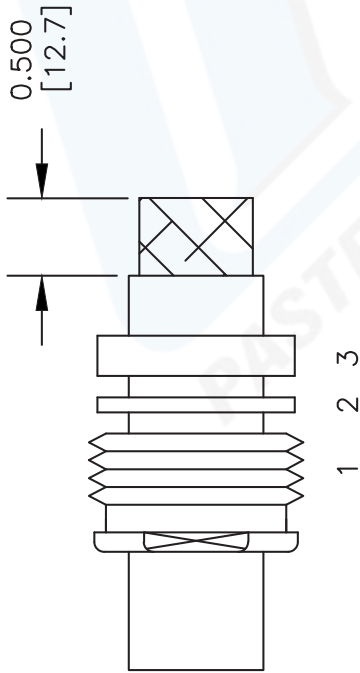
Click the following link (or enter part number in "SEARCH" on website) to obtain additional part information including price, inventory and certifications: [C Male Connector Clamp/Solder Attachment For RG218 PE4954](http://www.pasternack.com/c-male-standard-rg218-connector-pe4954-p.aspx)

URL: <http://www.pasternack.com/c-male-standard-rg218-connector-pe4954-p.aspx>

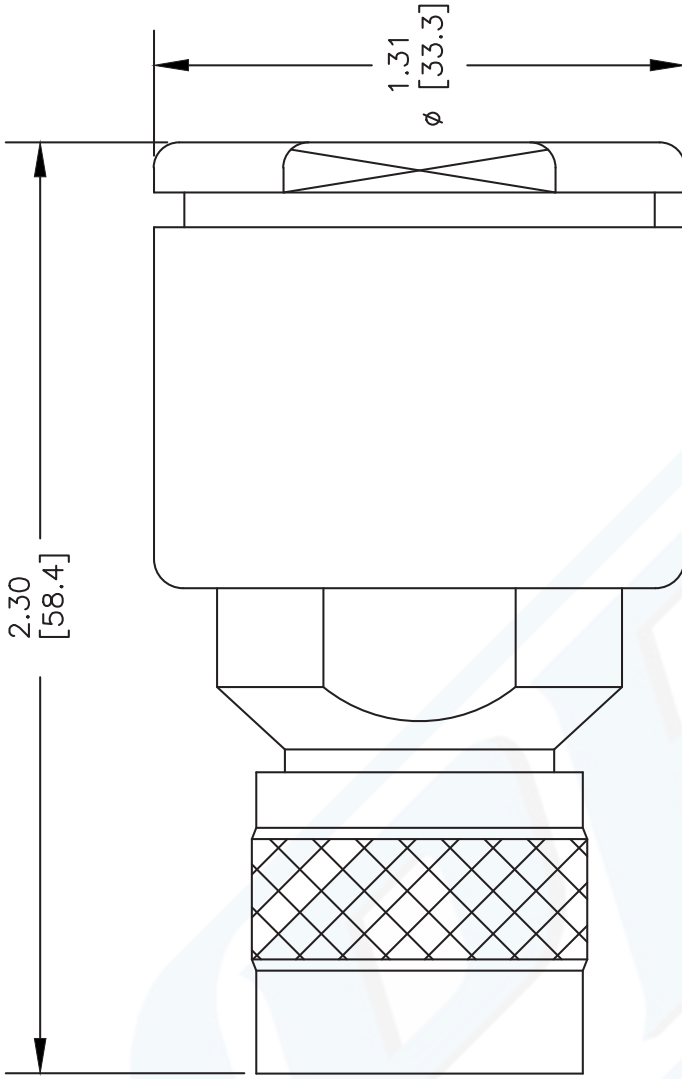
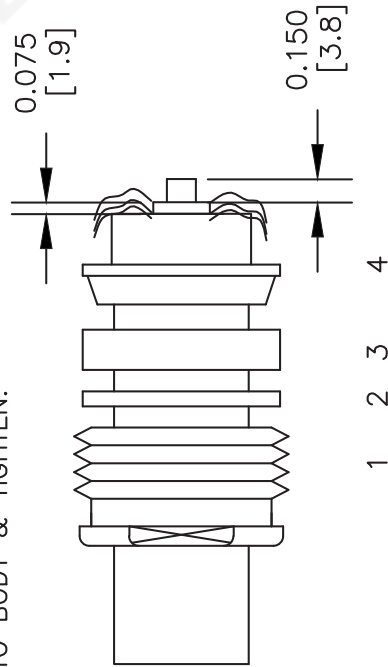
The information contained in this document is accurate to the best of our knowledge and representative of the part described herein. It may be necessary to make modifications to the part and/or the documentation of the part, in order to implement improvements. Pasternack reserves the right to make such changes as required. Unless otherwise stated, all specifications are nominal.

ASSEMBLY PROCEDURES

1. SLIDE CLAMP NUT (1), WASHER (2) & GASKET (3) OVER CABLE. STRIP CABLE AS SHOWN. DO NOT NICK BRAID WHILE CUTTING JACKET. TAPER END OF BRAID TO PERMIT ASSEMBLY OF BRAID CLAMP (4). SLIDE BRAID CLAMP (4) OVER BRAID & SEAT AGAINST CABLE.



2. FORM BRAID OVER CLAMP NUT (4). TRIM BRAID BACK TO SHOULDER. CUT DIELECTRIC & CENTER CONDUCTOR TO DIMENSION SHOWN. DO NOT NICK CENTER CONDUCTOR. SOLDER CONTACT TO CENTER CONDUCTOR. REMOVE EXCESS SOLDER. DO NOT OVER HEAT DIELECTRIC. INSERT CABLE ASSEMBLY INTO BODY & TIGHTEN.



Pasternack Enterprises, Inc.
P.O. Box 16759 | Irvine | CA | 92623
Phone: (949) 261-1920 | Fax: (949) 261-7451
Website: www.pasternack.com | E-Mail: sales@pasternack.com

DWG TITLE

PE4954

FSCM NO. 53919

NOTES:

1. UNLESS OTHERWISE SPECIFIED ALL DIMENSIONS ARE NOMINAL.
2. ALL SPECIFICATIONS ARE SUBJECT TO CHANGE WITHOUT NOTICE AT ANY TIME.
3. DIMENSIONS ARE IN INCHES [mm].
4. FITS MIL-C-17 AND EQUIVALENT CABLES.

CAD FILE

061402

SCALE

SIZE A

127



Flexible RG218 Coax Cable Single Shielded with Black PVC Jacket

TECHNICAL DATA SHEET

RG218/U

Flexible RG218 Coax Cable Single Shielded with Black PVC Jacket

Configuration

Inner Conductor Material and Plating	Copper
Dielectric Type	PE
Shield Materials	Copper Braid
Jacket Material and Color	PVC, Black

Electrical Specifications

Impedance, Ohms	50
Velocity of Propagation, %	66
Maximum Operating Frequency, GHz	5
Capacitance, pF/ft [pF/m]	30.8 [101.05]
Maximum Operating Voltage, Volts	11,000

Electrical Specifications by Frequency

Frequency 1

Frequency, MHz	10
Attenuation, dB/100ft [dB/100m]	0.23 [0.75]
Power Handling, KWatts	18

Frequency 2

Frequency, MHz	100
Attenuation, dB/100ft [dB/100m]	0.81 [2.66]
Power Handling, KWatts	3.2

Frequency 3

Frequency, MHz	1000
Attenuation, dB/100ft [dB/100m]	3.8 [12.47]
Power Handling, Watts	560

Frequency 4

Frequency, GHz	5
Attenuation, dB/100ft [dB/100m]	13.5 [44.29]
Power Handling, Watts	160

Mechanical Specifications

Temperature

Operating Range, deg C	-40 to +80
------------------------	------------

Click the following link (or enter part number in "SEARCH" on website) to obtain additional part information including price, inventory and certifications: [Flexible RG218 Coax Cable Single Shielded with Black PVC Jacket RG218/U](#)

The information contained in this document is accurate to the best of our knowledge and representative of the part described herein. It may be necessary to make modifications to the part and/or the documentation of the part, in order to implement improvements. Pasternack reserves the right to make such changes as required. Unless otherwise stated, all specifications are nominal.



Flexible RG218 Coax Cable Single
Shielded with Black PVC Jacket

TECHNICAL DATA SHEET

RG218/U

Inner Conductor

Number of Strands	1
Material	Copper
Diameter, in [mm]	0.195 [4.95]

Dielectric:

Type	PE
Diameter, in [mm]	0.68 [17.27]

Shield:

Number of	1
Material 1	Copper Braid
Diameter, in [mm]	0.728 [18.49]

Jacket:

Material	PVC
Diameter, in [mm]	0.87 [22.1]
Color	Black

Compliance Certifications (visit www.Pasternack.com for current document)

RoHS Compliant	Yes
----------------	-----

Plotted and Other Data

Notes:	Values at 25 °C, sea level
--------	----------------------------

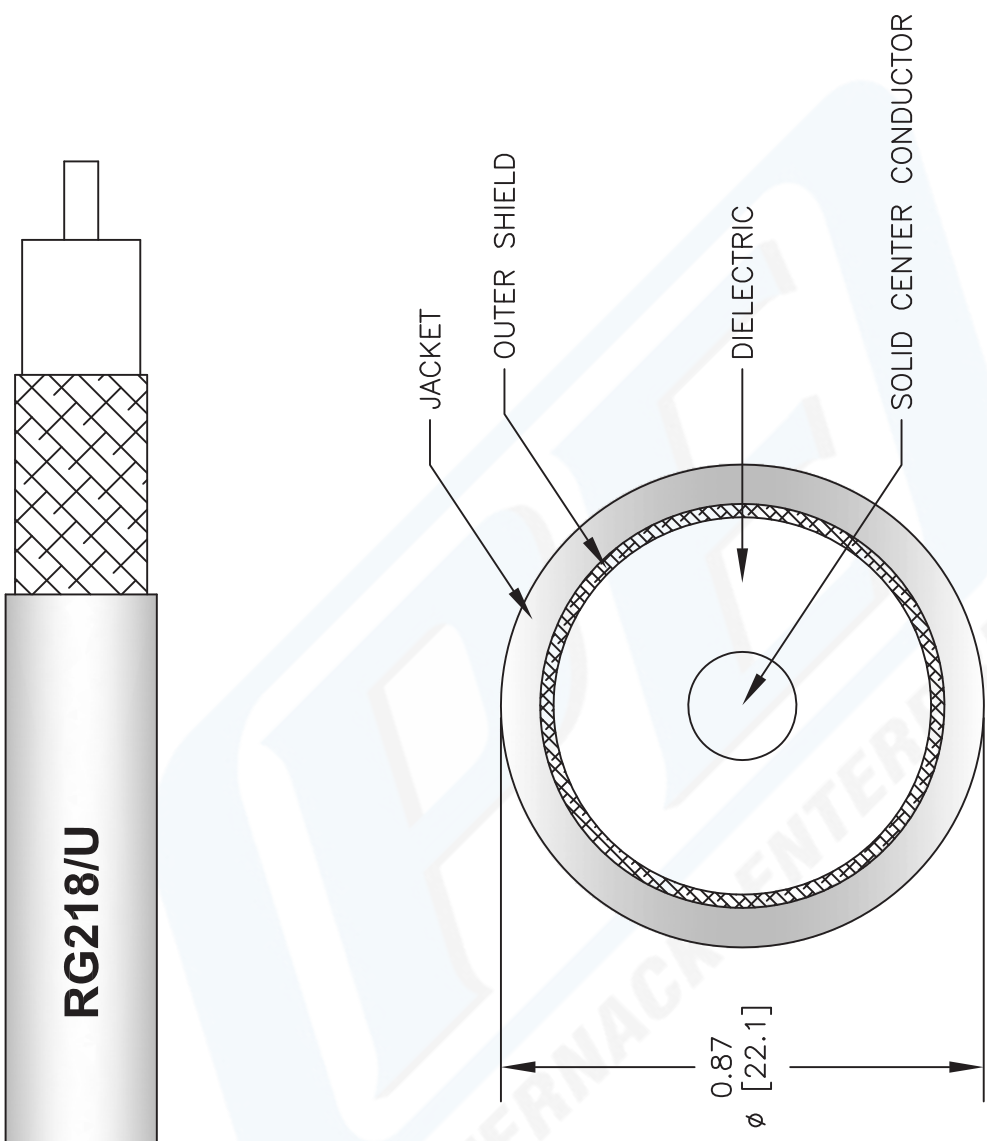
URL: <http://www.pasternack.com/flexible-0.870-rg218-50-ohm-coax-cable-pvc-jacket-rg218-u-p.aspx>

Flexible RG218 Coax Cable Single Shielded with Black PVC Jacket from Pasternack Enterprises has same day shipment for domestic and International orders. Our RF, microwave and fiber optic products maintain a 99% availability and are part of the broadest selection in the industry.

The information contained in this document is accurate to the best of our knowledge and representative of the part described herein. It may be necessary to make modifications to the part and/or the documentation of the part, in order to implement improvements. Pasternack reserves the right to make such changes as required. Unless otherwise stated, all specifications are nominal.

RG218/U CAD Drawing

Flexible RG218 Coax Cable Single Shielded with Black PVC Jacket



NOTES:
1. UNLESS OTHERWISE SPECIFIED ALL DIMENSIONS ARE NOMINAL.
2. ALL SPECIFICATIONS ARE SUBJECT TO CHANGE WITHOUT NOTICE AT ANY TIME.
3. DIMENSIONS ARE IN INCHES [mm].

DWG TITLE
RG218/U

FSCM NO. 53919

2233

PE PASTERNAK®
Pasternack Enterprises, Inc.
P.O. Box 16759 | Irvine | CA | 92623
Phone: (949) 261-1920 | Fax: (949) 261-7451
Website: www.pasternack.com | E-Mail: sales@pasternack.com