



RP SMA Female Connector Crimp/Solder Attachment For RG178, RG196

TECHNICAL DATA SHEET

PE4799

RP SMA Female Connector Crimp/Solder Attachment For RG178, RG196

Configuration

| | |
|--|-----------------------------|
| Connector | SMA Female Reverse Polarity |
| Connector Specification | MIL-C-39012 |
| Connector Interface Type | RG178, RG196 |
| Cable Attachment Method (Shield/Contact) | Crimp/Solder |
| Body Style | Straight |

Electrical Specifications

| | |
|-----------------|----|
| Impedance, Ohms | 50 |
|-----------------|----|

Mechanical Specifications

Temperature

| | |
|------------------------|-------------|
| Operating Range, deg C | -65 to +165 |
|------------------------|-------------|

Size

| | |
|---------------------|---------------|
| Length, in [mm] | 1.078 [27.38] |
| Width/Dia., in [mm] | 0.312 [7.92] |
| Weight, lbs [g] | 0.013 [5.9] |

Connector

| | |
|-------------------------------|-----------------------------|
| Type | SMA Female Reverse Polarity |
| Contact Material and Plating | Gold |
| Contact Plating Specification | MIL-G-45204 |
| Body Material and Plating | Brass, Nickel |
| Dielectric Type | Teflon |

Compliance Certifications (visit www.Pasternack.com for current document)

| | |
|----------------|-----|
| RoHS Compliant | Yes |
|----------------|-----|

Plotted and Other Data

| | |
|--------|----------------------------|
| Notes: | Values at 25 °C, sea level |
|--------|----------------------------|

RP SMA Female Connector Crimp/Solder Attachment For RG178, RG196 from Pasternack Enterprises has same day shipment for domestic and International orders. Our RF, microwave and fiber optic products maintain a 99% availability and are part of the broadest selection in the industry.

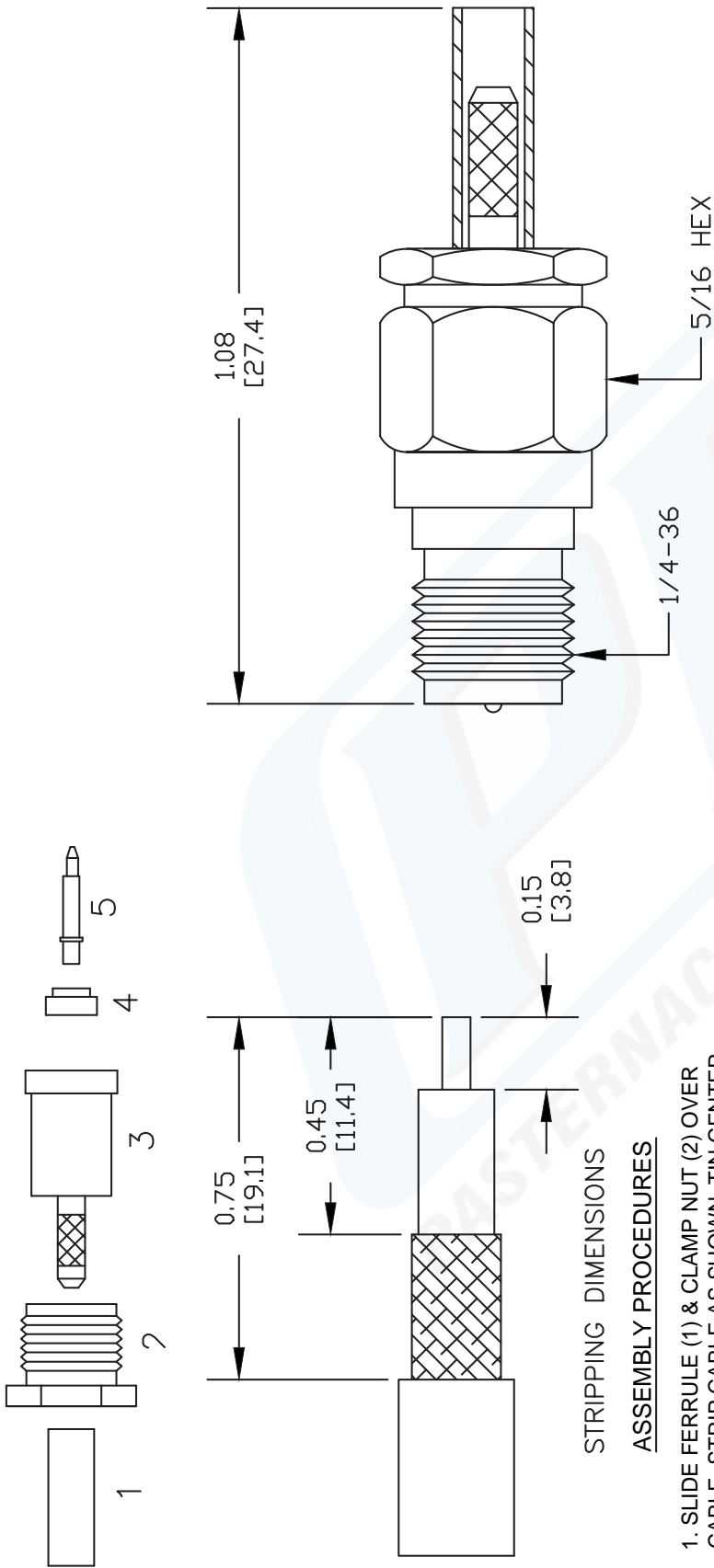
Click the following link (or enter part number in "SEARCH" on website) to obtain additional part information including price, inventory and certifications: [RP SMA Female Connector Crimp/Solder Attachment For RG178, RG196 PE4799](http://www.pasternack.com/sma-female-reverse-polarity-rg178-rg196-connector-pe4799-p.aspx)

URL: <http://www.pasternack.com/sma-female-reverse-polarity-rg178-rg196-connector-pe4799-p.aspx>

The information contained in this document is accurate to the best of our knowledge and representative of the part described herein. It may be necessary to make modifications to the part and/or the documentation of the part, in order to implement improvements. Pasternack reserves the right to make such changes as required. Unless otherwise stated, all specifications are nominal.

PE4799 CAD Drawing

RP SMA Female Connector Crimp/Solder Attachment For RG178, RG196



CRIMP SIZE REQUIRED

FERRULE: .100" HEX CRIMP TOOL



Pasternack Enterprises, Inc.
P.O. Box 16759 | Irvine | CA | 92623
Phone: (949) 261-1920 | Fax: (949) 261-7451
Website: www.pasternack.com | E-Mail: sales@pasternack.com

DWG TITLE

PE4799

FSCM NO. 53919

XXXX

SIZE A

SCALE N/A

CAD FILE XXXXXX

NOTES:
1. UNLESS OTHERWISE SPECIFIED ALL DIMENSIONS ARE NOMINAL.
2. ALL SPECIFICATIONS ARE SUBJECT TO CHANGE WITHOUT NOTICE AT ANY TIME.
3. DIMENSIONS ARE IN INCHES [mm].
4. FITS MIL-C-17 AND EQUIVALENT CABLES.



RP SMA Female Connector Crimp/Solder Attachment For RG178, RG196

TECHNICAL DATA SHEET

PE4799

RP SMA Female Connector Crimp/Solder Attachment For RG178, RG196

Configuration

| | |
|--|-----------------------------|
| Connector | SMA Female Reverse Polarity |
| Connector Specification | MIL-C-39012 |
| Connector Interface Type | RG178, RG196 |
| Cable Attachment Method (Shield/Contact) | Crimp/Solder |
| Body Style | Straight |

Electrical Specifications

| | |
|-----------------|----|
| Impedance, Ohms | 50 |
|-----------------|----|

Mechanical Specifications

Temperature

| | |
|------------------------|-------------|
| Operating Range, deg C | -65 to +165 |
|------------------------|-------------|

Size

| | |
|---------------------|---------------|
| Length, in [mm] | 1.078 [27.38] |
| Width/Dia., in [mm] | 0.312 [7.92] |
| Weight, lbs [g] | 0.013 [5.9] |

Connector

| | |
|-------------------------------|-----------------------------|
| Type | SMA Female Reverse Polarity |
| Contact Material and Plating | Gold |
| Contact Plating Specification | MIL-G-45204 |
| Body Material and Plating | Brass, Nickel |
| Dielectric Type | Teflon |

Compliance Certifications (visit www.Pasternack.com for current document)

| | |
|----------------|-----|
| RoHS Compliant | Yes |
|----------------|-----|

Plotted and Other Data

| | |
|--------|----------------------------|
| Notes: | Values at 25 °C, sea level |
|--------|----------------------------|

RP SMA Female Connector Crimp/Solder Attachment For RG178, RG196 from Pasternack Enterprises has same day shipment for domestic and International orders. Our RF, microwave and fiber optic products maintain a 99% availability and are part of the broadest selection in the industry.

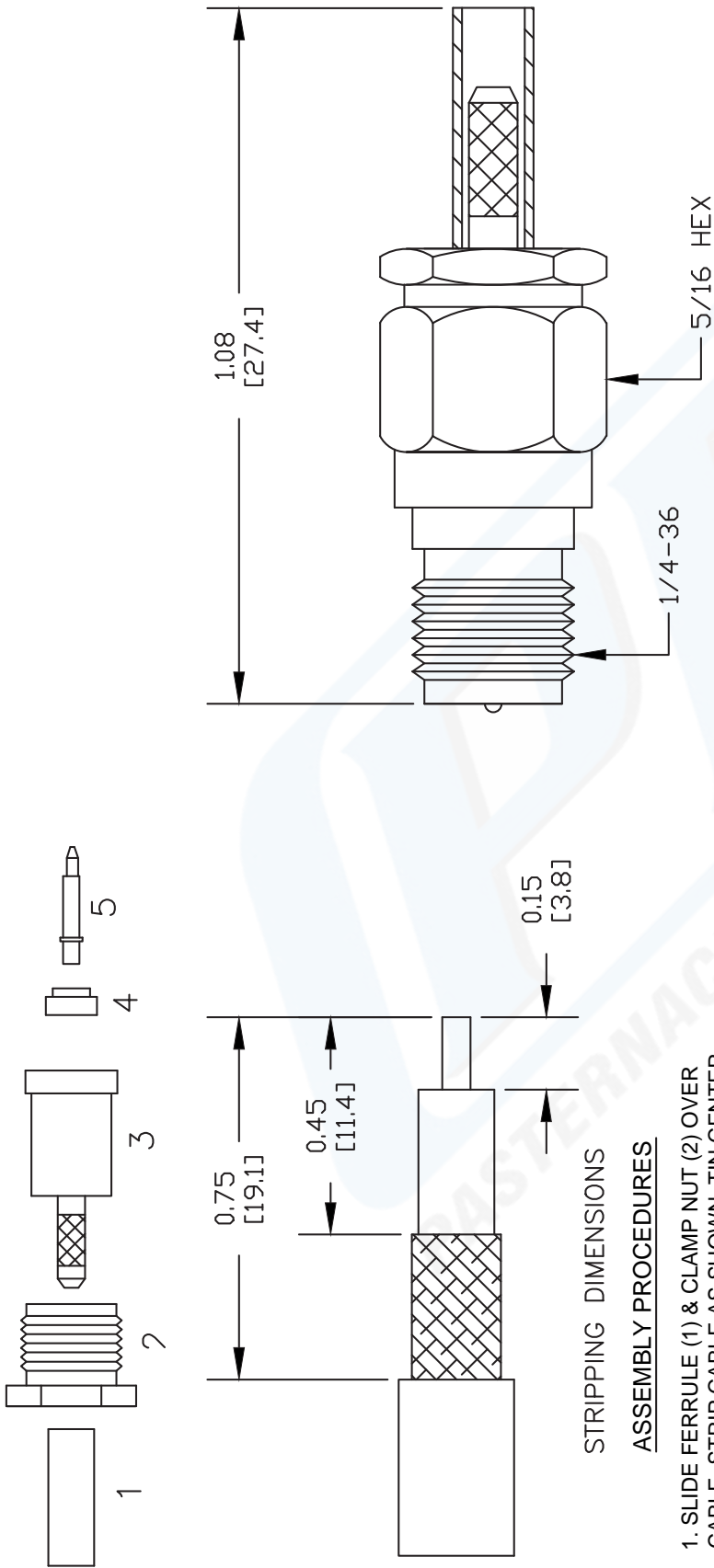
Click the following link (or enter part number in "SEARCH" on website) to obtain additional part information including price, inventory and certifications: [RP SMA Female Connector Crimp/Solder Attachment For RG178, RG196 PE4799](http://www.pasternack.com/sma-female-reverse-polarity-rg178-rg196-connector-pe4799-p.aspx)

URL: <http://www.pasternack.com/sma-female-reverse-polarity-rg178-rg196-connector-pe4799-p.aspx>

The information contained in this document is accurate to the best of our knowledge and representative of the part described herein. It may be necessary to make modifications to the part and/or the documentation of the part, in order to implement improvements. Pasternack reserves the right to make such changes as required. Unless otherwise stated, all specifications are nominal.

PE4799 CAD Drawing

RP SMA Female Connector Crimp/Solder Attachment For RG178, RG196



NOTES:
1. UNLESS OTHERWISE SPECIFIED ALL DIMENSIONS ARE NOMINAL.
2. ALL SPECIFICATIONS ARE SUBJECT TO CHANGE WITHOUT NOTICE AT ANY TIME.
3. DIMENSIONS ARE IN INCHES [mm].
4. FITS MIL-C-17 AND EQUIVALENT CABLES.

DWG TITLE
PE4799

FSCM NO. 53919

XXXX

SIZE A

SCALE N/A

CAD FILE XXXXXX

PE PASTERNAK®
Pasternack Enterprises, Inc.
P.O. Box 16759 | Irvine | CA | 92623
Phone: (949) 261-1920 | Fax: (949) 261-7451
Website: www.pasternack.com | E-Mail: sales@pasternack.com

Flexible RG178 Coax Cable Single Shielded with Tan FEP Jacket

RF Cables Technical Data Sheet

RG178B/U

Configuration

- Flexible Cable
- 1 Shield(s)

Electrical Specifications

| Description | Minimum | Typical | Maximum | Units |
|-------------------------|---------|--------------|---------|--------------|
| Frequency Range | DC | | 3 | GHz |
| Impedance | | 50 | | Ohms |
| Velocity of Propagation | | 70 | | % |
| Operating Voltage (AC) | | | 1,000 | Vrms |
| Nominal Capacitance | | 29.4 [96.46] | | pF/ft [pF/m] |

Performance by Frequency Band

| Description | F1 | F2 | F3 | F4 | F5 | Units |
|------------------|-------|-------|-------|--------|----|----------|
| Frequency | 0.1 | 0.4 | 1 | 3 | | GHz |
| Attenuation, Typ | 13.81 | 27.8 | 44.41 | 78.4 | | dB/100ft |
| | 45.31 | 91.21 | 145.7 | 257.22 | | dB/100m |

Mechanical Specifications

| | |
|-----------------------------|--------------------------|
| Diameter | 0.072 in [1.83 mm] |
| Weight | 0.005 lbs/ft [0.01 Kg/m] |
| Min. Bend Radius (Repeated) | 0.4 in [10.16 mm] |

Construction Specifications

| Description | Material and Plating | Diameter |
|-----------------|--------------------------------------|--------------------|
| Inner Conductor | Copper Clad Steel, Silver, 7 Strands | 0.012 in [0.3 mm] |
| Conductor Type | Stranded | |
| Dielectric | PTFE | 0.034 in [0.86 mm] |
| First Shield | Silver Plated Copper Braid | 0.051 in [1.3 mm] |

Click the following link (or enter part number in "SEARCH" on website) to obtain additional part information including price, inventory and certifications: [Flexible RG178 Coax Cable Single Shielded with Tan FEP Jacket RG178B/U](#)

Flexible RG178 Coax Cable Single Shielded with Tan FEP Jacket

RF Cables Technical Data Sheet

RG178B/U

| | | |
|--------|----------|--------------------|
| Jacket | FEP, Tan | 0.072 in [1.83 mm] |
|--------|----------|--------------------|

Environmental Specifications**Temperature**

Operating Range

-55 to +200 deg C

Compliance Certifications (see [product page](#) for current document)**Plotted and Other Data**

Notes:

Flexible RG178 Coax Cable Single Shielded with Tan FEP Jacket from Pasternack Enterprises has same day shipment for domestic and International orders. Our RF, microwave and millimeter wave products maintain a 99.4% availability and are part of the broadest selection in the industry.

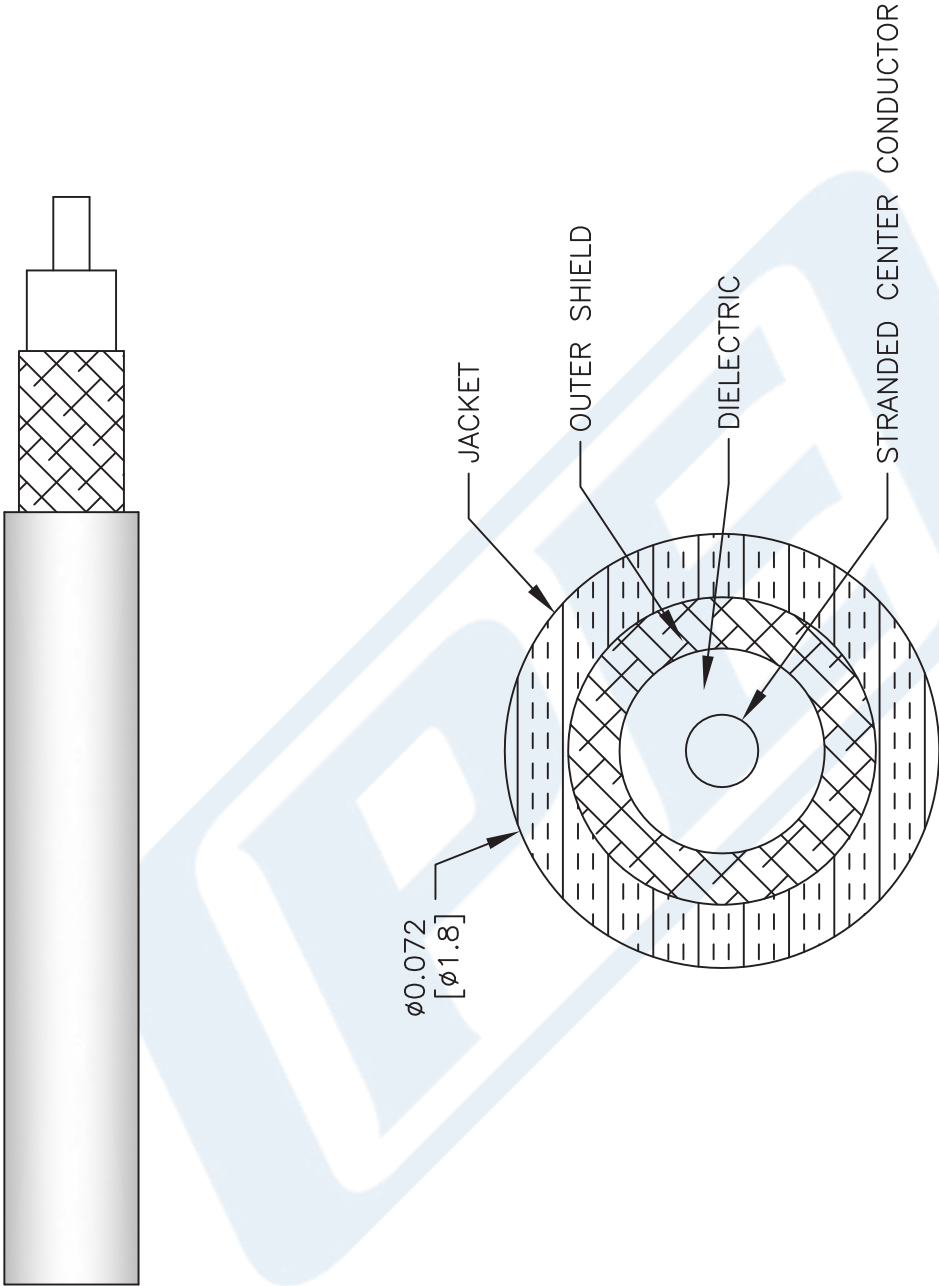
Click the following link (or enter part number in "SEARCH" on website) to obtain additional part information including price, inventory and certifications: [Flexible RG178 Coax Cable Single Shielded with Tan FEP Jacket RG178B/U](#)

URL: <https://www.pasternack.com/flexible-0.075-rg178-50-ohm-coax-cable-fep-jacket-rg178b-u-p.aspx>

The information contained in this document is accurate to the best of our knowledge and representative of the part described herein. It may be necessary to make modifications to the part and/or the documentation of the part, in order to implement improvements. Pasternack reserves the right to make such changes as required. Unless otherwise stated, all specifications are nominal. Pasternack does not make any representation or warranty regarding the suitability of the part described herein for any particular purpose, and Pasternack does not assume any liability arising out of the use of any part or documentation.

RG178B/U CAD Drawing

Flexible RG178 Coax Cable Single Shielded with Tan FEP Jacket



NOTES:
 1. UNLESS OTHERWISE SPECIFIED ALL DIMENSIONS ARE NOMINAL.
 2. ALL SPECIFICATIONS ARE SUBJECT TO CHANGE WITHOUT NOTICE AT ANY TIME.
 3. DIMENSIONS ARE IN INCHES [mm].

DWG TITLE
RG178B/U

CAGE CODE 53919

CAD FILE 062117

SCALE N/A

SIZE A

2233

PE PASTERNAK®
 THE ENGINEER'S RF SOURCE
 Pasternack Enterprises, Inc.
 P.O. Box 16759 | Irvine | CA | 92623
 Phone: (949) 261-1920 | Fax: (949) 261-7451
 Website: www.pasternack.com | E-Mail: sales@pasternack.com