



## SMA Male Connector Crimp/Solder Attachment for RG174, RG316, RG188 Gold Plated

### RF Connectors Technical Data Sheet

PE45145

#### Configuration

- SMA Male Connector
- 50 Ohms
- Straight Body Geometry
- RG174, RG316, RG188 Interface Type
- Crimp/Solder Attachment
- 5/16 in Hex

#### Electrical Specifications

| Description     | Minimum | Typical | Maximum | Units |
|-----------------|---------|---------|---------|-------|
| Frequency Range | DC      |         | 12.4    | GHz   |

#### Mechanical Specifications

|               |                     |
|---------------|---------------------|
| Size          |                     |
| Length        | 0.654 in [16.61 mm] |
| Weight        | 0.01 lbs [4.54 g]   |
| Mating Torque | 5 in-lbs [0.57 Nm]  |

#### Material Specifications

| Description  | Material | Plating |
|--------------|----------|---------|
| Contact      | Brass    | Gold    |
| Insulation   | PTFE     |         |
| Body         | Brass    | Gold    |
| Coupling Nut | Brass    | Gold    |

Click the following link (or enter part number in "SEARCH" on website) to obtain additional part information including price, inventory and certifications: [SMA Male Connector Crimp/Solder Attachment for RG174, RG316, RG188 Gold Plated PE45145](#)



## SMA Male Connector Crimp/Solder Attachment for RG174, RG316, RG188 Gold Plated

### RF Connectors Technical Data Sheet

PE45145

**Compliance Certifications** (see [product page](#) for current document)

#### Plotted and Other Data

Notes:

SMA Male Connector Crimp/Solder Attachment for RG174, RG316, RG188 Gold Plated from Pasternack Enterprises has same day shipment for domestic and International orders. Our RF, microwave and millimeter wave products maintain a 99% availability and are part of the broadest selection in the industry.

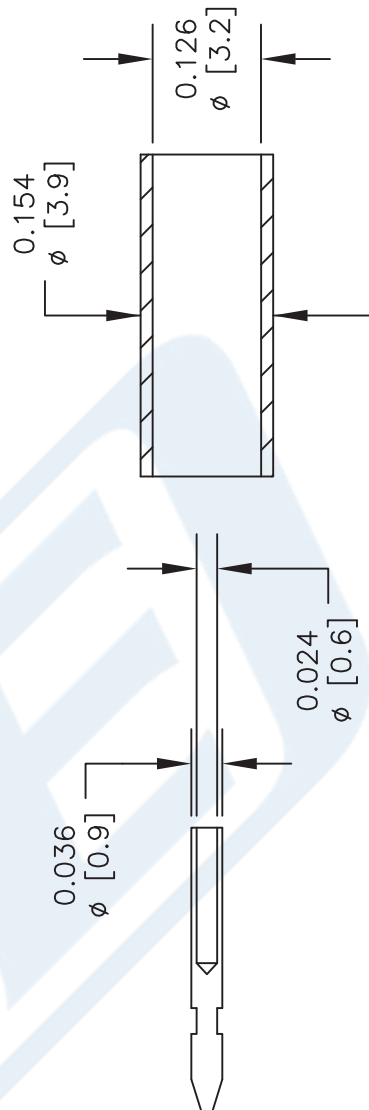
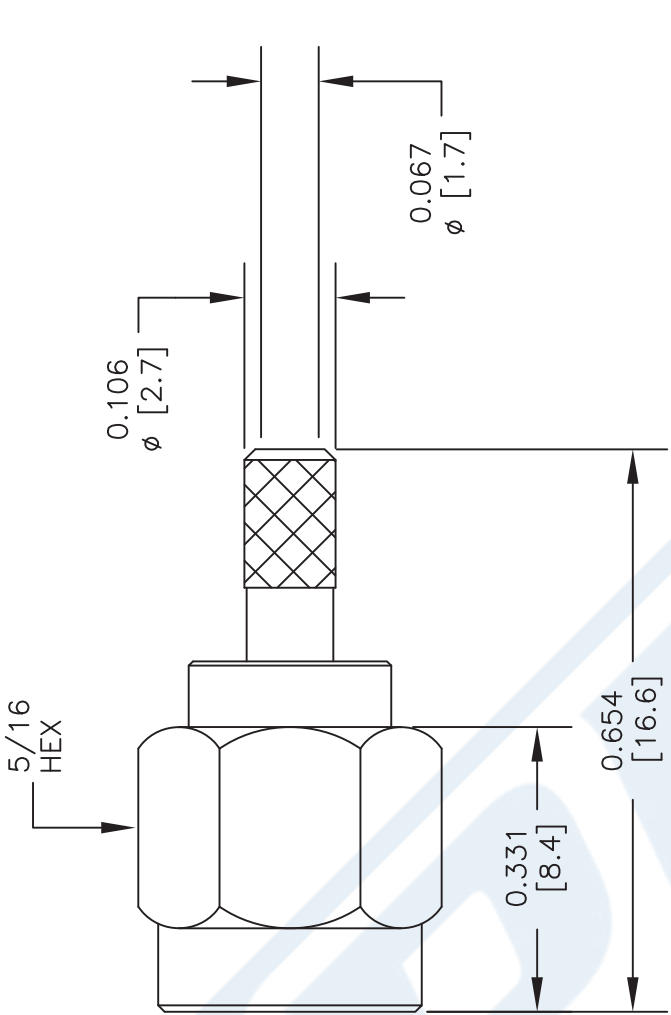
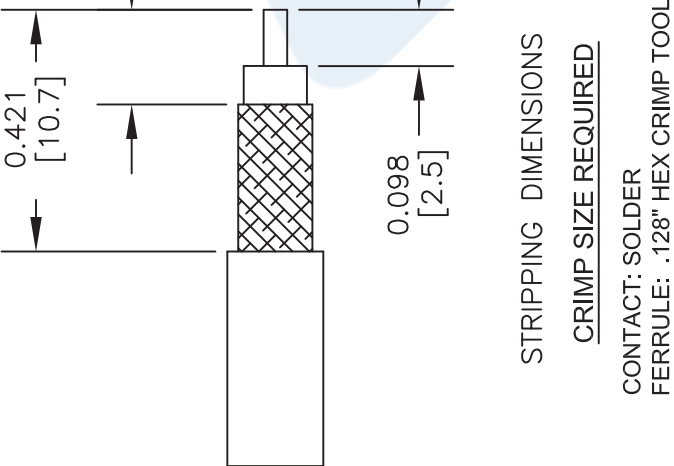
Click the following link (or enter part number in "SEARCH" on website) to obtain additional part information including price, inventory and certifications: [SMA Male Connector Crimp/Solder Attachment for RG174, RG316, RG188 Gold Plated PE45145](#)

URL: <https://www.pasternack.com/sma-male-rg174-rg316-rg188-connector-pe45145-p.aspx>

The information contained in this document is accurate to the best of our knowledge and representative of the part described herein. It may be necessary to make modifications to the part and/or the documentation of the part, in order to implement improvements. Pasternack reserves the right to make such changes as required. Unless otherwise stated, all specifications are nominal. Pasternack does not make any representation or warranty regarding the suitability of the part described herein for any particular purpose, and Pasternack does not assume any liability arising out of the use of any part or documentation.

# PE45145 CAD Drawing

SMA Male Connector Crimp/Solder Attachment for RG174, RG316, RG188 Gold Plated



CONTACT

FERRULE

DWG TITLE

PE45145

- NOTES:
1. UNLESS OTHERWISE SPECIFIED ALL DIMENSIONS ARE NOMINAL.
  2. ALL SPECIFICATIONS ARE SUBJECT TO CHANGE WITHOUT NOTICE AT ANY TIME.
  3. DIMENSIONS ARE IN INCHES [mm].
  4. FITS MIL-C-17 AND EQUIVALENT CABLES.

**PE PASTERNAK®**  
THE ENGINEER'S RF SOURCE  
Pasternack Enterprises, Inc.  
P.O. Box 16759 | Irvine | CA | 92623  
Phone: (949) 261-1920 | Fax: (949) 261-7451  
Website: www.pasternack.com | E-Mail: sales@pasternack.com

FSCM NO. 53919

CAD FILE 012815

SCALE N/A

SIZE A

150



## BNC Female Bulkhead Mount Connector Crimp/Solder Attachment for RG174, RG316, RG188, LMR-100, PE-B100, PE-C100, .100 inch, .480 inch D Hole

### RF Connectors Technical Data Sheet

PE4106

#### Configuration

- BNC Female Connector
- 50 Ohms
- Straight Body Geometry
- Connector Interface Types: RG174, RG316, RG188, LMR-100, PE-B100, PE-C100, .100 inch
- Bulkhead

#### Features

- Max. Operating Frequency 1 GHz
- Good VSWR of 1.6:1
- Gold Plated Brass Contact
- 30 µin minimum contact plating

#### Applications

- General Purpose Test
- Rack and Panel Mount Applications
- Custom Cable Assemblies

#### Description

Pasternack's PE4106 BNC female bulkhead connector with crimp/solder attachment for RG174, RG316, RG188, LMR-100, PE-B100, PE-C100 and .100 inch (.480 inch D hole) is part of our full line of RF components available for same-day shipping. Our BNC female connector operates up to a maximum frequency of 1 GHz and offers good VSWR of 1.6:1. This BNC bulkhead connector allows designers to create external connections on their product enclosures, and can be used in a variety of other rack mount and panel mount applications.

Our BNC female bulkhead connector PE4106 datasheet specifications and drawing with dimensions are shown below in this PDF. Pasternack's broad catalog of RF, microwave and millimeter wave connectors allows designers to configure and customize their signal connections however they like. Whether the need is to provide an I/O for a board design, or simply create a custom cable assembly configuration, Pasternack has the right connector for the job. Pasternack can also expertly build your custom cable assemblies for you and ship same-day.

#### Electrical Specifications

| Description                          | Minimum | Typical | Maximum | Units |
|--------------------------------------|---------|---------|---------|-------|
| Frequency Range                      | DC      |         | 1,000   | MHz   |
| VSWR                                 |         |         | 1.6:1   |       |
| Operating Voltage (AC)               |         |         | 500     | Vrms  |
| Dielectric Withstanding Voltage (AC) |         |         | 1,500   | Vrms  |

#### Mechanical Specifications

|             |                     |
|-------------|---------------------|
| <b>Size</b> |                     |
| Length      | 1.42 in [36.07 mm]  |
| Width/Dia.  | 0.689 in [17.50 mm] |
| Weight      | 0.045 lbs [20.41 g] |

Click the following link (or enter part number in "SEARCH" on website) to obtain additional part information including price, inventory and certifications: [BNC Female Bulkhead Mount Connector Crimp/Solder Attachment for RG174, RG316, RG188, LMR-100, PE-B100, PE-C100, .100 inch, .480 inch D Hole PE4106](#)



# BNC Female Bulkhead Mount Connector Crimp/Solder Attachment for RG174, RG316, RG188, LMR-100, PE-B100, PE-C100, .100 inch, .480 inch D Hole

## RF Connectors Technical Data Sheet

PE4106

### Material Specifications

| Description  | Material | Plating                   |
|--------------|----------|---------------------------|
| Contact      | Brass    | Gold<br>30 µin minimum    |
| Insulation   | PTFE     |                           |
| Body         | Brass    | Nickel<br>100 µin minimum |
| Crimp Sleeve | Brass    | Nickel                    |
| Washer       | Steel    | Nickel                    |

### Environmental Specifications

#### Temperature

Operating Range

-65 to +165 deg C

**Compliance Certifications** (see [product page](#) for current document)

### Plotted and Other Data

Notes:

BNC Female Bulkhead Mount Connector Crimp/Solder Attachment for RG174, RG316, RG188, LMR-100, PE-B100, PE-C100, .100 inch, .480 inch D Hole from Pasternack Enterprises has same day shipment for domestic and International orders. Our RF, microwave and millimeter wave products maintain a 99.4% availability and are part of the broadest selection in the industry.

Click the following link (or enter part number in "SEARCH" on website) to obtain additional part information including price, inventory and certifications: [BNC Female Bulkhead Mount Connector Crimp/Solder Attachment for RG174, RG316, RG188, LMR-100, PE-B100, PE-C100, .100 inch, .480 inch D Hole PE4106](#)

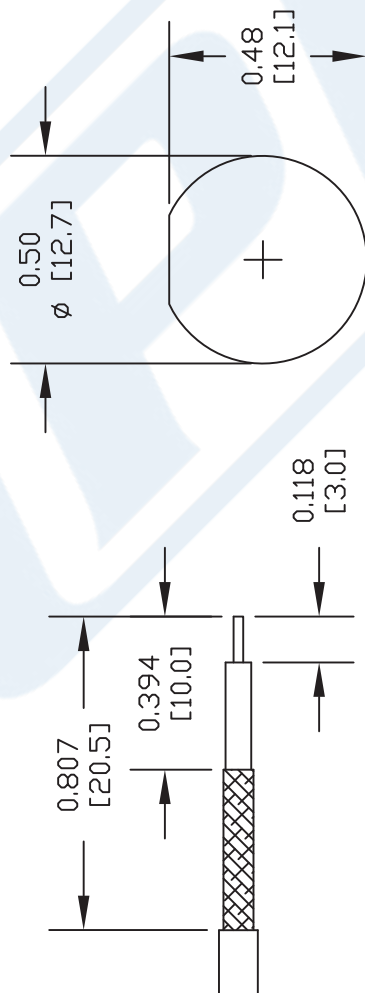
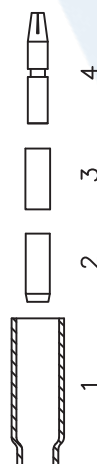
URL: <https://www.pasternack.com/bnc-female-standard-rg174-rg316-rg188-connector-pe4106-p.aspx>

The information contained in this document is accurate to the best of our knowledge and representative of the part described herein. It may be necessary to make modifications to the part and/or the documentation of the part, in order to implement improvements. Pasternack reserves the right to make such changes as required. Unless otherwise stated, all specifications are nominal. Pasternack does not make any representation or warranty regarding the suitability of the part described herein for any particular purpose, and Pasternack does not assume any liability arising out of the use of any part or documentation.

BNC Female Bulkhead Mount Connector Crimp/Solder Attachment for RG174, RG316, RG188, LMR-100, PE-B100, PE-C100, .100 inch, .480 inch D Hole

## ASSEMBLY PROCEDURES

1. STRIP CABLE AS SHOWN & SLIDE FERRULE (1) ONTO CABLE.
2. FLARE END OF CABLE BRAID & SLIDE METAL SPACER (2) & PTFE (3) SPACER OVER CABLE DIELECTRIC.

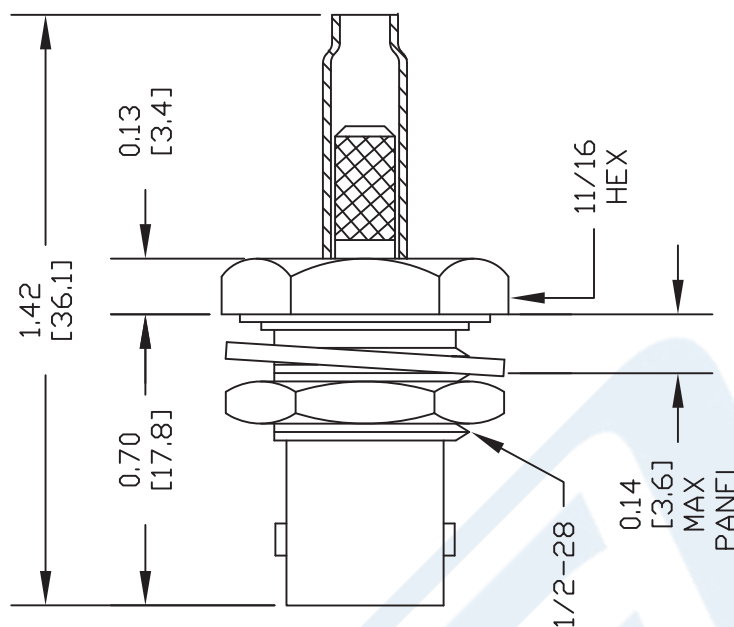


## STRIPPING DIMENSIONS

3. THE CONTACT (4) SHOULD BUTT AGAINST THE DIELECTRIC & PTFE SPACER. CRIMP CONTACT TO CABLE CENTER CONDUCTOR.
4. INSTALL CABLE ASSEMBLY INTO BODY SO THAT THE INNER FERRULE PORTION OF BODY SLIDES UNDER BRAID. PUSH CABLE ASSEMBLY FORWARD UNTIL CONTACT SNAPS INTO PLACE. SLIDE FERRULE OVER BRAID AND UP AGAINST CONNECTOR BODY & CRIMP.

## CRIMP SIZES REQUIRED

CONTACT: .068" HEX CRIMP TOOL  
FERRULE: .178" HEX CRIMP TOOL



## MOUNTING HOLE



Pasternack Enterprises, Inc.  
P.O. Box 16759 | Irvine | CA | 92623

Phone: (949) 261-1920 | Fax: (949) 261-7451  
Website: [www.pasternack.com](http://www.pasternack.com) | E-Mail: [sales@pasternack.com](mailto:sales@pasternack.com)

DWG TITLE

**PE4106**

NOTES:  
1. UNLESS OTHERWISE SPECIFIED ALL DIMENSIONS ARE NOMINAL.  
2. ALL SPECIFICATIONS ARE SUBJECT TO CHANGE WITHOUT NOTICE AT ANY TIME.  
3. DIMENSIONS ARE IN INCHES [mm].  
4. FITS MIL-C-17 AND EQUIVALENT CABLES.

REV. B

FSCM NO. 53919

CAD FILE 072712

SCALE N/A

SIZE A

2231

Flexible RG188 Coax Cable Single  
Shielded with White PTFE Jacket

RF Cables  
Technical Data Sheet

RG188A/U

**Configuration**

- Flexible Cable
- 1 Shield(s)

**Electrical Specifications**

| Description                          | Minimum | Typical | Maximum | Units |
|--------------------------------------|---------|---------|---------|-------|
| Frequency Range                      | DC      |         | 3       | GHz   |
| Impedance                            |         | 50      |         | Ohms  |
| Dielectric Withstanding Voltage (AC) |         |         | 2,000   | Vrms  |

**Performance by Frequency Band**

| Description      | F1    | F2 | F3 | F4 | F5 | Units    |
|------------------|-------|----|----|----|----|----------|
| Frequency        | 400   |    |    |    |    | MHz      |
| Attenuation, Typ | 20    |    |    |    |    | dB/100ft |
|                  | 65.62 |    |    |    |    | dB/100m  |

**Mechanical Specifications**

|          |                          |
|----------|--------------------------|
| Diameter | 0.11 in [2.79 mm]        |
| Weight   | 0.011 lbs/ft [0.02 Kg/m] |

**Construction Specifications**

| Description     | Material and Plating                         | Diameter           |
|-----------------|----------------------------------------------|--------------------|
| Inner Conductor | Copper Clad Steel, Silver, 7 Strands         | 0.02 in [0.51 mm]  |
| Conductor Type  | Stranded                                     |                    |
| Dielectric      | PTFE                                         | 0.06 in [1.52 mm]  |
| First Shield    | Silver Plated Copper Braid<br>95.2% coverage | 0.081 in [2.06 mm] |

Click the following link (or enter part number in "SEARCH" on website) to obtain additional part information including price, inventory and certifications: [Flexible RG188 Coax Cable Single Shielded with White PTFE Jacket RG188A/U](#)



## Flexible RG188 Coax Cable Single Shielded with White PTFE Jacket

### RF Cables Technical Data Sheet

**RG188A/U**

|        |             |                   |
|--------|-------------|-------------------|
| Jacket | PTFE, White | 0.11 in [2.79 mm] |
|--------|-------------|-------------------|

#### Environmental Specifications

##### Temperature

Operating Range -55 to +250 deg C

**Compliance Certifications** (see [product page](#) for current document)

#### Plotted and Other Data

Notes:

Flexible RG188 Coax Cable Single Shielded with White PTFE Jacket from Pasternack Enterprises has same day shipment for domestic and International orders. Our RF, microwave and millimeter wave products maintain a 99.4% availability and are part of the broadest selection in the industry.

Click the following link (or enter part number in "SEARCH" on website) to obtain additional part information including price, inventory and certifications: [Flexible RG188 Coax Cable Single Shielded with White PTFE Jacket RG188A/U](#)

URL: <https://www.pasternack.com/50-ohm-flexible-rg188au-ptfe-jacket-silver-plated-copper-braid-outer-conductor-single-shielded-white-rg188a-u-p.aspx>

The information contained in this document is accurate to the best of our knowledge and representative of the part described herein. It may be necessary to make modifications to the part and/or the documentation of the part, in order to implement improvements. Pasternack reserves the right to make such changes as required. Unless otherwise stated, all specifications are nominal. Pasternack does not make any representation or warranty regarding the suitability of the part described herein for any particular purpose, and Pasternack does not assume any liability arising out of the use of any part or documentation.



RG188A/U CAD Drawing

Flexible RG188 Coax Cable Single Shielded with White PTFE Jacket



SECTION VIEW

STANDARD TOLERANCES

- .X ±0.2
- .XX ±0.01
- .XXX ±0.005

\*STANDARD TOLERANCES APPLY ONLY TO DIMENSIONS IN INCHES



Pasternack Enterprises, Inc.  
P.O. Box 16759 | Irvine | CA | 92623  
Phone: (949) 261-1920 | Fax: (949) 261-7451  
Website: [www.pasternack.com](http://www.pasternack.com) | E-Mail: [sales@pasternack.com](mailto:sales@pasternack.com)

DWG TITLE

RG188A/U

CAGE CODE 53919

NOTES:  
1. UNLESS OTHERWISE SPECIFIED ALL DIMENSIONS ARE NOMINAL.  
2. ALL SPECIFICATIONS ARE SUBJECT TO CHANGE WITHOUT NOTICE AT ANY TIME.  
3. DIMENSIONS ARE IN INCHES [mm].

CAD FILE 091817

SCALE N/A

SIZE A

7361