



## N Male Connector Crimp/Solder Attachment for RG8X, PE-C240, 0.240 inch, B7808A, LMR-240

### RF Connectors Technical Data Sheet

PE4344

#### Configuration

- N Male Connector
- MIL-STD-348A
- 50 Ohms
- Straight Body Geometry
- RG8X, PE-C240, 0.240 inch, B7808A, LMR-240 Interface Type
- Crimp/Solder Attachment

#### Features

- Max. Operating Frequency 11 GHz
- Good VSWR of 1.5:1
- Gold Plated Brass Contact
- 30 µin minimum contact plating

#### Applications

- General Purpose Test
- Custom Cable Assemblies

#### Description

Pasternack's PE4344 type N male connector with crimp/solder attachment for RG8X, PE-C240, 0.240 inch, B7808A and LMR-240 is part of our full line of RF components available for same-day shipping. Our type N male connector operates up to a maximum frequency of 11 GHz and offers good VSWR of 1.5:1.

Our type N male connector PE4344 datasheet specifications and drawing with dimensions are shown below in this PDF. Pasternack's broad catalog of RF, microwave and millimeter wave connectors allows designers to configure and customize their signal connections however they like. Whether the need is to provide an I/O for a board design, or simply create a custom cable assembly configuration, Pasternack has the right connector for the job. Pasternack can also expertly build your custom cable assemblies for you and ship same-day.

#### Electrical Specifications

Description	Minimum	Typical	Maximum	Units
Frequency Range	DC		11	GHz
VSWR			1.5:1	
Operating Voltage (AC)			1,000	Vrms

#### Mechanical Specifications

##### Size

Length	1.394 in [35.41 mm]
Width/Dia.	0.827 in [21.01 mm]
Weight	0.068 lbs [30.84 g]

Click the following link (or enter part number in "SEARCH" on website) to obtain additional part information including price, inventory and certifications: [N Male Connector Crimp/Solder Attachment for RG8X, PE-C240, 0.240 inch, B7808A, LMR-240 PE4344](#)



## N Male Connector Crimp/Solder Attachment for RG8X, PE-C240, 0.240 inch, B7808A, LMR-240

### RF Connectors Technical Data Sheet

PE4344

#### Material Specifications

Description	Material	Plating
Contact	Brass	Gold 30 µin minimum
Insulation	PTFE	
Body	Brass	Nickel 100 µin minimum
Coupling Nut	Brass	Nickel 100 µin minimum

#### Environmental Specifications

##### Temperature

Operating Range

-65 to +165 deg C

**Compliance Certifications** (see [product page](#) for current document)

#### Plotted and Other Data

Notes:

N Male Connector Crimp/Solder Attachment for RG8X, PE-C240, 0.240 inch, B7808A, LMR-240 from Pasternack Enterprises has same day shipment for domestic and International orders. Our RF, microwave and millimeter wave products maintain a 99% availability and are part of the broadest selection in the industry.

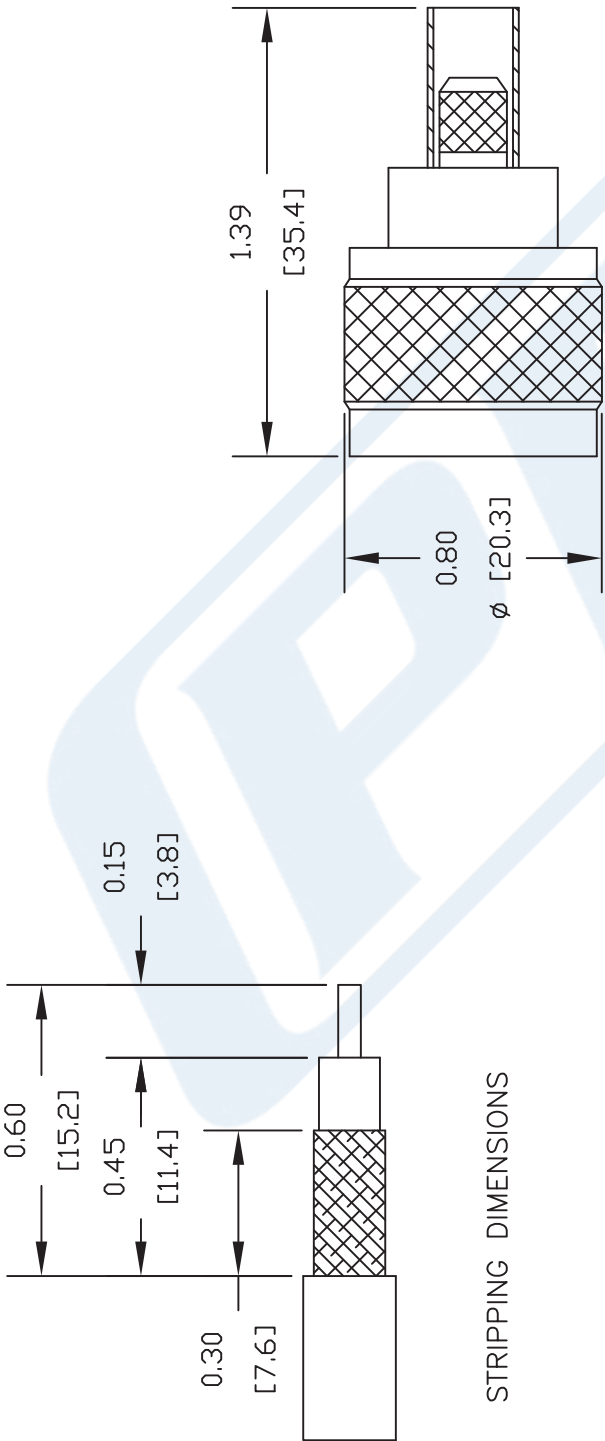
Click the following link (or enter part number in "SEARCH" on website) to obtain additional part information including price, inventory and certifications: [N Male Connector Crimp/Solder Attachment for RG8X, PE-C240, 0.240 inch, B7808A, LMR-240 PE4344](#)

URL: <https://www.pasternack.com/n-male-standard-rg8x-pe-c240-connector-pe4344-p.aspx>

The information contained in this document is accurate to the best of our knowledge and representative of the part described herein. It may be necessary to make modifications to the part and/or the documentation of the part, in order to implement improvements. Pasternack reserves the right to make such changes as required. Unless otherwise stated, all specifications are nominal. Pasternack does not make any representation or warranty regarding the suitability of the part described herein for any particular purpose, and Pasternack does not assume any liability arising out of the use of any part or documentation.

PE4344 CAD Drawing

N Male Connector Crimp/Solder Attachment for RG8X, PE-  
C240, 0.240 inch, B7808A, LMR-240



STRIPPING DIMENSIONS

CRIMP SIZES REQUIRED

CONTACT: .100" HEX CRIMP TOOL  
FERRULE: .255" HEX CRIMP TOOL

NOTES:  
1. UNLESS OTHERWISE SPECIFIED ALL DIMENSIONS ARE NOMINAL.  
2. ALL SPECIFICATIONS ARE SUBJECT TO CHANGE WITHOUT NOTICE AT ANY TIME.  
3. DIMENSIONS ARE IN INCHES [mm].  
4. FITS MIL-C-17 AND EQUIVALENT CABLES.

DWG TITLE  
**PE4344**

**PE PASTERNAK®**  
Pasternack Enterprises, Inc.  
P.O. Box 16759 | Irvine | CA | 92623  
Phone: (949) 261-1920 | Fax: (949) 261-7451  
Website: [www.pasternack.com](http://www.pasternack.com) | E-Mail: [sales@pasternack.com](mailto:sales@pasternack.com)

REV. A  
**FSCM NO. 53919**

CAD FILE  
050609

SCALE  
N/A

SIZE  
A

127



SMA Female Connector Crimp/Solder Attachment for PE-C240, RG8X, 0.240 inch, LMR-240, LMR-240-DB, LMR-240-UF, B7808A

## RF Connectors Technical Data Sheet

PE44639

### Configuration

- SMA Female Connector
- 50 Ohms
- Straight Body Geometry
- PE-C240, RG8X, 0.240 inch, LMR-240, LMR-240-DB, LMR-240-UF, B7808A Interface Type
- Crimp/Solder Attachment

### Features

- Max. Operating Frequency 12.4 GHz
- Gold Plated Beryllium Copper Contact

### Applications

- General Purpose Test
- Custom Cable Assemblies

### Description

Pasternack's PE44639 SMA female connector with crimp/solder attachment for PE-C240, RG8X, 0.240 inch, LMR-240, LMR-240-DB, LMR-240-UF and B7808A is part of our full line of RF components available for same-day shipping. Our SMA female connector operates up to a maximum frequency of 12.4 GHz.

Our SMA female connector PE44639 datasheet specifications and drawing with dimensions are shown below in this PDF. Pasternack's broad catalog of RF, microwave and millimeter wave connectors allows designers to configure and customize their signal connections however they like. Whether the need is to provide an I/O for a board design, or simply create a custom cable assembly configuration, Pasternack has the right connector for the job. Pasternack can also expertly build your custom cable assemblies for you and ship same-day.

### Electrical Specifications

Description	Minimum	Typical	Maximum	Units
Frequency Range	DC		12.4	GHz

### Mechanical Specifications

<b>Size</b>	
Length	0.97 in [24.64 mm]
Width/Dia.	0.312 in [7.92 mm]
Weight	0.011 lbs [4.99 g]

Click the following link (or enter part number in "SEARCH" on website) to obtain additional part information including price, inventory and certifications: [SMA Female Connector Crimp/Solder Attachment for PE-C240, RG8X, 0.240 inch, LMR-240, LMR-240-DB, LMR-240-UF, B7808A PE44639](#)



SMA Female Connector Crimp/Solder Attachment for PE-C240, RG8X, 0.240 inch, LMR-240, LMR-240-DB, LMR-240-UF, B7808A

## RF Connectors Technical Data Sheet

PE44639

### Material Specifications

Description	Material	Plating
Contact	Beryllium Copper	Gold
Insulation	PTFE	
Body	Brass	Gold

### Environmental Specifications

#### Temperature

Operating Range -65 to +165 deg C

**Compliance Certifications** (see [product page](#) for current document)

### Plotted and Other Data

Notes:

SMA Female Connector Crimp/Solder Attachment for PE-C240, RG8X, 0.240 inch, LMR-240, LMR-240-DB, LMR-240-UF, B7808A from Pasternack Enterprises has same day shipment for domestic and International orders. Our RF, microwave and millimeter wave products maintain a 99% availability and are part of the broadest selection in the industry.

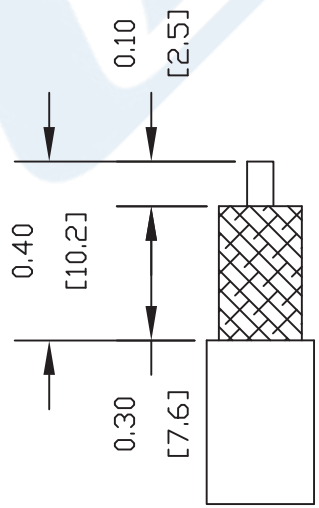
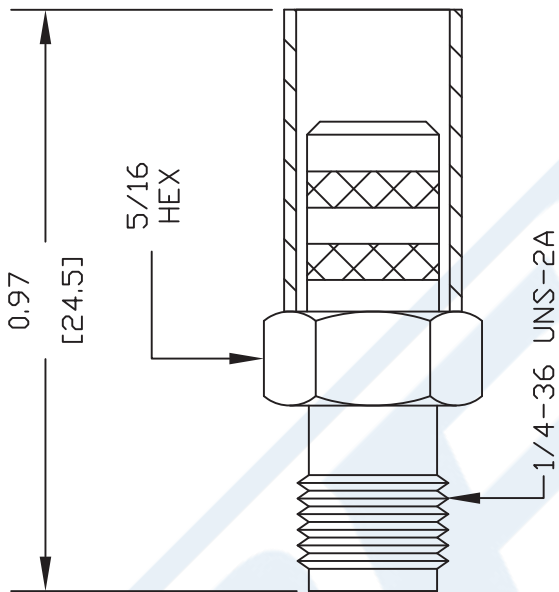
Click the following link (or enter part number in "SEARCH" on website) to obtain additional part information including price, inventory and certifications: [SMA Female Connector Crimp/Solder Attachment for PE-C240, RG8X, 0.240 inch, LMR-240, LMR-240-DB, LMR-240-UF, B7808A PE44639](#)

URL: <https://www.pasternack.com/sma-female-standard-rg8x-pe-c240-0.240-connector-pe44639-p.aspx>

The information contained in this document is accurate to the best of our knowledge and representative of the part described herein. It may be necessary to make modifications to the part and/or the documentation of the part, in order to implement improvements. Pasternack reserves the right to make such changes as required. Unless otherwise stated, all specifications are nominal. Pasternack does not make any representation or warranty regarding the suitability of the part described herein for any particular purpose, and Pasternack does not assume any liability arising out of the use of any part or documentation.

PE44639 CAD Drawing

SMA Female Connector Crimp/Solder Attachment for PE-C240, RG8X,  
0.240 inch, LMR-240, LMR-240-DB, LMR-240-UF, B7808A




STRIPPING DIMENSIONS

CRIMP SIZE REQUIRED

CONTACT: SOLDER

FERRULE: .255" HEX CRIMP TOOL

<div><div><div><div>PASTERNACK®</div><div>Pasternack Enterprises, Inc.</div><div>P.O. Box 16759   Irvine   CA   92623</div><div>Phone: (949) 261-1920   Fax: (949) 261-7451</div><div>Website: <a href="http://www.pasternack.com">www.pasternack.com</a>   E-Mail: <a href="mailto:sales@pasternack.com">sales@pasternack.com</a></div></div></div></div>		DWG TITLE										
		REV. B		FSCM NO. 53919		CAD FILE	080511-B	SCALE	N/A	SIZE	A	2231
		PE44639										
NOTES:												
1. UNLESS OTHERWISE SPECIFIED ALL DIMENSIONS ARE NOMINAL.												
2. ALL SPECIFICATIONS ARE SUBJECT TO CHANGE WITHOUT NOTICE AT ANY TIME.												
3. DIMENSIONS ARE IN INCHES [mm].												
4. FITS MIL-C-17 AND EQUIVALENT CABLES.												

**PASTERNAK®**

Pasternack Enterprises, Inc.  
P.O. Box 16759 | Irvine | CA | 92623

Phone: (949) 261-1920 | Fax: (949) 261-7451  
Website: [www.pasternack.com](http://www.pasternack.com) | E-Mail: [sales@pasternack.com](mailto:sales@pasternack.com)



## Flexible RG8X Coax Cable Single Shielded with Black PVC (NC) Jacket

### RF Cables Technical Data Sheet

### Times Microwave Systems Coax Cable Specification Configuration

- Flexible Cable
- 1 Shield(s)

### Electrical Specifications

Description	Minimum	Typical	Maximum	Units
Frequency Range	DC		1,000	MHz
Impedance		50		Ohms
Operating Voltage (AC)			2,500	Vrms
Nominal Capacitance		26 [85.3]		pF/ft [pF/m]

### Performance by Frequency Band

Description	F1	F2	F3	F4	F5	Units
Frequency	10	400	700	1,000		MHz
Attenuation, Typ	1	8	11.1	13.5		dB/100ft
	3.28	26.25	36.42	44.29		dB/100m
Input Power (CW), Max	1,000	110	75	60		Watts

Electrical Specification Notes:  
All tests performed in accordance with MIL-DTL-17

### Mechanical Specifications

Diameter 0.242 in [6.15 mm]  
Weight 0.0375 lbs/ft [0.06 Kg/m]

### Construction Specifications

Description	Material and Plating	Diameter
Inner Conductor	Copper19	0.056 in 1.42 mm
Conductor Type	Stranded	
Dielectric	PE (F)	0.155 in 3.94 mm

Click the following link (or enter part number in "SEARCH" on website) to obtain additional part information including price, inventory and certifications: [Flexible RG8X Coax Cable Single Shielded with Black PVC \(NC\) Jacket RG8X](#)

## Flexible RG8X Coax Cable Single Shielded with Black PVC (NC) Jacket

### RF Cables Technical Data Sheet

First Shield	Copper Braid	
Jacket	PVC (NC), Black	0.242 in [6.15 mm]

#### Environmental Specifications

##### Temperature

Operating Range

-40 to +80 deg C

#### Compliance Certifications (see [product page](#) for current document)

#### Plotted and Other Data

Notes:

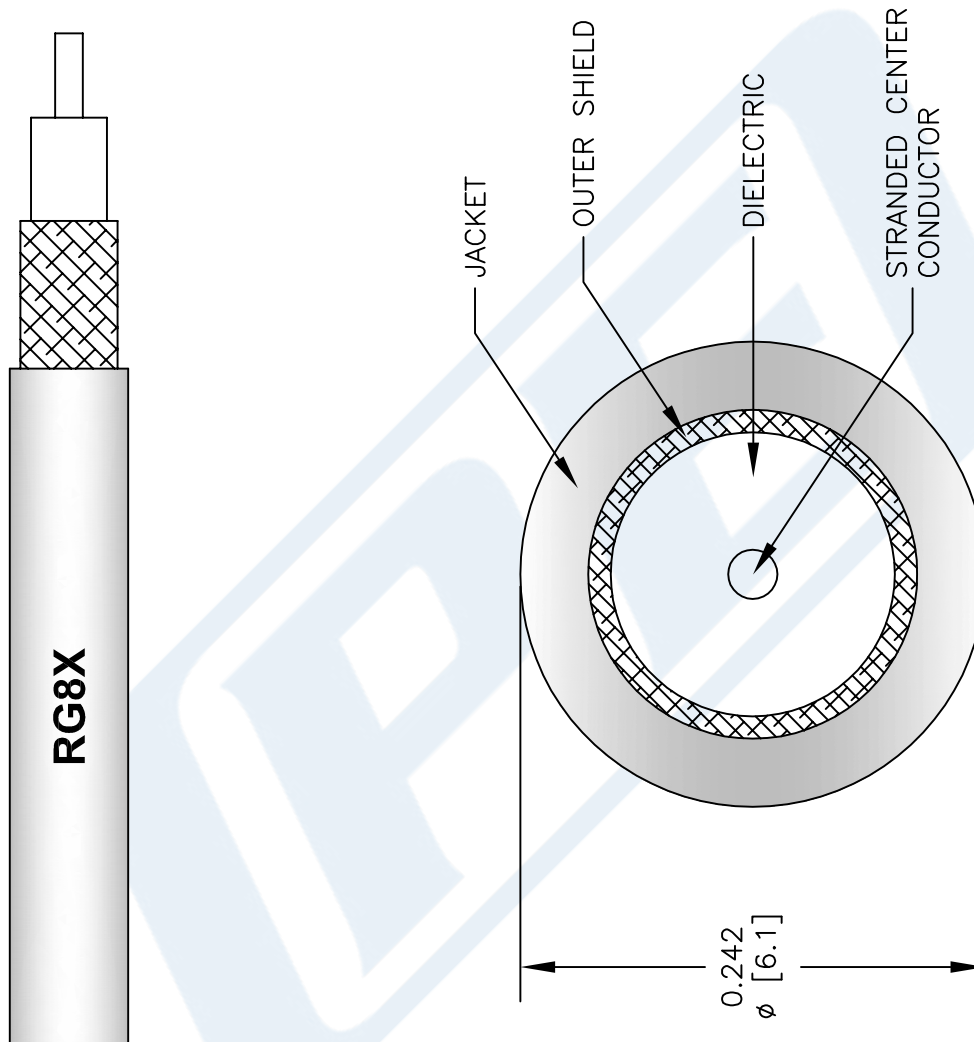
Flexible RG8X Coax Cable Single Shielded with Black PVC (NC) Jacket from Pasternack Enterprises has same day shipment for domestic and International orders. Our RF, microwave and millimeter wave products maintain a 99.4% availability and are part of the broadest selection in the industry.

Click the following link (or enter part number in "SEARCH" on website) to obtain additional part information including price, inventory and certifications: [Flexible RG8X Coax Cable Single Shielded with Black PVC \(NC\) Jacket RG8X](#)

URL: <https://www.pasternack.com/flexible-0.242-rg8x-50-ohm-coax-cable-pvc-jacket-rg8x-p.aspx>

The information contained in this document is accurate to the best of our knowledge and representative of the part described herein. It may be necessary to make modifications to the part and/or the documentation of the part, in order to implement improvements. Pasternack reserves the right to make such changes as required. Unless otherwise stated, all specifications are nominal. Pasternack does not make any representation or warranty regarding the suitability of the part described herein for any particular purpose, and Pasternack does not assume any liability arising out of the use of any part or documentation.





NOTES:

1. UNLESS OTHERWISE SPECIFIED ALL DIMENSIONS ARE NOMINAL.
2. ALL SPECIFICATIONS ARE SUBJECT TO CHANGE WITHOUT NOTICE AT ANY TIME.
3. DIMENSIONS ARE IN INCHES [mm].

DWG TITLE

RG8X

REV. A

FSCM NO. 53919

CAD FILE 040113-A

SCALE N/A

SIZE A

147

 **PASTERNAK®**

Pasternack Enterprises, Inc.  
P.O. Box 16759 | Irvine | CA | 92623  
**Phone:** (949) 261-1920 | **Fax:** (949) 261-7451  
**Website:** [www.pasternack.com](http://www.pasternack.com) | **E-Mail:** [sales@pasternack.com](mailto:sales@pasternack.com)