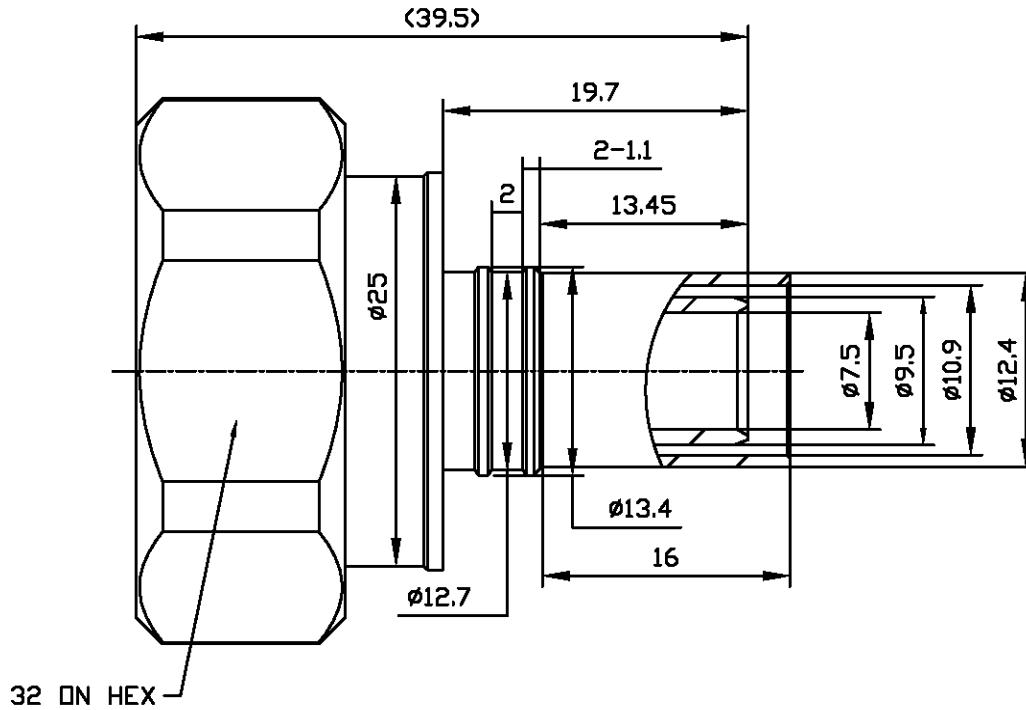


NOTICE OF PROPRIETARY RIGHTS THIS DOCUMENT CONTAINS CONFIDENTIAL TECHNICAL DATA, INCLUDING TRADE SECRETS, PROPRIETARY TO TIMES MICROWAVE SYSTEMS. DISCLOSURE OF THIS DATA IS EXPRESSLY CONDITIONED UPON YOUR ASSENT THAT ITS USE IS LIMITED TO USE WITHIN YOUR COMPANY ONLY. ANY OTHER USE IS STRICTLY PROHIBITED WITHOUT THE PRIOR WRITTEN CONSENT OF TIMES MICROWAVE SYSTEMS.

SYM	REVISION DESCRIPTION	DFTM	DATE	APPD	DATE
A	RELEASED FOR PRODUCTION	K.A.M.	2/12/10	J.D.B.	3/1/10



O-ring	Silicone Rubber	_____
Circlip	SUS304	_____
Tube	T2	Copper -zin-tin 2μm
Nut	C3603	Ni5μm
Insulator	Insulator	_____
Pin	QBe2	Ag5μm
Body	C3603	Copper -zin-tin 2μm
Name	Material	Finishing

MATL:	UNLESS OTHERWISE SPECIFIED		DFTM. K. A. M.	TIMES MICROWAVE SYSTEMS	
	ALL DIMENSIONS ARE IN mm		DATE 2/12/10		
USED ON:			CHKD. J. D. B.	CONNECTOR, 7/16 MALE FOR LMR-400	
			DATE 3/1/10		
SCALE: ~	DWG. SIZE A	DO NOT SCALE DRAWING	CODE IDENT 68999	DATE 3/1/10	SHT 1 of 1 SD3190-2524 REV A



UHF Male Connector Crimp/Solder Attachment for PE-B400, PE-B405, PE-C400, LMR-400, 0.400 inch

RF Connectors Technical Data Sheet

PE44054

Configuration

- UHF Male Connector
- 50 Ohms
- Straight Body Geometry
- PE-B400, PE-B405, PE-C400, LMR-400, 0.400 inch Interface Type
- Crimp/Solder Attachment

Features

- Gold Plated Contact

Applications

- General Purpose Test
- Custom Cable Assemblies

Description

Pasternack's PE44054 UHF male connector with crimp/solder attachment for PE-B400, PE-B405, PE-C400, LMR-400 and 0.400 inch is part of our full line of RF components available for same-day shipping.

Our UHF male connector PE44054 datasheet specifications and drawing with dimensions are shown below in this PDF. Pasternack's broad catalog of RF, microwave and millimeter wave connectors allows designers to configure and customize their signal connections however they like. Whether the need is to provide an I/O for a board design, or simply create a custom cable assembly configuration, Pasternack has the right connector for the job. Pasternack can also expertly build your custom cable assemblies for you and ship same-day.

Mechanical Specifications

Size	
Length	1.35 in [34.29 mm]
Width/Dia.	0.7 in [17.78 mm]
Weight	0.041 lbs [18.6 g]

Material Specifications

Description	Material	Plating
Contact		Gold
Insulation	PTFE	
Body	Brass	Nickel
Coupling Nut	Brass	Nickel

Click the following link (or enter part number in "SEARCH" on website) to obtain additional part information including price, inventory and certifications: [UHF Male Connector Crimp/Solder Attachment for PE-B400, PE-B405, PE-C400, LMR-400, 0.400 inch PE44054](#)



UHF Male Connector Crimp/Solder Attachment for PE-B400, PE-B405, PE-C400, LMR-400, 0.400 inch

RF Connectors Technical Data Sheet

PE44054

Compliance Certifications (see [product page](#) for current document)

Plotted and Other Data

Notes:

UHF Male Connector Crimp/Solder Attachment for PE-B400, PE-B405, PE-C400, LMR-400, 0.400 inch from Pasternack Enterprises has same day shipment for domestic and International orders. Our RF, microwave and millimeter wave products maintain a 99% availability and are part of the broadest selection in the industry.

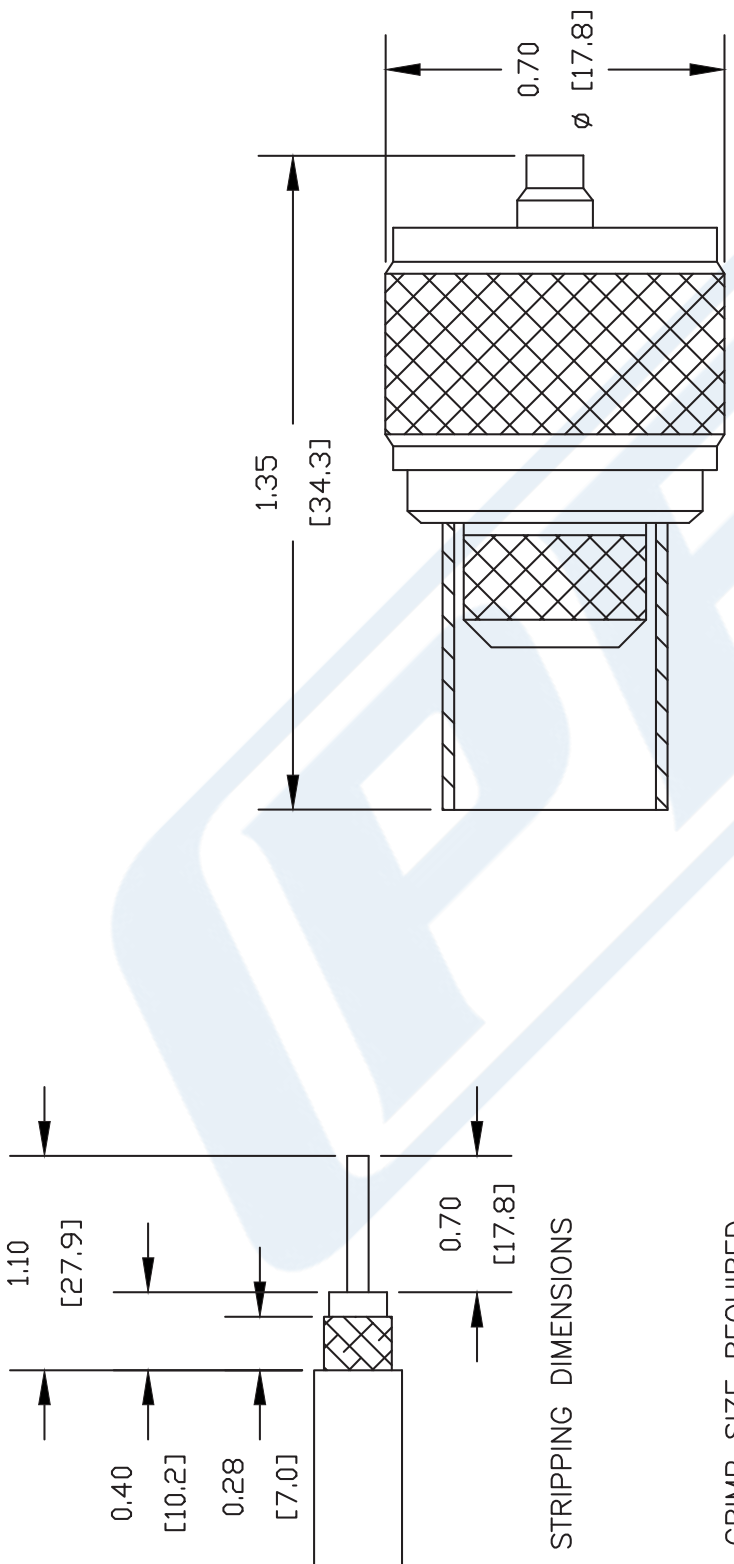
Click the following link (or enter part number in "SEARCH" on website) to obtain additional part information including price, inventory and certifications: [UHF Male Connector Crimp/Solder Attachment for PE-B400, PE-B405, PE-C400, LMR-400, 0.400 inch PE44054](#)

URL: <https://www.pasternack.com/uhf-male-pe-b400-pe-b405-lmr-400-uf-connector-pe44054-p.aspx>

The information contained in this document is accurate to the best of our knowledge and representative of the part described herein. It may be necessary to make modifications to the part and/or the documentation of the part, in order to implement improvements. Pasternack reserves the right to make such changes as required. Unless otherwise stated, all specifications are nominal. Pasternack does not make any representation or warranty regarding the suitability of the part described herein for any particular purpose, and Pasternack does not assume any liability arising out of the use of any part or documentation.

PE44054 CAD Drawing

UHF Male Connector Crimp/Solder Attachment for PE-
B400, PE-B405, PE-C400, LMR-400, 0.400 inch



CRIMP SIZE REQUIRED

CONTACT: SOLDER
FERRULE: .429" HEX CRIMP TOOL

NOTES:
1. UNLESS OTHERWISE SPECIFIED ALL DIMENSIONS ARE NOMINAL.
2. ALL SPECIFICATIONS ARE SUBJECT TO CHANGE WITHOUT NOTICE AT ANY TIME.
3. DIMENSIONS ARE IN INCHES [mm].
4. FITS MIL-C-17 AND EQUIVALENT CABLES.

DWG TITLE
PE44054

PE PASTERNAK®
Pasternack Enterprises, Inc.
P.O. Box 16759 | Irvine | CA | 92623
Phone: (949) 261-1920 | Fax: (949) 261-7451
Website: www.pasternack.com | E-Mail: sales@pasternack.com

REV. A	FSCM NO. 53919	CAD FILE 050609	SCALE N/A	SIZE A	127
--------	----------------	-----------------	-----------	--------	-----



Flexible RG8 Type with Wound Filament Dielectric Coax
Cable Double Shielded with Black PVC Jacket

TECHNICAL DATA SHEET

PE-B405

Flexible RG8 Type with Wound Filament Dielectric Coax Cable Double Shielded with Black PVC Jacket

Configuration

Inner Conductor Material and Plating	Copper
Dielectric Type	PE (AS)
Shield Materials	Aluminum Tape, Tinned Copper Braid
Jacket Material and Color	PVC, Black

Electrical Specifications

Impedance, Ohms	50
Velocity of Propagation, %	83
Maximum Operating Frequency, MHz	1000
Capacitance, pF/ft [pF/m]	24.6 [80.71]

Electrical Specifications by Frequency

Frequency 1

Frequency, MHz	1
Attenuation, dB/100ft [dB/100m]	0.4 [1.31]

Frequency 2

Frequency, MHz	10
Attenuation, dB/100ft [dB/100m]	0.6 [1.97]

Frequency 3

Frequency, MHz	50
Attenuation, dB/100ft [dB/100m]	1.3 [4.27]

Frequency 4

Frequency, MHz	400
Attenuation, dB/100ft [dB/100m]	3.5 [11.48]

Frequency 5

Frequency, MHz	700
Attenuation, dB/100ft [dB/100m]	4.6 [15.09]

Frequency 6

Frequency, MHz	900
Attenuation, dB/100ft [dB/100m]	5.1 [16.73]

Frequency 7

Frequency, MHz	1000
Attenuation, dB/100ft [dB/100m]	5.4 [17.72]

Click the following link (or enter part number in "SEARCH" on website) to obtain additional part information including price, inventory and certifications: [Flexible RG8 Type with Wound Filament Dielectric Coax Cable Double Shielded with Black PVC Jacket PE-B405](#)

The information contained in this document is accurate to the best of our knowledge and representative of the part described herein. It may be necessary to make modifications to the part and/or the documentation of the part, in order to implement improvements. Pasternack reserves the right to make such changes as required. Unless otherwise stated, all specifications are nominal.



Flexible RG8 Type with Wound Filament Dielectric Coax
Cable Double Shielded with Black PVC Jacket

TECHNICAL DATA SHEET

PE-B405

Mechanical Specifications

Inner Conductor

Material	Copper
Diameter, in [mm]	0.108 [2.74]

Dielectric:

Type	PE (AS)
Diameter, in [mm]	0.286 [7.26]

Shield:

Number of	2
Material 1	Aluminum Tape
Material 2	Tinned Copper Braid

Jacket:

Material	PVC
Diameter, in [mm]	0.4 [10.16]
Color	Black
Weight, lbs/ft [Kg/m]	0.115 [0.17]

Compliance Certifications (visit www.Pasternack.com for current document)

Plotted and Other Data

Notes:	Values at 25 °C, sea level
--------	----------------------------

Flexible RG8 Type with Wound Filament Dielectric Coax Cable Double Shielded with Black PVC Jacket from Pasternack Enterprises has same day shipment for domestic and International orders. Our RF, microwave and fiber optic products maintain a 99% availability and are part of the broadest selection in the industry.

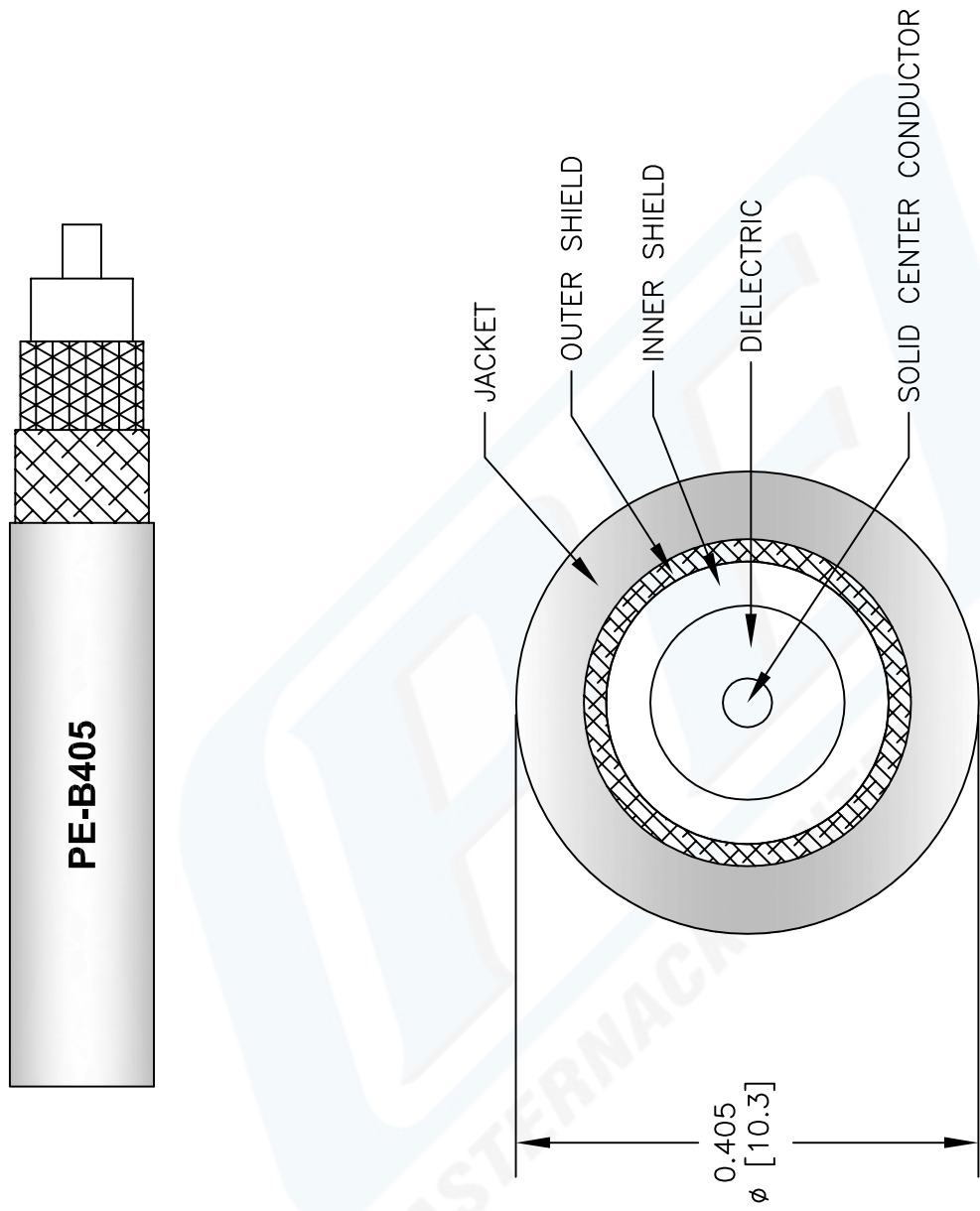
Click the following link (or enter part number in "SEARCH" on website) to obtain additional part information including price, inventory and certifications: [Flexible RG8 Type with Wound Filament Dielectric Coax Cable Double Shielded with Black PVC Jacket PE-B405](#)

URL: <http://www.pasternack.com/flexible-0.405-rg8-type-50-ohm-coax-cable-pvc-jacket-pe-b405-p.aspx>

The information contained in this document is accurate to the best of our knowledge and representative of the part described herein. It may be necessary to make modifications to the part and/or the documentation of the part, in order to implement improvements. Pasternack reserves the right to make such changes as required. Unless otherwise stated, all specifications are nominal.

PE-B405 CAD Drawing

Flexible RG8 Type with Wound Filament Dielectric Coax
Cable Double Shielded with Black PVC Jacket



NOTES:
1. UNLESS OTHERWISE SPECIFIED ALL DIMENSIONS ARE NOMINAL.
2. ALL SPECIFICATIONS ARE SUBJECT TO CHANGE WITHOUT NOTICE AT ANY TIME.
3. DIMENSIONS ARE IN INCHES [mm].

DWG TITLE	PE-B405			
	FSCM NO.	53919	CAD FILE	022808
	SCALE	N/A	SIZE	A
				127

**PASTERNAK®**
Pasternack Enterprises, Inc.
P.O. Box 16759 | Irvine | CA | 92623
Phone: (949) 261-1920 | Fax: (949) 261-7451
Website: www.pasternack.com | E-Mail: sales@pasternack.com