



## SSMA Male Connector Solder (Without Contact) Attachment for PE-SR405AL, PE-SR405FL, PE-SR405FLJ, RG405

### RF Connectors Technical Data Sheet

**PE44382**

#### Configuration

- SSMA Male Connector
- MIL-STD-348
- 50 Ohms
- Straight Body Geometry
- PE-SR405AL, PE-SR405FL, PE-SR405FLJ, RG405 Interface Type
- Solder (Without Contact) Attachment
- 1/4 inch Hex

#### Applications

- General Purpose Test
- Custom Cable Assemblies

#### Description

Pasternack's PE44382 SSMA male connector with solder (without contact) attachment for PE-SR405AL, PE-SR405FL, PE-SR405FLJ and RG405 is part of our full line of RF components available for same-day shipping.

Our SSMA male connector PE44382 datasheet specifications and drawing with dimensions are shown below in this PDF. Pasternack's broad catalog of RF, microwave and millimeter wave connectors allows designers to configure and customize their signal connections however they like. Whether the need is to provide an I/O for a board design, or simply create a custom cable assembly configuration, Pasternack has the right connector for the job. Pasternack can also expertly build your custom cable assemblies for you and ship same-day.

#### Mechanical Specifications

##### Size

Length	0.422 in [10.72 mm]
Width/Dia.	0.25 in [6.35 mm]
Weight	0.005 lbs [2.27 g]
Mating Torque	3 to 5 in-lbs [0.34 to 0.57 Nm]

##### Material Specifications

Description	Material	Plating
Insulation	PTFE	
Body	Brass	Gold MIL-G-45204
Coupling Nut	Brass	Nickel QQ-N-290

#### Environmental Specifications

##### Temperature

Operating Range	-65 to +165 deg C
-----------------	-------------------

Click the following link (or enter part number in "SEARCH" on website) to obtain additional part information including price, inventory and certifications: [SSMA Male Connector Solder \(Without Contact\) Attachment for PE-SR405AL, PE-SR405FL, PE-SR405FLJ, RG405 PE44382](#)



## SSMA Male Connector Solder (Without Contact) Attachment for PE-SR405AL, PE-SR405FL, PE-SR405FLJ, RG405

### RF Connectors Technical Data Sheet

PE44382

**Compliance Certifications** (see [product page](#) for current document)

#### Plotted and Other Data

Notes:

SSMA Male Connector Solder (Without Contact) Attachment for PE-SR405AL, PE-SR405FL, PE-SR405FLJ, RG405 from Pasternack Enterprises has same day shipment for domestic and International orders. Our RF, microwave and millimeter wave products maintain a 99% availability and are part of the broadest selection in the industry.

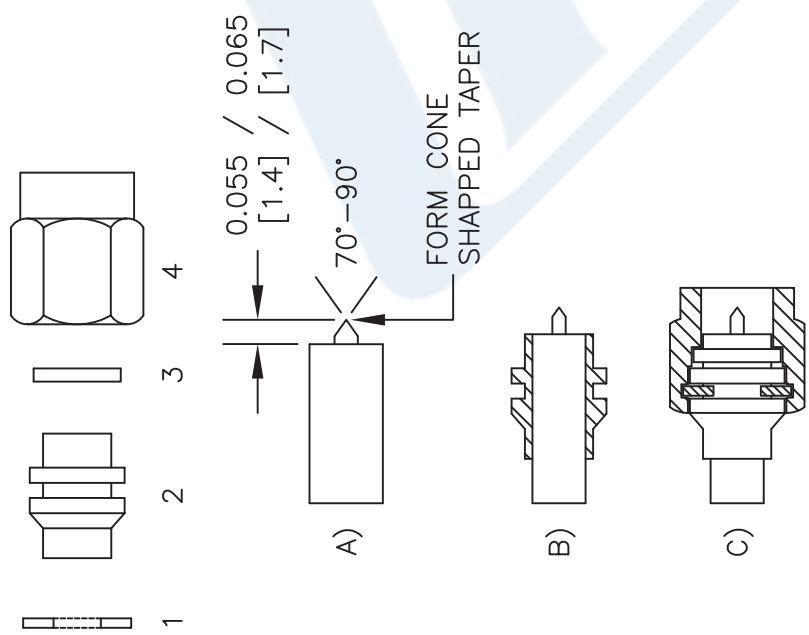
Click the following link (or enter part number in "SEARCH" on website) to obtain additional part information including price, inventory and certifications: [SSMA Male Connector Solder \(Without Contact\) Attachment for PE-SR405AL, PE-SR405FL, PE-SR405FLJ, RG405 PE44382](#)

URL: <https://www.pasternack.com/ssma-male-standard-pe-sr405al-pe-sr405fl-rg405-connector-pe44382-p.aspx>

The information contained in this document is accurate to the best of our knowledge and representative of the part described herein. It may be necessary to make modifications to the part and/or the documentation of the part, in order to implement improvements. Pasternack reserves the right to make such changes as required. Unless otherwise stated, all specifications are nominal. Pasternack does not make any representation or warranty regarding the suitability of the part described herein for any particular purpose, and Pasternack does not assume any liability arising out of the use of any part or documentation.

PE44382 CAD Drawing

SSMA Male Connector Solder (Without Contact) Attachment for  
PE-SR405AL, PE-SR405FL, PE-SR405FLJ, RG405



STRIPPING DIMENSIONS  
ASSEMBLY PROCEDURES

- 1. STRIP CABLE AS SHOWN IN (A). DO NOT NICK CENTER CONDUCTOR.
- 2. INSERT CABLE INTO BODY (2) UNTIL OUTER CONDUCTOR FLUSH WITH BODY AS SHOWN IN (B). SOLDER OUTER CONDUCTOR TO BODY.
- 3. ASSEMBLE GASKET (3), RETAINING RING (1) AND COUPLING NUT (4). AS SHOWN IN (C).

**PASTERNAK®**  
Pasternack Enterprises, Inc.  
P.O. Box 16759 | Irvine | CA | 92623  
Phone: (949) 261-1920 | Fax: (949) 261-7451  
Website: [www.pasternack.com](http://www.pasternack.com) | E-Mail: [sales@pasternack.com](mailto:sales@pasternack.com)

DWG TITLE  
**PE44382**

NOTES:  
1. UNLESS OTHERWISE SPECIFIED ALL DIMENSIONS ARE NOMINAL.  
2. ALL SPECIFICATIONS ARE SUBJECT TO CHANGE WITHOUT NOTICE AT ANY TIME.  
3. DIMENSIONS ARE IN INCHES [mm].  
4. FITS MIL-C-17 AND EQUIVALENT CABLES.

FSCM NO. 53919

CAD FILE 092712-A  
SCALE N/A  
SIZE A  
2233



## N Male Connector Solder Attachment for PE-SR405AL, PE-SR405FL, PE-SR405FLJ, RG405

### RF Connectors Technical Data Sheet

PE4222

#### Configuration

- N Male Connector
- MIL-STD-348
- 50 Ohms
- Straight Body Geometry
- PE-SR405AL, PE-SR405FL, PE-SR405FLJ, RG405 Interface Type
- Solder/Solder Attachment

#### Features

- Gold Plated Contact
- Contact plating according to MIL-G-45204

#### Applications

- General Purpose Test
- Custom Cable Assemblies

#### Description

Pasternack's PE4222 type N male connector with solder/solder attachment for PE-SR405AL, PE-SR405FL, PE-SR405FLJ and RG405 is part of our full line of RF components available for same-day shipping.

Our type N male connector PE4222 datasheet specifications and drawing with dimensions are shown below in this PDF. Pasternack's broad catalog of RF, microwave and millimeter wave connectors allows designers to configure and customize their signal connections however they like. Whether the need is to provide an I/O for a board design, or simply create a custom cable assembly configuration, Pasternack has the right connector for the job. Pasternack can also expertly build your custom cable assemblies for you and ship same-day.

#### Mechanical Specifications

<b>Size</b>	
Length	0.98 in [24.89 mm]
Width/Dia.	0.8 in [20.32 mm]
Weight	0.062 lbs [28.12 g]

#### Material Specifications

Description	Material	Plating
Contact		Gold MIL-G-45204
Insulation	PTFE	
Body	Brass	Gold MIL-G-45204
Coupling Nut	Brass	Nickel QQ-N-290

Click the following link (or enter part number in "SEARCH" on website) to obtain additional part information including price, inventory and certifications: [N Male Connector Solder Attachment for PE-SR405AL, PE-SR405FL, PE-SR405FLJ, RG405 PE4222](#)



## N Male Connector Solder Attachment for PE-SR405AL, PE-SR405FL, PE-SR405FLJ, RG405

### RF Connectors Technical Data Sheet

PE4222

**Compliance Certifications** (see [product page](#) for current document)

#### Plotted and Other Data

Notes:

N Male Connector Solder Attachment for PE-SR405AL, PE-SR405FL, PE-SR405FLJ, RG405 from Pasternack Enterprises has same day shipment for domestic and International orders. Our RF, microwave and millimeter wave products maintain a 99% availability and are part of the broadest selection in the industry.

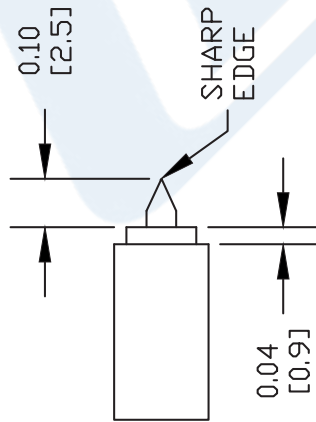
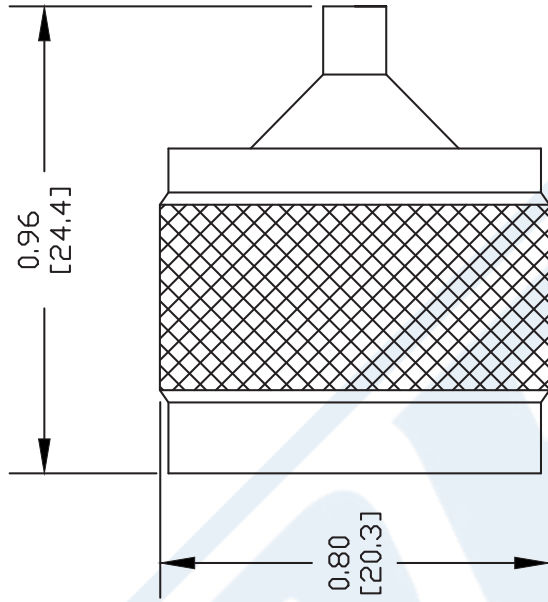
Click the following link (or enter part number in "SEARCH" on website) to obtain additional part information including price, inventory and certifications: [N Male Connector Solder Attachment for PE-SR405AL, PE-SR405FL, PE-SR405FLJ, RG405 PE4222](#)

URL: <https://www.pasternack.com/n-male-standard-pe-sr405al-pe-sr405fl-rg405-connector-pe4222-p.aspx>

The information contained in this document is accurate to the best of our knowledge and representative of the part described herein. It may be necessary to make modifications to the part and/or the documentation of the part, in order to implement improvements. Pasternack reserves the right to make such changes as required. Unless otherwise stated, all specifications are nominal. Pasternack does not make any representation or warranty regarding the suitability of the part described herein for any particular purpose, and Pasternack does not assume any liability arising out of the use of any part or documentation.

# PE4222 CAD Drawing

N Male Connector Solder Attachment for PE-SR405AL,  
PE-SR405FL, PE-SR405FLJ, RG405



## STRIPPING DIMENSIONS

### ASSEMBLY PROCEDURES

1. STRIP CABLE AS SHOWN. DO NOT NICK CENTER CONDUCTOR.
2. INSERT CABLE INTO BODY UNTIL CENTER CONDUCTOR PLUGS INTO THEN SOLDER OUTER CONDUCTOR TO BODY.



Pasternack Enterprises, Inc.  
P.O. Box 16759 | Irvine | CA | 92623  
Phone: (949) 261-1920 | Fax: (949) 261-7451  
Website: [www.pasternack.com](http://www.pasternack.com) | E-Mail: [sales@pasternack.com](mailto:sales@pasternack.com)

DWG TITLE

**PE4222**

NOTES:

1. UNLESS OTHERWISE SPECIFIED ALL DIMENSIONS ARE NOMINAL.
2. ALL SPECIFICATIONS ARE SUBJECT TO CHANGE WITHOUT NOTICE AT ANY TIME.
3. DIMENSIONS ARE IN INCHES [mm].
4. FITS MIL-C-17 AND EQUIVALENT CABLES.

REV. -

**FSCM NO. 53919**

CAD FILE 041702

SCALE N/A

SIZE A

127



## 086 Semi-rigid Coax Cable with Copper Outer Conductor

### TECHNICAL DATA SHEET

RG405/U

#### 086 Semi-rigid Coax Cable with Copper Outer Conductor

##### Configuration

Inner Conductor Material and Plating	Copper Clad Steel, Silver
Dielectric Type	PTFE
Shield Materials	Copper
Jacket Material and Color	Tan

##### Electrical Specifications

Impedance, Ohms	50
Maximum Operating Frequency, GHz	40
Dielectric Withstanding Voltage, Vrms	5,000

##### Electrical Specifications by Frequency

###### Frequency 1

Frequency, MHz	1000
Attenuation, dB/100ft [dB/100m]	22 [72.18]
Power Handling, Watts	130

###### Frequency 2

Frequency, GHz	10
Attenuation, dB/100ft [dB/100m]	80 [262.47]
Power Handling, Watts	35

###### Frequency 3

Frequency, GHz	20
Attenuation, dB/100ft [dB/100m]	120 [393.7]
Power Handling, Watts	20

##### Mechanical Specifications

###### Temperature

Operating Range, deg C	-55 to +125
------------------------	-------------

###### Inner Conductor

Number of Strands	1
Material	Copper Clad Steel
Plating	Silver
Diameter, in [mm]	0.02 [0.51]

###### Dielectric:

Type	PTFE
Diameter, in [mm]	0.066 [1.68]

Click the following link (or enter part number in "SEARCH" on website) to obtain additional part information including price, inventory and certifications: [086 Semi-rigid Coax Cable with Copper Outer Conductor RG405/U](#)

The information contained in this document is accurate to the best of our knowledge and representative of the part described herein. It may be necessary to make modifications to the part and/or the documentation of the part, in order to implement improvements. Pasternack reserves the right to make such changes as required. Unless otherwise stated, all specifications are nominal.

## 086 Semi-rigid Coax Cable with Copper Outer Conductor

## TECHNICAL DATA SHEET

RG405/U

**Shield:**

Number of	1
Material 1	Copper
Diameter, in [mm]	0.087 [2.21]

**Jacket:**

Color	Tan
One Time Minimum Bend Radius, in [mm]	0.05 [1.27]
Weight, lbs/ft [Kg/m]	0.015 [0.02]

**Compliance Certifications** (visit [www.Pasternack.com](http://www.Pasternack.com) for current document)

RoHS Compliant	Yes
----------------	-----

**Plotted and Other Data**

Notes:	Values at 25 °C, sea level
--------	----------------------------

086 Semi-rigid Coax Cable with Copper Outer Conductor from Pasternack Enterprises has same day shipment for domestic and International orders. Our RF, microwave and fiber optic products maintain a 99% availability and are part of the broadest selection in the industry.

Click the following link (or enter part number in "SEARCH" on website) to obtain additional part information including price, inventory and certifications: [086 Semi-rigid Coax Cable with Copper Outer Conductor RG405/U](#)

URL: <http://www.pasternack.com/semirigid-0.085-rg405-50-ohm-coax-cable-copper-rg405-u-p.aspx>

The information contained in this document is accurate to the best of our knowledge and representative of the part described herein. It may be necessary to make modifications to the part and/or the documentation of the part, in order to implement improvements. Pasternack reserves the right to make such changes as required. Unless otherwise stated, all specifications are nominal.





NOTES:  
1. UNLESS OTHERWISE SPECIFIED ALL DIMENSIONS ARE NOMINAL.  
2. ALL SPECIFICATIONS ARE SUBJECT TO CHANGE WITHOUT NOTICE AT ANY TIME.  
3. DIMENSIONS ARE IN INCHES [mm].

DWG TITLE	RG405/U
FSCM NO. 53919	



Pasternack Enterprises, Inc.

P.O. Box 16759 | Irvine | CA | 92623

Phone: (949) 261-1920 | Fax: (949) 261-7451

Website: [www.pasternack.com](http://www.pasternack.com) | E-Mail: [sales@pasternack.com](mailto:sales@pasternack.com)