



BNC Male Connector Crimp/Crimp Attachment for  
.100 inch, RG316, RG174, RG188, LMR-100, LMR-  
100, LMR-100-FR, PE-C100, PE-B100

## RF Connectors Technical Data Sheet

PE45045

### Configuration

- BNC Male Connector
- MIL-STD-348A
- 50 Ohms
- Straight Body Geometry
- .100 inch, RG316, RG174, RG188, LMR-100, LMR-100, LMR-100-FR, PE-C100, PE-B100 Interface Type
- Crimp/Crimp Attachment

### Features

- Max. Operating Frequency 3 GHz
- Excellent VSWR of 1.25:1
- Gold Plated Brass Contact
- 50  $\mu$ in minimum contact plating

### Applications

- General Purpose Test
- Custom Cable Assemblies

### Description

Pasternack's PE45045 BNC male connector with crimp/crimp attachment for .100 inch, RG316, RG174, RG188, LMR-100, LMR-100, LMR-100-FR, PE-C100 and PE-B100 is part of our full line of RF components available for same-day shipping. Our BNC male connector operates up to a maximum frequency of 3 GHz and offers excellent VSWR of 1.25:1.

Our BNC male connector PE45045 datasheet specifications and drawing with dimensions are shown below in this PDF. Pasternack's broad catalog of RF, microwave and millimeter wave connectors allows designers to configure and customize their signal connections however they like. Whether the need is to provide an I/O for a board design, or simply create a custom cable assembly configuration, Pasternack has the right connector for the job. Pasternack can also expertly build your custom cable assemblies for you and ship same-day.

### Electrical Specifications

| Description            | Minimum | Typical | Maximum | Units |
|------------------------|---------|---------|---------|-------|
| Frequency Range        | DC      |         | 3       | GHz   |
| VSWR                   |         |         | 1.25:1  |       |
| Operating Voltage (AC) |         |         | 335     | Vrms  |

### Mechanical Specifications

#### Size

|            |                     |
|------------|---------------------|
| Length     | 0.99 in [25.15 mm]  |
| Width/Dia. | 0.57 in [14.48 mm]  |
| Weight     | 0.027 lbs [12.25 g] |

Click the following link (or enter part number in "SEARCH" on website) to obtain additional part information including price, inventory and certifications: [BNC Male Connector Crimp/Crimp Attachment for .100 inch, RG316, RG174, RG188, LMR-100, LMR-100, LMR-100-FR, PE-C100, PE-B100 PE45045](#)



BNC Male Connector Crimp/Crimp Attachment for  
.100 inch, RG316, RG174, RG188, LMR-100, LMR-  
100, LMR-100-FR, PE-C100, PE-B100

## RF Connectors Technical Data Sheet

PE45045

### Material Specifications

| Description  | Material        | Plating                   |
|--------------|-----------------|---------------------------|
| Contact      | Brass           | Gold<br>50 µin minimum    |
| Insulation   | PTFE            |                           |
| Body         | Brass           | Nickel<br>100 µin minimum |
| Coupling Nut | Brass           | Nickel<br>100 µin minimum |
| Gasket       | Silicone Rubber |                           |

### Environmental Specifications

#### Temperature

Operating Range

-65 to +165 deg C

**Compliance Certifications** (see [product page](#) for current document)

### Plotted and Other Data

Notes:

### Assembly Instruction

BNC Male Connector Crimp/Crimp Attachment for .100 inch, RG316, RG174, RG188, LMR-100, LMR-100, LMR-100-FR, PE-C100, PE-B100 from Pasternack Enterprises has same day shipment for domestic and International orders. Our RF, microwave and millimeter wave products maintain a 99.4% availability and are part of the broadest selection in the industry.

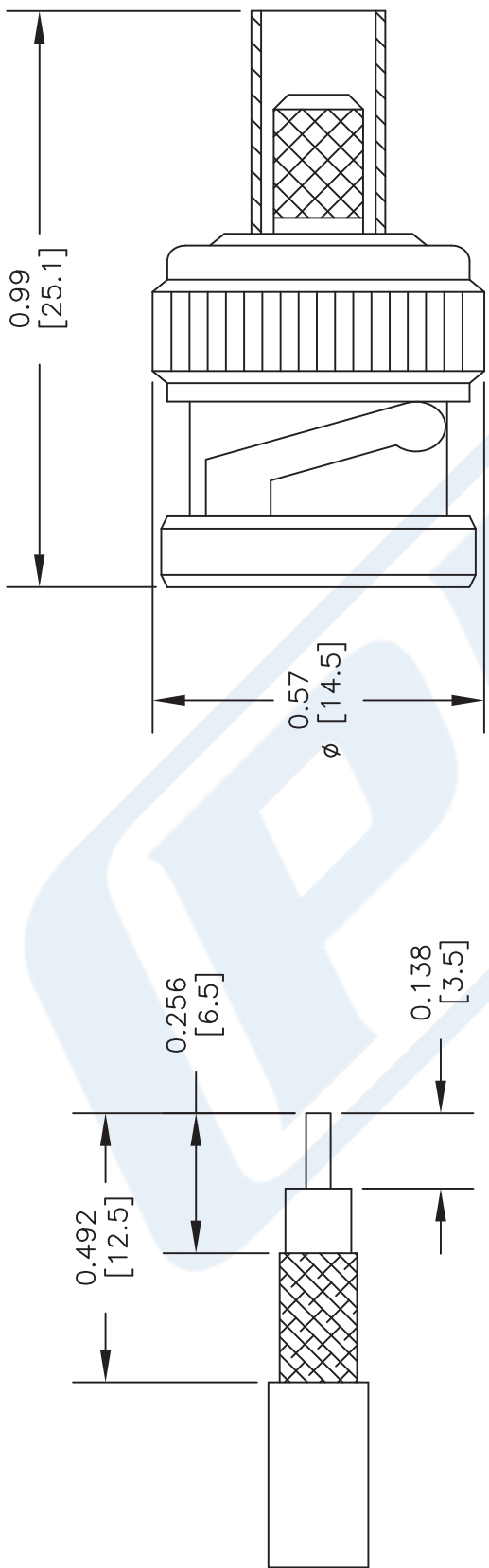
Click the following link (or enter part number in "SEARCH" on website) to obtain additional part information including price, inventory and certifications: [BNC Male Connector Crimp/Crimp Attachment for .100 inch, RG316, RG174, RG188, LMR-100, LMR-100, LMR-100-FR, PE-C100, PE-B100 PE45045](#)

URL: <https://www.pasternack.com/bnc-male-.100-rg316-rg188-lmr-100-lmr-100-connector-pe45045-p.aspx>

The information contained in this document is accurate to the best of our knowledge and representative of the part described herein. It may be necessary to make modifications to the part and/or the documentation of the part, in order to implement improvements. Pasternack reserves the right to make such changes as required. Unless otherwise stated, all specifications are nominal. Pasternack does not make any representation or warranty regarding the suitability of the part described herein for any particular purpose, and Pasternack does not assume any liability arising out of the use of any part or documentation.

PE45045 CAD Drawing

BNC Male Connector Crimp/Crimp Attachment for .100 inch, RG316, RG174, RG188, LMR-100, LMR-100, LMR-100-FR, PE-C100, PE-B100



STRIPPING DIMENSIONS

CRIMP SIZE REQUIRED

CONTACT: 0.042" SQ. CRIMP TOOL

FERRULE: 0.138" HEX. CRIMP TOOL

**PE PASTERNAK®**  
THE ENGINEER'S RF SOURCE  
Pasternack Enterprises, Inc.  
P.O. Box 16759 | Irvine | CA | 92623  
Phone: (949) 261-1920 | Fax: (949) 261-7451  
Website: [www.pasternack.com](http://www.pasternack.com) | E-Mail: [sales@pasternack.com](mailto:sales@pasternack.com)

DWG TITLE

**PE45045**

CAGE CODE 53919

NOTES:  
1. UNLESS OTHERWISE SPECIFIED ALL DIMENSIONS ARE NOMINAL.  
2. ALL SPECIFICATIONS ARE SUBJECT TO CHANGE WITHOUT NOTICE AT ANY TIME.  
3. DIMENSIONS ARE IN INCHES [mm].  
4. FITS MIL-C-17 AND EQUIVALENT CABLES.

CAD FILE 021617

SCALE N/A

SIZE A

2233



## SMA Male Connector Crimp/Solder Attachment for RG174, RG316, RG188 Gold Plated

### RF Connectors Technical Data Sheet

PE45145

#### Configuration

- SMA Male Connector
- 50 Ohms
- Straight Body Geometry
- RG174, RG316, RG188 Interface Type
- Crimp/Solder Attachment
- 5/16 in Hex

#### Electrical Specifications

| Description     | Minimum | Typical | Maximum | Units |
|-----------------|---------|---------|---------|-------|
| Frequency Range | DC      |         | 12.4    | GHz   |

#### Mechanical Specifications

|               |                     |
|---------------|---------------------|
| Size          |                     |
| Length        | 0.654 in [16.61 mm] |
| Weight        | 0.01 lbs [4.54 g]   |
| Mating Torque | 5 in-lbs [0.57 Nm]  |

#### Material Specifications

| Description  | Material | Plating |
|--------------|----------|---------|
| Contact      | Brass    | Gold    |
| Insulation   | PTFE     |         |
| Body         | Brass    | Gold    |
| Coupling Nut | Brass    | Gold    |

Click the following link (or enter part number in "SEARCH" on website) to obtain additional part information including price, inventory and certifications: [SMA Male Connector Crimp/Solder Attachment for RG174, RG316, RG188 Gold Plated PE45145](#)



## SMA Male Connector Crimp/Solder Attachment for RG174, RG316, RG188 Gold Plated

### RF Connectors Technical Data Sheet

PE45145

**Compliance Certifications** (see [product page](#) for current document)

#### Plotted and Other Data

Notes:

SMA Male Connector Crimp/Solder Attachment for RG174, RG316, RG188 Gold Plated from Pasternack Enterprises has same day shipment for domestic and International orders. Our RF, microwave and millimeter wave products maintain a 99% availability and are part of the broadest selection in the industry.

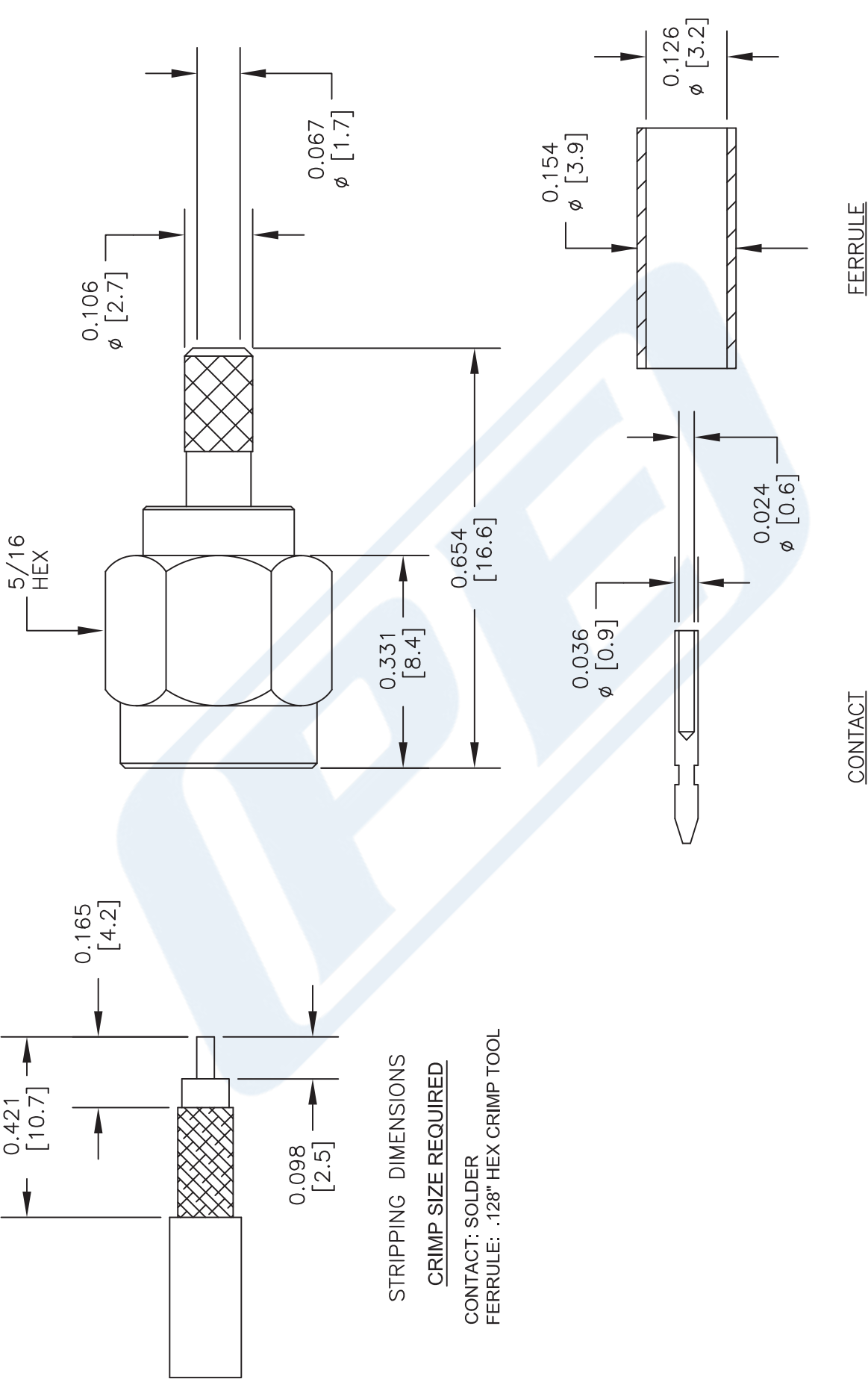
Click the following link (or enter part number in "SEARCH" on website) to obtain additional part information including price, inventory and certifications: [SMA Male Connector Crimp/Solder Attachment for RG174, RG316, RG188 Gold Plated PE45145](#)

URL: <https://www.pasternack.com/sma-male-rg174-rg316-rg188-connector-pe45145-p.aspx>

The information contained in this document is accurate to the best of our knowledge and representative of the part described herein. It may be necessary to make modifications to the part and/or the documentation of the part, in order to implement improvements. Pasternack reserves the right to make such changes as required. Unless otherwise stated, all specifications are nominal. Pasternack does not make any representation or warranty regarding the suitability of the part described herein for any particular purpose, and Pasternack does not assume any liability arising out of the use of any part or documentation.

# PE45145 CAD Drawing

SMA Male Connector Crimp/Solder Attachment for RG174, RG316, RG188 Gold Plated



NOTES:  
1. UNLESS OTHERWISE SPECIFIED ALL DIMENSIONS ARE NOMINAL.  
2. ALL SPECIFICATIONS ARE SUBJECT TO CHANGE WITHOUT NOTICE AT ANY TIME.  
3. DIMENSIONS ARE IN INCHES [mm].  
4. FITS MIL-C-17 AND EQUIVALENT CABLES.

DWG TITLE  
**PE45145**

FSCM NO. 53919

CAD FILE 012815

SCALE N/A

SIZE A

150

**PE PASTERNAK®**  
THE ENGINEER'S RF SOURCE  
Pasternack Enterprises, Inc.  
P.O. Box 16759 | Irvine | CA | 92623  
Phone: (949) 261-1920 | Fax: (949) 261-7451  
Website: www.pasternack.com | E-Mail: sales@pasternack.com

Flexible RG188 Coax Cable Single  
Shielded with White PTFE Jacket

RF Cables  
Technical Data Sheet

RG188A/U

**Configuration**

- Flexible Cable
- 1 Shield(s)

**Electrical Specifications**

| Description                          | Minimum | Typical | Maximum | Units |
|--------------------------------------|---------|---------|---------|-------|
| Frequency Range                      | DC      |         | 3       | GHz   |
| Impedance                            |         | 50      |         | Ohms  |
| Dielectric Withstanding Voltage (AC) |         |         | 2,000   | Vrms  |

**Performance by Frequency Band**

| Description      | F1    | F2 | F3 | F4 | F5 | Units    |
|------------------|-------|----|----|----|----|----------|
| Frequency        | 400   |    |    |    |    | MHz      |
| Attenuation, Typ | 20    |    |    |    |    | dB/100ft |
|                  | 65.62 |    |    |    |    | dB/100m  |

**Mechanical Specifications**

|          |                          |
|----------|--------------------------|
| Diameter | 0.11 in [2.79 mm]        |
| Weight   | 0.011 lbs/ft [0.02 Kg/m] |

**Construction Specifications**

| Description     | Material and Plating                         | Diameter           |
|-----------------|--|--------------------|
| Inner Conductor | Copper Clad Steel, Silver, 7 Strands         | 0.02 in [0.51 mm]  |
| Conductor Type  | Stranded                                     |                    |
| Dielectric      | PTFE   | 0.06 in [1.52 mm]  |
| First Shield    | Silver Plated Copper Braid<br>95.2% coverage | 0.081 in [2.06 mm] |

Click the following link (or enter part number in "SEARCH" on website) to obtain additional part information including price, inventory and certifications: [Flexible RG188 Coax Cable Single Shielded with White PTFE Jacket RG188A/U](#)

## Flexible RG188 Coax Cable Single Shielded with White PTFE Jacket

### RF Cables Technical Data Sheet

RG188A/U

|        |             |                   |
|--------|-------------|-------------------|
| Jacket | PTFE, White | 0.11 in [2.79 mm] |
|--------|-------------|-------------------|

#### Environmental Specifications

##### Temperature

Operating Range -55 to +250 deg C

**Compliance Certifications** (see [product page](#) for current document)

#### Plotted and Other Data

Notes:

Flexible RG188 Coax Cable Single Shielded with White PTFE Jacket from Pasternack Enterprises has same day shipment for domestic and International orders. Our RF, microwave and millimeter wave products maintain a 99.4% availability and are part of the broadest selection in the industry.

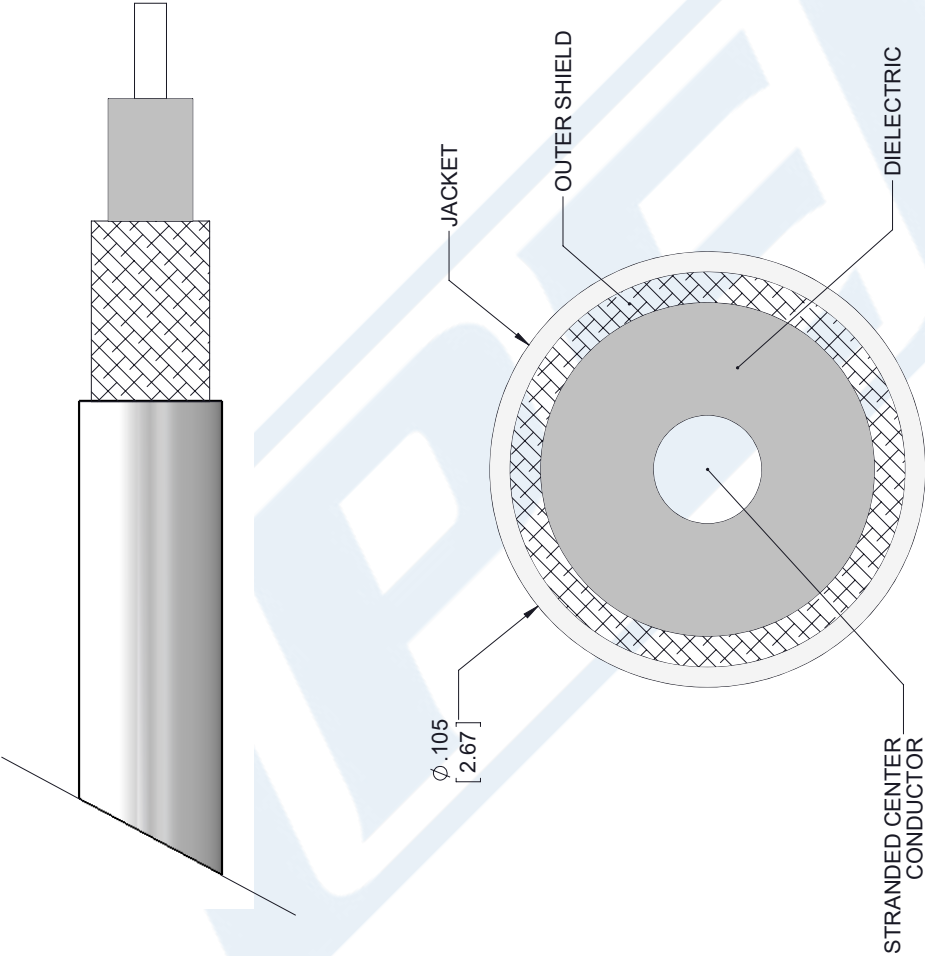
Click the following link (or enter part number in "SEARCH" on website) to obtain additional part information including price, inventory and certifications: [Flexible RG188 Coax Cable Single Shielded with White PTFE Jacket RG188A/U](#)

URL: <https://www.pasternack.com/50-ohm-flexible-rg188au-ptfe-jacket-silver-plated-copper-braid-outer-conductor-single-shielded-white-rg188a-u-p.aspx>

The information contained in this document is accurate to the best of our knowledge and representative of the part described herein. It may be necessary to make modifications to the part and/or the documentation of the part, in order to implement improvements. Pasternack reserves the right to make such changes as required. Unless otherwise stated, all specifications are nominal. Pasternack does not make any representation or warranty regarding the suitability of the part described herein for any particular purpose, and Pasternack does not assume any liability arising out of the use of any part or documentation.

RG188A/U CAD Drawing

Flexible RG188 Coax Cable Single Shielded with White PTFE Jacket



SECTION VIEW

STANDARD TOLERANCES

- .X ±0.2
- .XX ±0.01
- .XXX ±0.005

\*STANDARD TOLERANCES APPLY ONLY TO DIMENSIONS IN INCHES



Pasternack Enterprises, Inc.  
P.O. Box 16759 | Irvine | CA | 92623  
Phone: (949) 261-1920 | Fax: (949) 261-7451  
Website: [www.pasternack.com](http://www.pasternack.com) | E-Mail: [sales@pasternack.com](mailto:sales@pasternack.com)

DWG TITLE

RG188A/U

CAGE CODE 53919

NOTES:  
1. UNLESS OTHERWISE SPECIFIED ALL DIMENSIONS ARE NOMINAL.  
2. ALL SPECIFICATIONS ARE SUBJECT TO CHANGE WITHOUT NOTICE AT ANY TIME.  
3. DIMENSIONS ARE IN INCHES [mm].

CAD FILE 091817

SCALE N/A

SIZE A

7361