



TNC Male Connector Solder Attachment For PE-SR401AL, PE-SR401FL, RG401

TECHNICAL DATA SHEET

PE4909

TNC Male Connector Solder Attachment For PE-SR401AL, PE-SR401FL, RG401

Configuration

Connector	TNC Male
Connector Specification	MIL-C-39012
Connector Interface Type	PE-SR401AL, PE-SR401FL, RG401
Cable Attachment Method (Shield/Contact)	Solder/Solder
Body Style	Straight

Electrical Specifications

Impedance, Ohms	50
-----------------	----

Mechanical Specifications

Temperature

Operating Range, deg C	-65 to +165
------------------------	-------------

Size

Length, in [mm]	0.9 [22.86]
Width/Dia., in [mm]	0.59 [14.99]
Weight, lbs [g]	0.034 [15.42]

Connector

Type	TNC Male
Contact Material and Plating	Gold
Contact Plating Specification	MIL-G-45204
Coupling Nut Material and Plating	Brass, Nickel
Body Material and Plating	Brass, Gold
Body Plating Specification	MIL-G-45204
Dielectric Type	Teflon

Compliance Certifications (visit www.Pasternack.com for current document)

RoHS Compliant	Yes
----------------	-----

Click the following link (or enter part number in "SEARCH" on website) to obtain additional part information including price, inventory and certifications: [TNC Male Connector Solder Attachment For PE-SR401AL, PE-SR401FL, RG401 PE4909](#)

The information contained in this document is accurate to the best of our knowledge and representative of the part described herein. It may be necessary to make modifications to the part and/or the documentation of the part, in order to implement improvements. Pasternack reserves the right to make such changes as required. Unless otherwise stated, all specifications are nominal.



TNC Male Connector Solder Attachment For
PE-SR401AL, PE-SR401FL, RG401

TECHNICAL DATA SHEET

PE4909

Plotted and Other Data

Notes:

Values at 25 °C, sea level

TNC Male Connector Solder Attachment For PE-SR401AL, PE-SR401FL, RG401 from Pasternack Enterprises has same day shipment for domestic and International orders. Our RF, microwave and fiber optic products maintain a 99% availability and are part of the broadest selection in the industry.

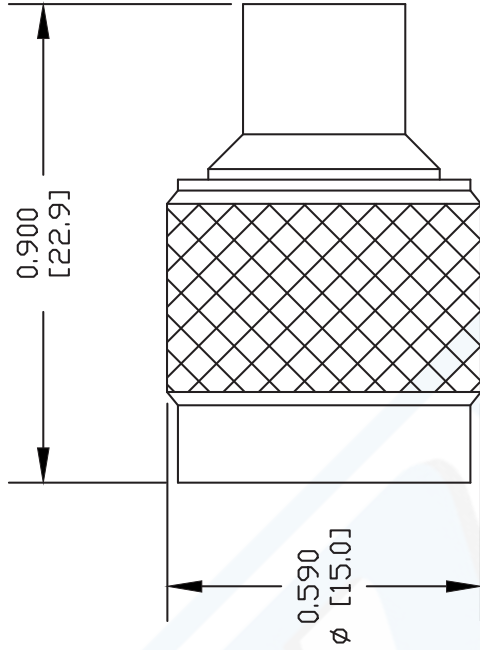
Click the following link (or enter part number in "SEARCH" on website) to obtain additional part information including price, inventory and certifications: [TNC Male Connector Solder Attachment For PE-SR401AL, PE-SR401FL, RG401 PE4909](http://www.pasternack.com/tnc-male-standard-pe-sr401al-pe-sr401fl-rg401-connector-pe4909-p.aspx)

URL: <http://www.pasternack.com/tnc-male-standard-pe-sr401al-pe-sr401fl-rg401-connector-pe4909-p.aspx>

The information contained in this document is accurate to the best of our knowledge and representative of the part described herein. It may be necessary to make modifications to the part and/or the documentation of the part, in order to implement improvements. Pasternack reserves the right to make such changes as required. Unless otherwise stated, all specifications are nominal.

PE4909 CAD Drawing

TNC Male Connector Solder Attachment For PE-SR401AL, PE-SR401FL, RG401



STRIPPING DIMENSIONS

ASSEMBLY PROCEDURES

1. STRIP CABLE AS SHOWN DO NOT NICK CENTER CONDUCTOR.
2. SOLDER CONTACT TO CENTER CONDUCTOR.
3. INSERT CABLE INTO BODY UNTIL OUTER CONDUCTOR BOTTOMS OUT WITH BODY SHOULDER. SOLDER OUTER CONDUCTOR TO BODY.

NOTES:
 1. UNLESS OTHERWISE SPECIFIED ALL DIMENSIONS ARE NOMINAL.
 2. ALL SPECIFICATIONS ARE SUBJECT TO CHANGE WITHOUT NOTICE AT ANY TIME.
 3. DIMENSIONS ARE IN INCHES [mm].
 4. FITS MIL-C-17 AND EQUIVALENT CABLES.

DWG TITLE

PE4909

FSCM NO. 53919

CAD FILE

062402

SCALE N/A

SIZE A

XXX



PASTERNAK®
 Pasternack Enterprises, Inc.
 P.O. Box 16759 | Irvine | CA | 92623
Phone: (949) 261-1920 | **Fax:** (949) 261-7451
Website: www.pasternack.com | **E-Mail:** sales@pasternack.com



SMA Female Bulkhead Mount Connector Solder Attachment for PE-SR401AL, PE-SR401FL, RG401, .235 inch D Hole

RF Connectors Technical Data Sheet

PE4931

Configuration

- SMA Female Connector
- 50 Ohms
- Straight Body Geometry
- PE-SR401AL, PE-SR401FL, RG401 Interface Type
- Solder/Solder Attachment
- Bulkhead

Features

- Gold Plated Contact

Applications

- General Purpose Test
- Rack and Panel Mount Applications
- Custom Cable Assemblies

Description

Pasternack's PE4931 SMA female bulkhead connector with solder/solder attachment for PE-SR401AL, PE-SR401FL and RG401 (.235 inch D hole) is part of our full line of RF components available for same-day shipping. This SMA bulkhead connector allows designers to create external connections on their product enclosures, and can be used in a variety of other rack mount and panel mount applications.

Our SMA female bulkhead connector PE4931 datasheet specifications and drawing with dimensions are shown below in this PDF. Pasternack's broad catalog of RF, microwave and millimeter wave connectors allows designers to configure and customize their signal connections however they like. Whether the need is to provide an I/O for a board design, or simply create a custom cable assembly configuration, Pasternack has the right connector for the job. Pasternack can also expertly build your custom cable assemblies for you and ship same-day.

Mechanical Specifications

Size

Length	1.01 in [25.65 mm]
Width/Dia.	0.438 in [11.13 mm]
Weight	0.015 lbs [6.8 g]

Material Specifications

Description	Material	Plating
Contact		Gold
Insulation	PTFE	
Body	Brass	Gold

Click the following link (or enter part number in "SEARCH" on website) to obtain additional part information including price, inventory and certifications: [SMA Female Bulkhead Mount Connector Solder Attachment for PE-SR401AL, PE-SR401FL, RG401, .235 inch D Hole PE4931](#)



SMA Female Bulkhead Mount Connector Solder Attachment for PE-SR401AL, PE-SR401FL, RG401, .235 inch D Hole

RF Connectors Technical Data Sheet

PE4931

Compliance Certifications (see [product page](#) for current document)

Plotted and Other Data

Notes:

SMA Female Bulkhead Mount Connector Solder Attachment for PE-SR401AL, PE-SR401FL, RG401, .235 inch D Hole from Pasternack Enterprises has same day shipment for domestic and International orders. Our RF, microwave and millimeter wave products maintain a 99% availability and are part of the broadest selection in the industry.

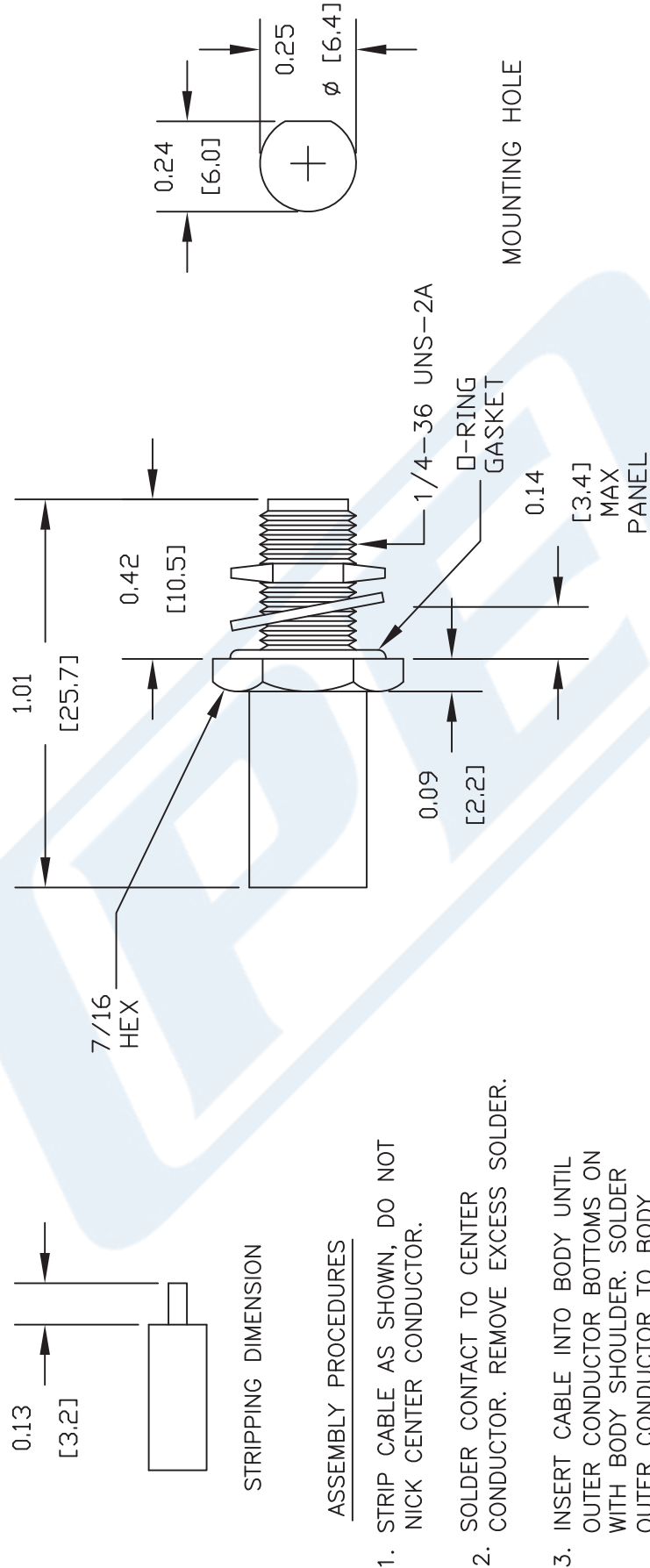
Click the following link (or enter part number in "SEARCH" on website) to obtain additional part information including price, inventory and certifications: [SMA Female Bulkhead Mount Connector Solder Attachment for PE-SR401AL, PE-SR401FL, RG401, .235 inch D Hole PE4931](#)

URL: <https://www.pasternack.com/sma-female-standard-pe-sr401al-pe-sr401fl-rg401-connector-pe4931-p.aspx>

The information contained in this document is accurate to the best of our knowledge and representative of the part described herein. It may be necessary to make modifications to the part and/or the documentation of the part, in order to implement improvements. Pasternack reserves the right to make such changes as required. Unless otherwise stated, all specifications are nominal. Pasternack does not make any representation or warranty regarding the suitability of the part described herein for any particular purpose, and Pasternack does not assume any liability arising out of the use of any part or documentation.

PE4931 CAD Drawing

SMA Female Bulkhead Mount Connector Solder Attachment for PE-SR401AL, PE-SR401FL, RG401, .235 inch D Hole



NOTES:
1. UNLESS OTHERWISE SPECIFIED ALL DIMENSIONS ARE NOMINAL.
2. ALL SPECIFICATIONS ARE SUBJECT TO CHANGE WITHOUT NOTICE AT ANY TIME.
3. DIMENSIONS ARE IN INCHES [mm].
4. FITS MIL-C-17 AND EQUIVALENT CABLES.

DWG TITLE
PE4931

PASTERNAK®
Pasternack Enterprises, Inc.
P.O. Box 16759 | Irvine | CA | 92623
Phone: (949) 261-1920 | Fax: (949) 261-7451
Website: www.pasternack.com | E-Mail: sales@pasternack.com

REV. A
FSCM NO. 53919

CAD FILE
051311

SCALE
N/A

SIZE
A

2231



Formable 250 Semi-rigid Coax Cable with Tinned Copper Braid Outer Conductor

RF Cables Technical Data Sheet

PE-SR401FL

Configuration

- Formable Cable
- 1 Shield(s)

Electrical Specifications

Description	Minimum	Typical	Maximum	Units
Frequency Range	DC		18	GHz
Impedance		50		Ohms
Velocity of Propagation		69.5		%
Shielding Effectiveness	100			dB
Inner Conductor DC Resistance			2.5	Ohms/1000ft
Outer Conductor DC Resistance			8	Ohms/1000ft
Nominal Capacitance		29.6 [97.11]		pF/ft [pF/m]

Performance by Frequency Band

Description	F1	F2	F3	F4	F5	Units
Frequency	0.5	1	5	10	18	GHz
Attenuation, Typ	4.4	6.8	19	28	41	dB/100ft
	14.44	22.31	62.34	91.86	134.51	dB/100m

Electrical Specification Notes:
5,600 VRMS @ 60Hz

Mechanical Specifications

Min. Bend Radius (Installation) 0.75 in [19.05 mm]

Construction Specifications

Description	Material and Plating	Diameter
Inner Conductor	Copper, Silver, 1 Strands	0.065 in [1.65 mm]
Conductor Type	Solid	
Dielectric	PTFE	0.21 in [5.33 mm]
Outer Conductor	Tinned Copper Braid	0.25 in [6.35 mm]

Click the following link (or enter part number in "SEARCH" on website) to obtain additional part information including price, inventory and certifications: [Formable 250 Semi-rigid Coax Cable with Tinned Copper Braid Outer Conductor PE-SR401FL](#)



Formable 250 Semi-rigid Coax Cable with Tinned Copper Braid Outer Conductor

RF Cables Technical Data Sheet

PE-SR401FL

Environmental Specifications

Temperature

Operating Range

-55 to +125 deg C

Compliance Certifications (see [product page](#) for current document)

Plotted and Other Data

Notes:

Formable 250 Semi-rigid Coax Cable with Tinned Copper Braid Outer Conductor from Pasternack Enterprises has same day shipment for domestic and International orders. Our RF, microwave and millimeter wave products maintain a 99.4% availability and are part of the broadest selection in the industry.

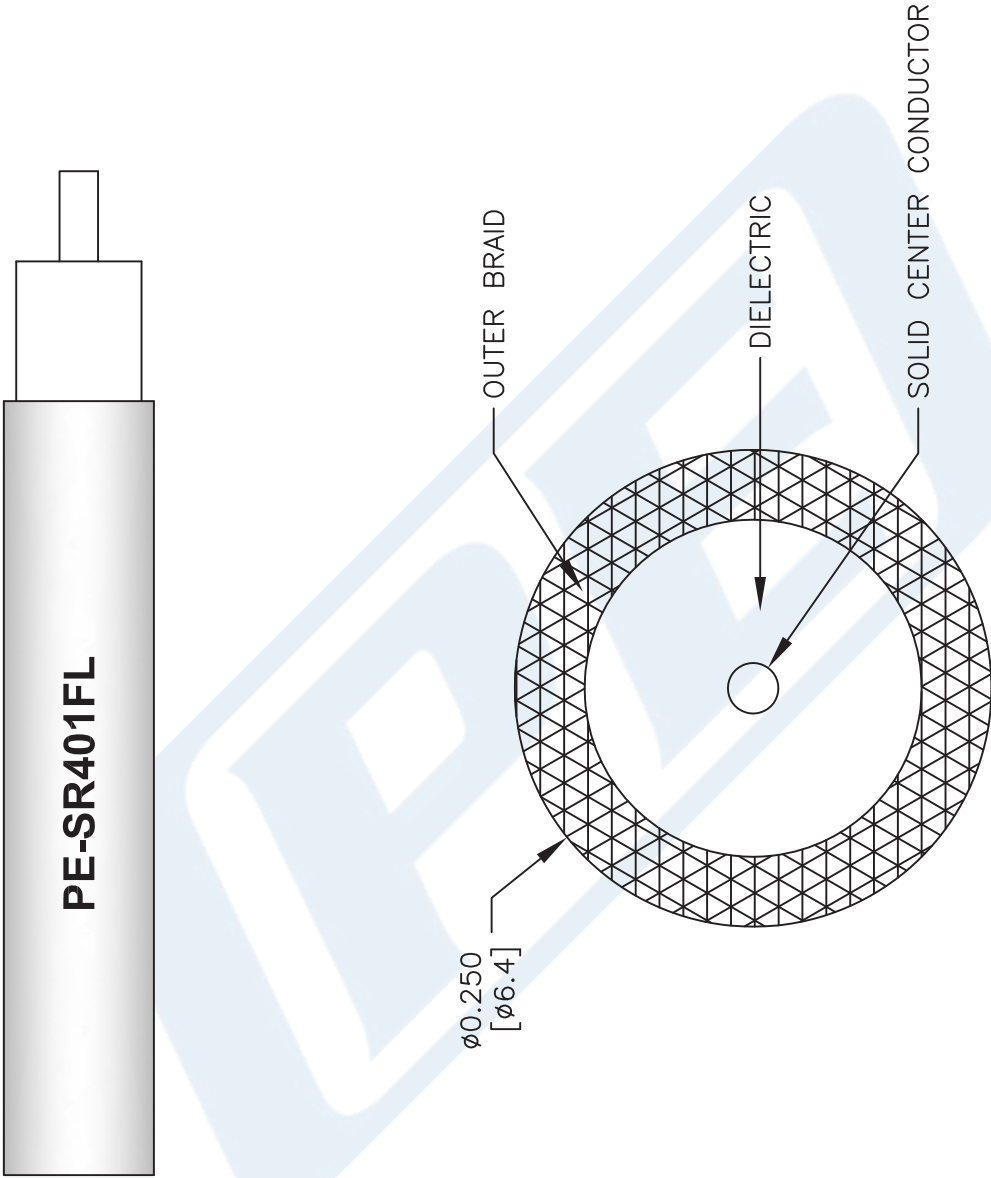
Click the following link (or enter part number in "SEARCH" on website) to obtain additional part information including price, inventory and certifications: [Formable 250 Semi-rigid Coax Cable with Tinned Copper Braid Outer Conductor PE-SR401FL](#)

URL: <https://www.pasternack.com/formable-0.250-semirigid-replacement-50-ohm-coax-cable-tinned-braid-pe-sr401fl-p.aspx>

The information contained in this document is accurate to the best of our knowledge and representative of the part described herein. It may be necessary to make modifications to the part and/or the documentation of the part, in order to implement improvements. Pasternack reserves the right to make such changes as required. Unless otherwise stated, all specifications are nominal. Pasternack does not make any representation or warranty regarding the suitability of the part described herein for any particular purpose, and Pasternack does not assume any liability arising out of the use of any part or documentation.

PE-SR401FL CAD Drawing

Formable 250 Semi-rigid Coax Cable with Tinned Copper Braid Outer Conductor



NOTES:
1. UNLESS OTHERWISE SPECIFIED ALL DIMENSIONS ARE NOMINAL.
2. ALL SPECIFICATIONS ARE SUBJECT TO CHANGE WITHOUT NOTICE AT ANY TIME.
3. DIMENSIONS ARE IN INCHES [mm].

DWG TITLE
PE-SR401FL

FSCM NO. 53919

CAD FILE 111716

SCALE N/A

SIZE A

41742

PE PASTERNAK®
THE ENGINEER'S RF SOURCE

Pasternack Enterprises, Inc.
P.O. Box 16759 | Irvine | CA | 92623
Phone: (949) 261-1920 | Fax: (949) 261-7451
Website: www.pasternack.com | E-Mail: sales@pasternack.com