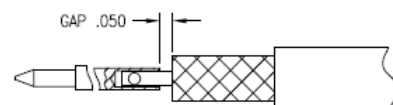
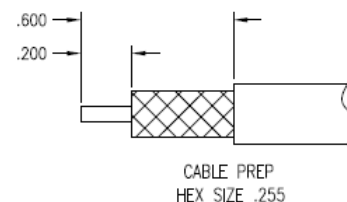
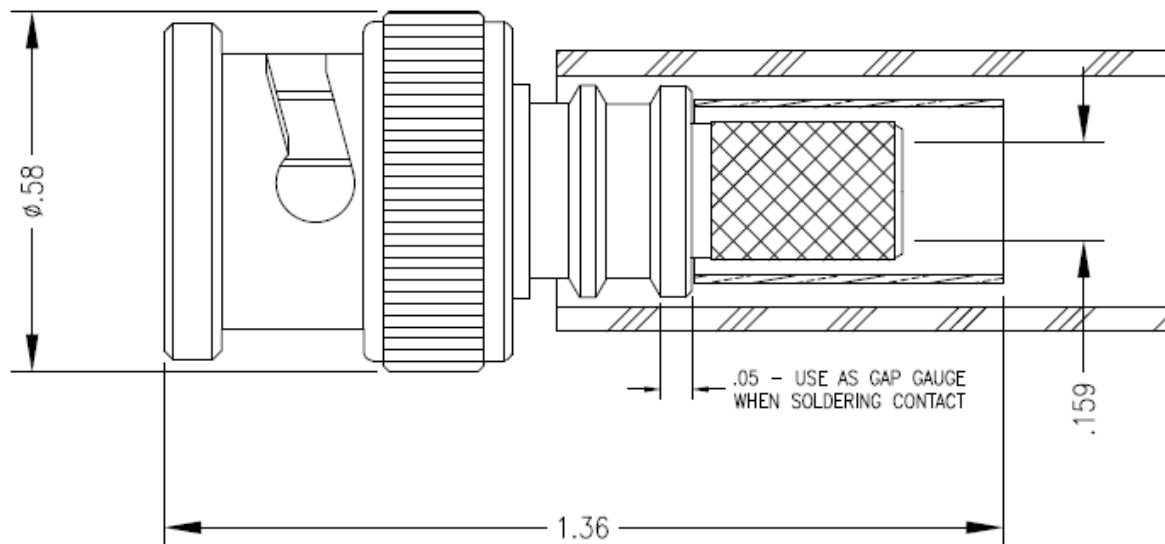


NOTICE OF PROPRIETARY RIGHTS THIS DOCUMENT CONTAINS CONFIDENTIAL TECHNICAL DATA, INCLUDING TRADE SECRETS, PROPRIETARY TO TIMES MICROWAVE SYSTEMS. DISCLOSURE OF THIS DATA IS EXPRESSLY CONDITIONED UPON YOUR ASSENT THAT ITS USE IS LIMITED TO USE WITHIN YOUR COMPANY ONLY. ANY OTHER USE IS STRICTLY PROHIBITED WITHOUT THE PRIOR WRITTEN CONSENT OF TIMES MICROWAVE SYSTEMS.

SYM	REVISION DESCRIPTION	DFTM	DATE	APPD	DATE
A	RELEASED FOR PRODUCTION	N.N.N	9/30/13	J.D.B.	10/11/13



BODY	CONTACT
ALBALOY	GOLD/NI

- | | | |
|--|--|-------------------------------|
| 1.0 PERFORMANCE | 2.0 MATERIALS | |
| 1.1 FREQUENCY RANGE: DC-4 GHz | 2.1 DIELECTRIC: PTFE | |
| 1.2 NOMINAL IMPEDANCE: 50 OHMS | 2.2 CONTACT: BRASS | |
| 1.3 DWV: 500 VRMS @ 60 Hz (SEA LEVEL) | 2.3 SPRING WASHER: BERYLLIUM COPPER | 3.0 FINISHES: SEE TABLE |
| 1.4 TEMPERATURE RANGE: -65°C TO +165°C | 2.4 CRIMP FERRULE: SOFT COPPER | |
| | 2.5 OTHER METAL PARTS: BRASS | 4.0 MECHANICAL |
| | 2.6 GASKET: SILICONE RUBBER | 4.1 INTERFACE PER MIL-STD-348 |
| | 2.7 HEAT SHRINK: POLYOLEFIN THICK WALL | |

MATL:		UNLESS OTHERWISE SPECIFIED ALL DIMENSIONS ARE IN INCHES MACHINED SURFACES FINISH 63 RMS MAX. REMOVE ALL BURRS .004 MAX. BREAK MACHINE CORNERS .005 MAX. FILLET R. TOLERANCES ON DECIMALS .XX ± .01 .XXX ± .005 ANGLES ± 1° FRACTIONS ± 1/64		DFTM. N. N. N	TIMES MICROWAVE SYSTEMS		
				DATE 9/30/13			
USED ON: B				CHKD. J. D. B.	TC-240-BM-X CONNECTOR ASSEMBLY BNCM for LMR-240		
				DATE 10/11/13			
				APPD. J. D. B.			
SCALE: NONE	DWG. SIZE A	DO NOT SCALE DRAWING	CODE IDENT 68999	DATE 10/11/13	SHEET 1 of 1	SD3190-2890	REV A



BNC Male Right Angle Connector Crimp/Solder
Attachment for PE-C240, RG8X, 0.240 inch, LMR-
240, LMR-240-DB, LMR-240-UF, B7808A

RF Connectors Technical Data Sheet

PE44641

Configuration

- BNC Male Connector
- 50 Ohms
- Right Angle Body Geometry
- PE-C240, RG8X, 0.240 inch, LMR-240, LMR-240-DB, LMR-240-UF, B7808A Interface Type
- Crimp/Solder Attachment

Features

- Max. Operating Frequency 4 GHz
- Gold Plated Brass Contact

Applications

- General Purpose Test
- Custom Cable Assemblies

Description

Pasternack's PE44641 BNC male right angle connector with crimp/solder attachment for PE-C240, RG8X, 0.240 inch, LMR-240, LMR-240-DB, LMR-240-UF and B7808A is part of our full line of RF components available for same-day shipping. Our BNC male connector operates up to a maximum frequency of 4 GHz. Its right angle body geometry allows for easier connections in tight spaces.

Our BNC male right angle connector PE44641 datasheet specifications and drawing with dimensions are shown below in this PDF. Pasternack's broad catalog of RF, microwave and millimeter wave connectors allows designers to configure and customize their signal connections however they like. Whether the need is to provide an I/O for a board design, or simply create a custom cable assembly configuration, Pasternack has the right connector for the job. Pasternack can also expertly build your custom cable assemblies for you and ship same-day.

Electrical Specifications

Description	Minimum	Typical	Maximum	Units
Frequency Range	DC		4	GHz

Mechanical Specifications

Size	
Length	1.103 in [28.02 mm]
Width/Dia.	0.571 in [14.50 mm]
Height	1.052 in [26.72 mm]
Weight	0.047 lbs [21.32 g]

Click the following link (or enter part number in "SEARCH" on website) to obtain additional part information including price, inventory and certifications: [BNC Male Right Angle Connector Crimp/Solder Attachment for PE-C240, RG8X, 0.240 inch, LMR-240, LMR-240-DB, LMR-240-UF, B7808A PE44641](#)



BNC Male Right Angle Connector Crimp/Solder
Attachment for PE-C240, RG8X, 0.240 inch, LMR-
240, LMR-240-DB, LMR-240-UF, B7808A

RF Connectors Technical Data Sheet

PE44641

Material Specifications

Description	Material	Plating
Contact	Brass	Gold
Insulation	PTFE	
Body	Brass	Nickel
Coupling Nut	Brass	Nickel

Environmental Specifications

Temperature

Operating Range

-40 to +85 deg C

Compliance Certifications (see [product page](#) for current document)

Plotted and Other Data

Notes:

BNC Male Right Angle Connector Crimp/Solder Attachment for PE-C240, RG8X, 0.240 inch, LMR-240, LMR-240-DB, LMR-240-UF, B7808A from Pasternack Enterprises has same day shipment for domestic and International orders. Our RF, microwave and millimeter wave products maintain a 99% availability and are part of the broadest selection in the industry.

Click the following link (or enter part number in "SEARCH" on website) to obtain additional part information including price, inventory and certifications: [BNC Male Right Angle Connector Crimp/Solder Attachment for PE-C240, RG8X, 0.240 inch, LMR-240, LMR-240-DB, LMR-240-UF, B7808A PE44641](#)

URL: <https://www.pasternack.com/bnc-male-standard-rg8x-pe-c240-0.240-connector-pe44641-p.aspx>

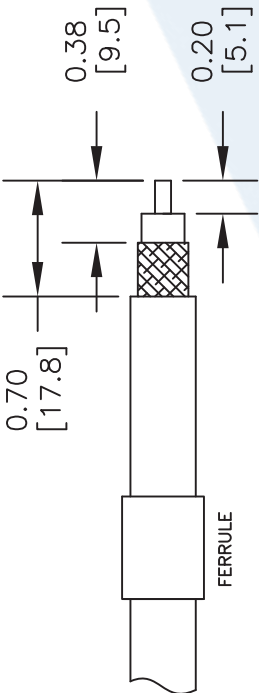
The information contained in this document is accurate to the best of our knowledge and representative of the part described herein. It may be necessary to make modifications to the part and/or the documentation of the part, in order to implement improvements. Pasternack reserves the right to make such changes as required. Unless otherwise stated, all specifications are nominal. Pasternack does not make any representation or warranty regarding the suitability of the part described herein for any particular purpose, and Pasternack does not assume any liability arising out of the use of any part or documentation.

PE44641 CAD Drawing

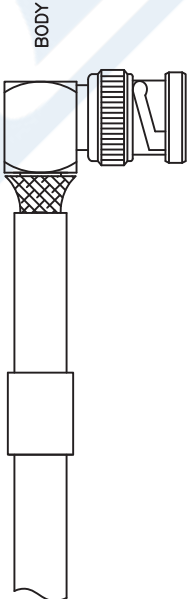
BNC Male Right Angle Connector Crimp/Solder Attachment for PE-C240,
RG8X, 0.240 inch, LMR-240, LMR-240-DB, LMR-240-UF, B7808A

ASSEMBLY PROCEDURES

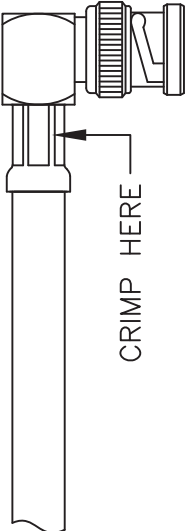
1. STRIP CABLE AS SHOWN. SLIDE FERRULE OVER CABLE.



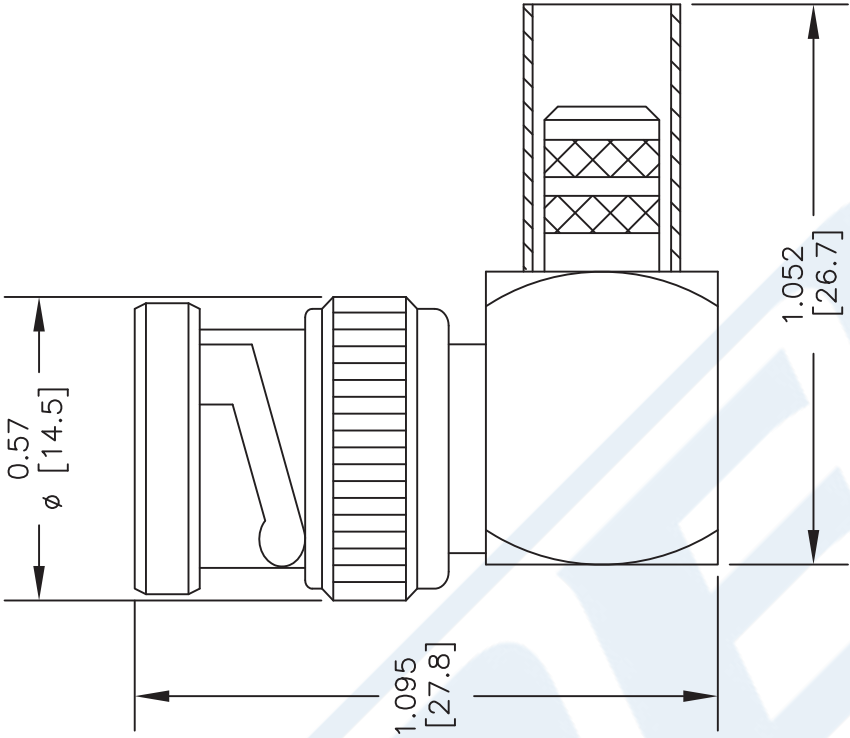
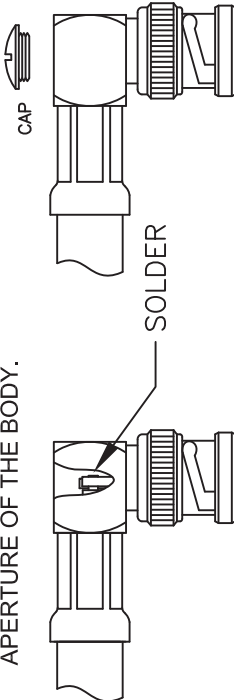
2. FLAIR BRAID AND INSERT THE STRIPPED CABLE INTO BODY AND POSITION THE CENTER CONDUCTOR IN THE SLOT OF THE CENTER PIN.



3. SLIDE FERRULE OVER BRAID UP TO THE CONNECTOR BODY AND CRIMP AS CLOSE TO THE CONNECTOR BODY AS POSSIBLE USING A .255" HEX CRIMP TOOL.



4. SOLDER THE CENTER CONDUCTOR OF THE CABLE TO THE CENTER PIN. TIGHTEN DOWN THE CAP INTO THE REAR APERTURE OF THE BODY.



NOTES:
1. UNLESS OTHERWISE SPECIFIED ALL DIMENSIONS ARE NOMINAL.
2. ALL SPECIFICATIONS ARE SUBJECT TO CHANGE WITHOUT NOTICE AT ANY TIME.
3. DIMENSIONS ARE IN INCHES [mm].
4. FITS MIL-C-17 AND EQUIVALENT CABLES.

DWG TITLE

PE44641

REV. B

FSCM NO. 53919

CAD FILE 071612

SCALE N/A

SIZE A

2233

PASTERNAK ENTERPRISES, INC.

P.O. BOX 16759, IRVINE, CA 92623

PHONE (949) 261-1920 FAX (949) 261-7451

WEB ADDRESS: www.pasternack.com

E-MAIL ADDRESS: sales@pasternack.com

COAXIAL & FIBER OPTICS



PASTERNAK ENTERPRISES®
ESTABLISHED 1972

Low Loss Flexible RG8X Type Coax Cable
Double Shielded with Black PE Jacket

TECHNICAL DATA SHEET

PE-C240

Low Loss Flexible RG8X Type Coax Cable Double Shielded with Black PE Jacket

Configuration

Cable Design	Low Loss
Inner Conductor Material and Plating	Copper
Dielectric Type	PE (F)
Shield Materials	Aluminum Tape, Tinned Copper Braid
Jacket Material and Color	PE, Black

Electrical Specifications

Impedance, Ohms	50
Velocity of Propagation, %	84
Maximum Operating Frequency, GHz	5.8
RF Shielding, dB	90
Capacitance, pF/ft [pF/m]	24.2 [79.4]

Electrical Specifications by Frequency

Frequency 1

Frequency, MHz	150
Attenuation, dB/100ft [dB/100m]	3.4 [11.15]
Power Handling, Watts	660

Frequency 2

Frequency, MHz	450
Attenuation, dB/100ft [dB/100m]	5.95 [19.52]
Power Handling, Watts	380

Frequency 3

Frequency, MHz	900
Attenuation, dB/100ft [dB/100m]	8.58 [28.15]
Power Handling, Watts	260

Frequency 4

Frequency, GHz	1.5
Attenuation, dB/100ft [dB/100m]	11.18 [36.68]
Power Handling, Watts	200

Frequency 5

Frequency, GHz	2
Attenuation, dB/100ft [dB/100m]	13 [42.65]
Power Handling, Watts	170

Click the following link (or enter part number in "SEARCH" on website) to obtain additional part information including price, inventory and certifications: [Low Loss Flexible RG8X Type Coax Cable Double Shielded with Black PE Jacket PE-C240](#)

The information contained in this document is accurate to the best of our knowledge and representative of the part described herein. It may be necessary to make modifications to the part and/or the documentation of the part, in order to implement improvements. Pasternack reserves the right to make such changes as required. Unless otherwise stated, all specifications are nominal.

Low Loss Flexible RG8X Type Coax Cable
Double Shielded with Black PE Jacket

TECHNICAL DATA SHEET

PE-C240

Frequency 6

Frequency, GHz	2.5
Attenuation, dB/100ft [dB/100m]	14.55 [47.74]
Power Handling, Watts	150

Frequency 7

Frequency, GHz	5.8
Attenuation, dB/100ft [dB/100m]	23 [75.46]
Power Handling, Watts	100

Mechanical Specifications

Temperature

Operating Range, deg C	-40 to +85
Storage Range, deg C	-40 to +85

Inner Conductor

Number of Strands	1
Material	Copper
Diameter, in [mm]	0.057 [1.45]

Dielectric:

Type	PE (F)
Diameter, in [mm]	0.15 [3.81]

Shield:

Number of	2
Material 1	Aluminum Tape
Material 2	Tinned Copper Braid
Diameter, in [mm]	0.178 [4.52]

Jacket:

Material	PE
Diameter, in [mm]	0.24 [6.1]
Color	Black
One Time Minimum Bend Radius, in [mm]	0.752 [19.1]
Repeated Minimum Bend Radius, in [mm]	2.5 [63.5]
Weight, lbs/ft [Kg/m]	0.033 [0.05]

Compliance Certifications (visit www.Pasternack.com for current document)

RoHS Compliant	Yes
----------------	-----

Click the following link (or enter part number in "SEARCH" on website) to obtain additional part information including price, inventory and certifications: [Low Loss Flexible RG8X Type Coax Cable Double Shielded with Black PE Jacket PE-C240](#)

The information contained in this document is accurate to the best of our knowledge and representative of the part described herein. It may be necessary to make modifications to the part and/or the documentation of the part, in order to implement improvements. Pasternack reserves the right to make such changes as required. Unless otherwise stated, all specifications are nominal.

Low Loss Flexible RG8X Type Coax Cable
Double Shielded with Black PE Jacket

TECHNICAL DATA SHEET

PE-C240

Plotted and Other Data

Notes:

Values at 25 °C, sea level

Low Loss Flexible RG8X Type Coax Cable Double Shielded with Black PE Jacket from Pasternack Enterprises has same day shipment for domestic and International orders. Our RF, microwave and fiber optic products maintain a 99% availability and are part of the broadest selection in the industry.

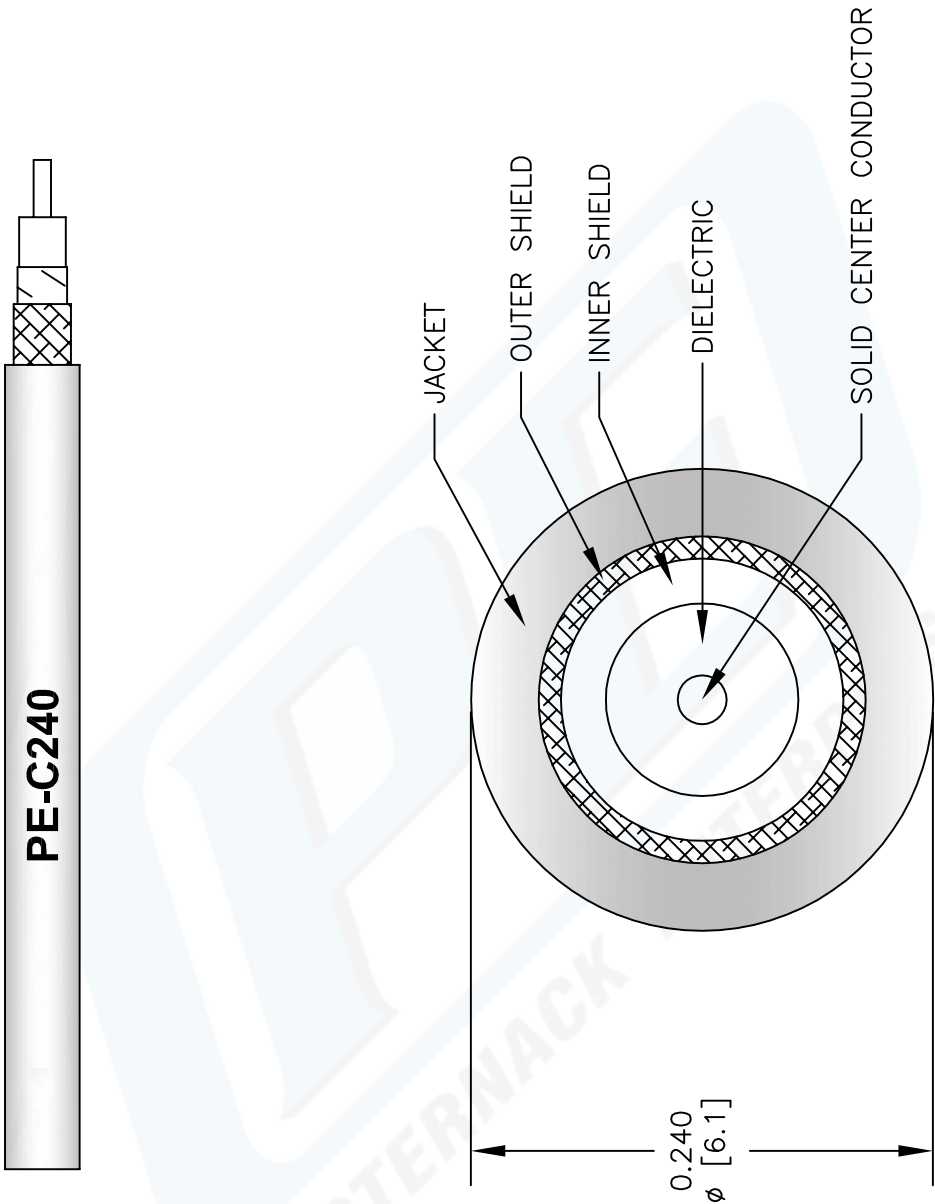
Click the following link (or enter part number in "SEARCH" on website) to obtain additional part information including price, inventory and certifications: [Low Loss Flexible RG8X Type Coax Cable Double Shielded with Black PE Jacket PE-C240](#)

URL: <http://www.pasternack.com/flexible-0.240-50-ohm-coax-cable-pe-jacket-pe-c240-p.aspx>

The information contained in this document is accurate to the best of our knowledge and representative of the part described herein. It may be necessary to make modifications to the part and/or the documentation of the part, in order to implement improvements. Pasternack reserves the right to make such changes as required. Unless otherwise stated, all specifications are nominal.

PE-C240 CAD Drawing

Low Loss Flexible RG8X Type Coax Cable Double Shielded with Black PE Jacket



NOTES:
1. UNLESS OTHERWISE SPECIFIED ALL DIMENSIONS ARE NOMINAL.
2. ALL SPECIFICATIONS ARE SUBJECT TO CHANGE WITHOUT NOTICE AT ANY TIME.
3. DIMENSIONS ARE IN INCHES [mm].

DWG TITLE
PE-C240

REV. B FSCM NO. 53919

147

SIZE A

SCALE N/A

CAD FILE 050709

PASTERNACK®

Pasternack Enterprises, Inc.
P.O. Box 16759 | Irvine | CA | 92623
Phone: (949) 261-1920 | Fax: (949) 261-7451
Website: www.pasternack.com | E-Mail: sales@pasternack.com