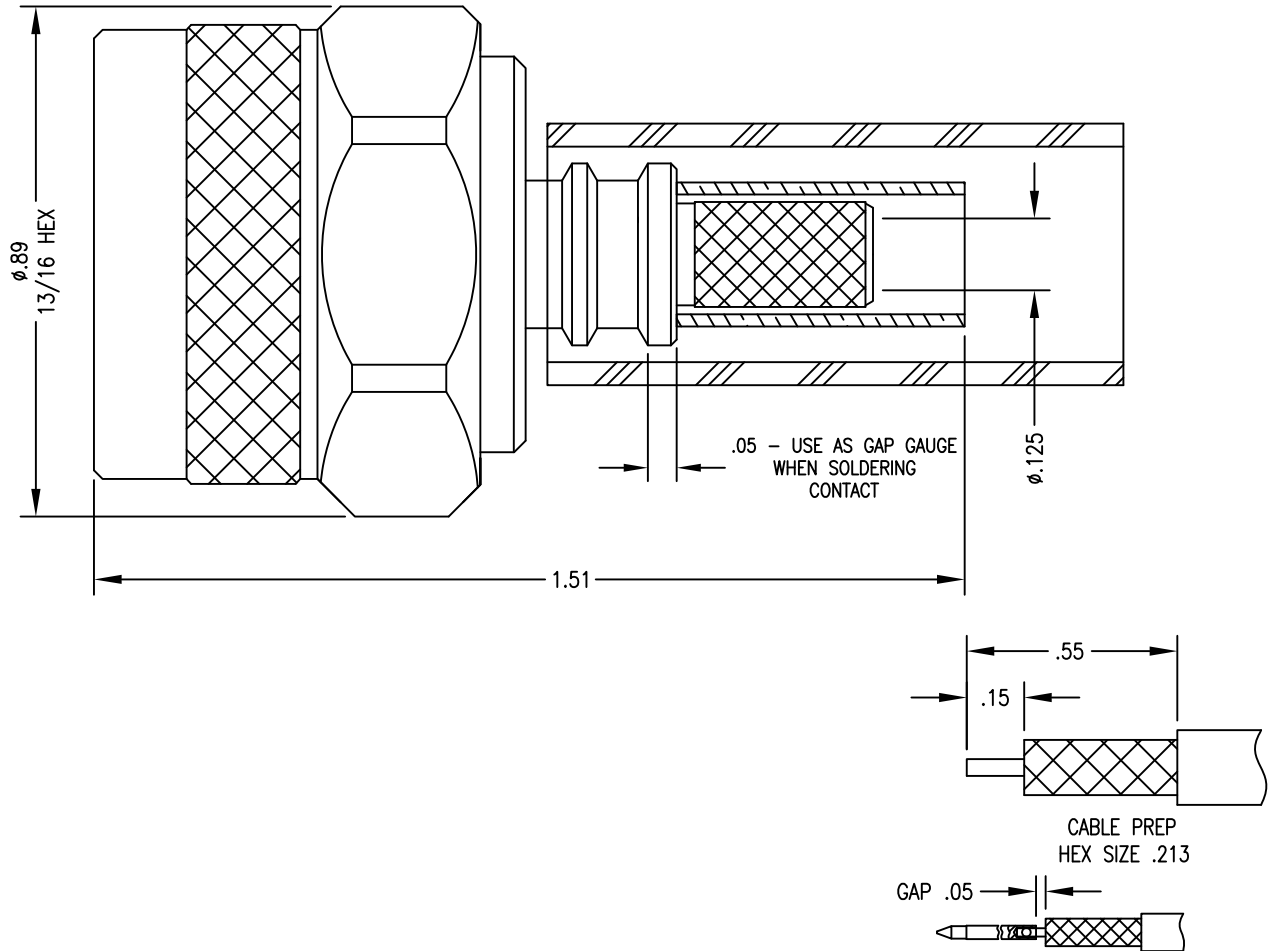


NOTICE OF PROPRIETARY RIGHTS THIS DOCUMENT CONTAINS CONFIDENTIAL TECHNICAL DATA, INCLUDING TRADE SECRETS, PROPRIETARY TO TIMES MICROWAVE SYSTEMS. DISCLOSURE OF THIS DATA IS EXPRESSLY CONDITIONED UPON YOUR ASSENT THAT ITS USE IS LIMITED TO USE WITHIN YOUR COMPANY ONLY. ANY OTHER USE IS STRICTLY PROHIBITED WITHOUT THE PRIOR WRITTEN CONSENT OF TIMES MICROWAVE SYSTEMS.

SYM	REVISION DESCRIPTION	DFTM	DATE	APPD	DATE
A	RELEASED FOR PRODUCTION	N.N.N	2/13/14	J.D.B.	2/14/14
B	CHANGED PER CDC #40047	N.N.N	6/6/14	J.D.B.	6/6/14



1.0 PERFORMANCE

- 1.1 FREQUENCY RANGE: DC-6 GHz
- 1.2 NOMINAL IMPEDANCE: 50 OHMS
- 1.3 DWV: 1,000 VRMS @ 60 Hz (SEA LEVEL)
- 1.4 TEMPERATURE RANGE: -65°C TO +165°C

2.0 MATERIALS

- 2.1 DIELECTRIC: PTFE
- 2.2 CONTACT: BRASS
- 2.3 LOCKING RING: PHOSPHOR BRONZE
- 2.4 CRIMP FERRULE: SOFT COPPER
- 2.5 OTHER METAL PARTS: BRASS
- 2.6 GASKET: SILICONE RUBBER
- 2.7 HEAT SHRINK: POLYOLEFIN THICK WALL

3.0 FINISHES: SEE TABLE

4.0 MECHANICAL

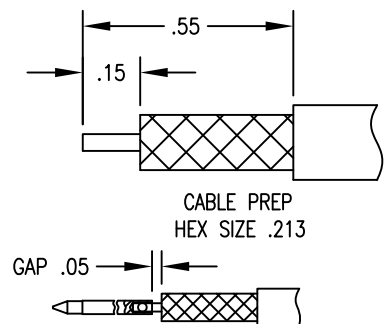
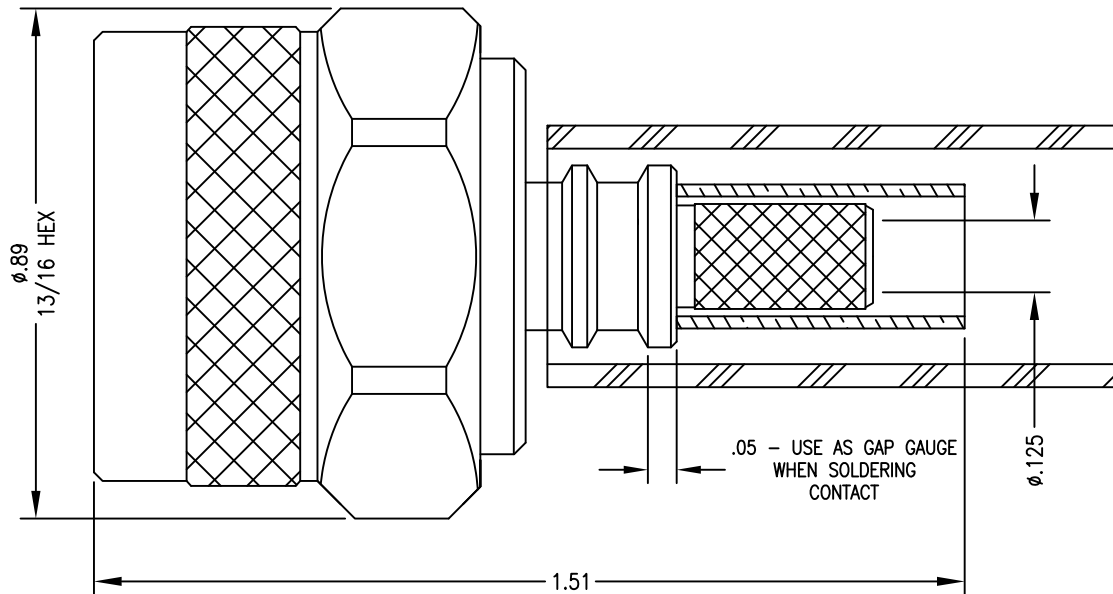
- 4.1 INTERFACE PER MIL-STD-348

BODY	CONTACT
ALBALOY	GOLD/NI

MATL:		UNLESS OTHERWISE SPECIFIED ALL DIMENSIONS ARE IN INCHES MACHINED SURFACES FINISH N/A RMS MAX. REMOVE ALL BURRS .005 MAX. BREAK MACHINE CORNERS .005 MAX. FILLET R. TOLERANCES ON DECIMALS .XX ± .03 .XXX ± .005 ANGLES ± 1° FRACTIONS ± 1/32		DFTM.	TIMES MICROWAVE SYSTEMS							
				N. N. N								
USED ON: D				DATE	2/13/14							
				CHKD.	J. D. B.							
				DATE	2/14/14							
				APPD.	J. D. B.							
SCALE: N/A		DWG. SIZE: A	DO NOT SCALE DRAWING	CODE IDENT	68999	DATE	2/14/14	SHEET 1 of 1		SD3190-2882	REV	B

NOTICE OF PROPRIETARY RIGHTS THIS DOCUMENT CONTAINS CONFIDENTIAL TECHNICAL DATA, INCLUDING TRADE SECRETS, PROPRIETARY TO TIMES MICROWAVE SYSTEMS. DISCLOSURE OF THIS DATA IS EXPRESSLY CONDITIONED UPON YOUR ASSENT THAT ITS USE IS LIMITED TO USE WITHIN YOUR COMPANY ONLY. ANY OTHER USE IS STRICTLY PROHIBITED WITHOUT THE PRIOR WRITTEN CONSENT OF TIMES MICROWAVE SYSTEMS.

SYM	REVISION DESCRIPTION	DFTM	DATE	APPD	DATE
A	RELEASED FOR PRODUCTION	N.N.N	2/13/14	J.D.B.	2/14/14
B	CHANGED PER CDC #40047	N.N.N	6/6/14	J.D.B.	6/6/14



1.0 PERFORMANCE

- 1.1 FREQUENCY RANGE: DC-6 GHz
- 1.2 NOMINAL IMPEDANCE: 50 OHMS
- 1.3 DWV: 1,000 VRMS @ 60 Hz (SEA LEVEL)
- 1.4 TEMPERATURE RANGE: -65°C TO +165°C

2.0 MATERIALS

- 2.1 DIELECTRIC: PTFE
- 2.2 CONTACT: BRASS
- 2.3 LOCKING RING: PHOSPHOR BRONZE
- 2.4 CRIMP FERRULE: SOFT COPPER
- 2.5 OTHER METAL PARTS: BRASS
- 2.6 GASKET: SILICONE RUBBER
- 2.7 HEAT SHRINK: POLYOLEFIN THICK WALL

3.0 FINISHES: SEE TABLE

4.0 MECHANICAL

- 4.1 INTERFACE PER MIL-STD-348

BODY	CONTACT
ALBALOY	GOLD/NI

MATL:		UNLESS OTHERWISE SPECIFIED ALL DIMENSIONS ARE IN INCHES MACHINED SURFACES FINISH N/A RMS MAX. REMOVE ALL BURRS .005 MAX. BREAK MACHINE CORNERS .005 MAX. FILLET R. TOLERANCES ON DECIMALS .XX ± .03 .XXX ± .005 ANGLES ± 1° FRACTIONS ± 1/32		DFTM. N, N, N		TIMES MICROWAVE SYSTEMS					
				DATE 2/13/14							
USED ON: D				CHKD. J, D, B.		TC-200-NMH-X NM FOR LMR-200 CABLE					
				DATE 2/14/14							
				APPD. J, D, B.		SHEET 1 of 1 SD3190-2882 REV B					
				DATE 2/14/14							
SCALE: N/A		DWG. SIZE: A		DO NOT SCALE DRAWING		CODE IDENT: 68999					

Low Loss Flexible .200 inch Foam Dielectric Type Coax Cable Double Shielded with Black PE Jacket

TECHNICAL DATA SHEET

PE-C200

Low Loss Flexible .200 inch Foam Dielectric Type Coax Cable Double Shielded with Black PE Jacket

Configuration

Cable Design	Low Loss
Inner Conductor Material and Plating	Copper
Dielectric Type	PE (F)
Shield Materials	Aluminum Tape, Tinned Copper Braid
Jacket Material and Color	PE, Black

Electrical Specifications

Impedance, Ohms	50
Velocity of Propagation, %	83
Maximum Operating Frequency, GHz	5.8
RF Shielding, dB	90
Capacitance, pF/ft [pF/m]	24.5 [80.38]
Maximum Operating Voltage, Volts	1,000
Dielectric Withstanding Voltage, Vdc	1,000
Jacket Spark, Vrms	3,000
Peak Power, KWatts	2.5

Electrical Specifications by Frequency

Frequency 1

Frequency, MHz	50
Attenuation, dB/100ft [dB/100m]	2.3 [7.55]
Power Handling, Watts	790

Frequency 2

Frequency, MHz	150
Attenuation, dB/100ft [dB/100m]	4 [13.12]
Power Handling, Watts	450

Frequency 3

Frequency, GHz	1.5
Attenuation, dB/100ft [dB/100m]	12.9 [42.32]
Power Handling, Watts	140

Frequency 4

Frequency, GHz	2.5
Attenuation, dB/100ft [dB/100m]	16.9 [55.45]
Power Handling, Watts	110

Click the following link (or enter part number in "SEARCH" on website) to obtain additional part information including price, inventory and certifications: [Low Loss Flexible .200 inch Foam Dielectric Type Coax Cable Double Shielded with Black PE Jacket PE-C200](#)

The information contained in this document is accurate to the best of our knowledge and representative of the part described herein. It may be necessary to make modifications to the part and/or the documentation of the part, in order to implement improvements. Pasternack reserves the right to make such changes as required. Unless otherwise stated, all specifications are nominal.



Low Loss Flexible .200 inch Foam Dielectric Type Coax
Cable Double Shielded with Black PE Jacket

TECHNICAL DATA SHEET

PE-C200

Frequency 5

Frequency, GHz	5.8
Attenuation, dB/100ft [dB/100m]	26.4 [86.61]
Power Handling, Watts	70

Mechanical Specifications

Temperature

Operating Range, deg C	-40 to +85
Storage Range, deg C	-70 to +85

Inner Conductor

Number of Strands	1
Material	Copper
Diameter, in [mm]	0.044 [1.12]

Dielectric:

Type	PE (F)
Diameter, in [mm]	0.116 [2.95]

Shield:

Number of	2
Material 1	Aluminum Tape
Material 2	Tinned Copper Braid
Diameter, in [mm]	0.144 [3.66]

Jacket:

Material	PE
Diameter, in [mm]	0.195 [4.95]
Color	Black
Weight, lbs/ft [Kg/m]	0.022 [0.03]

Compliance Certifications (visit www.Pasternack.com for current document)

RoHS Compliant	Yes
----------------	-----

Click the following link (or enter part number in "SEARCH" on website) to obtain additional part information including price, inventory and certifications: [Low Loss Flexible .200 inch Foam Dielectric Type Coax Cable Double Shielded with Black PE Jacket PE-C200](#)

The information contained in this document is accurate to the best of our knowledge and representative of the part described herein. It may be necessary to make modifications to the part and/or the documentation of the part, in order to implement improvements. Pasternack reserves the right to make such changes as required. Unless otherwise stated, all specifications are nominal.



Low Loss Flexible .200 inch Foam Dielectric Type Coax
Cable Double Shielded with Black PE Jacket

TECHNICAL DATA SHEET

PE-C200

Plotted and Other Data

Notes:

Values at 25 °C, sea level

Low Loss Flexible .200 inch Foam Dielectric Type Coax Cable Double Shielded with Black PE Jacket from Pasternack Enterprises has same day shipment for domestic and International orders. Our RF, microwave and fiber optic products maintain a 99% availability and are part of the broadest selection in the industry.

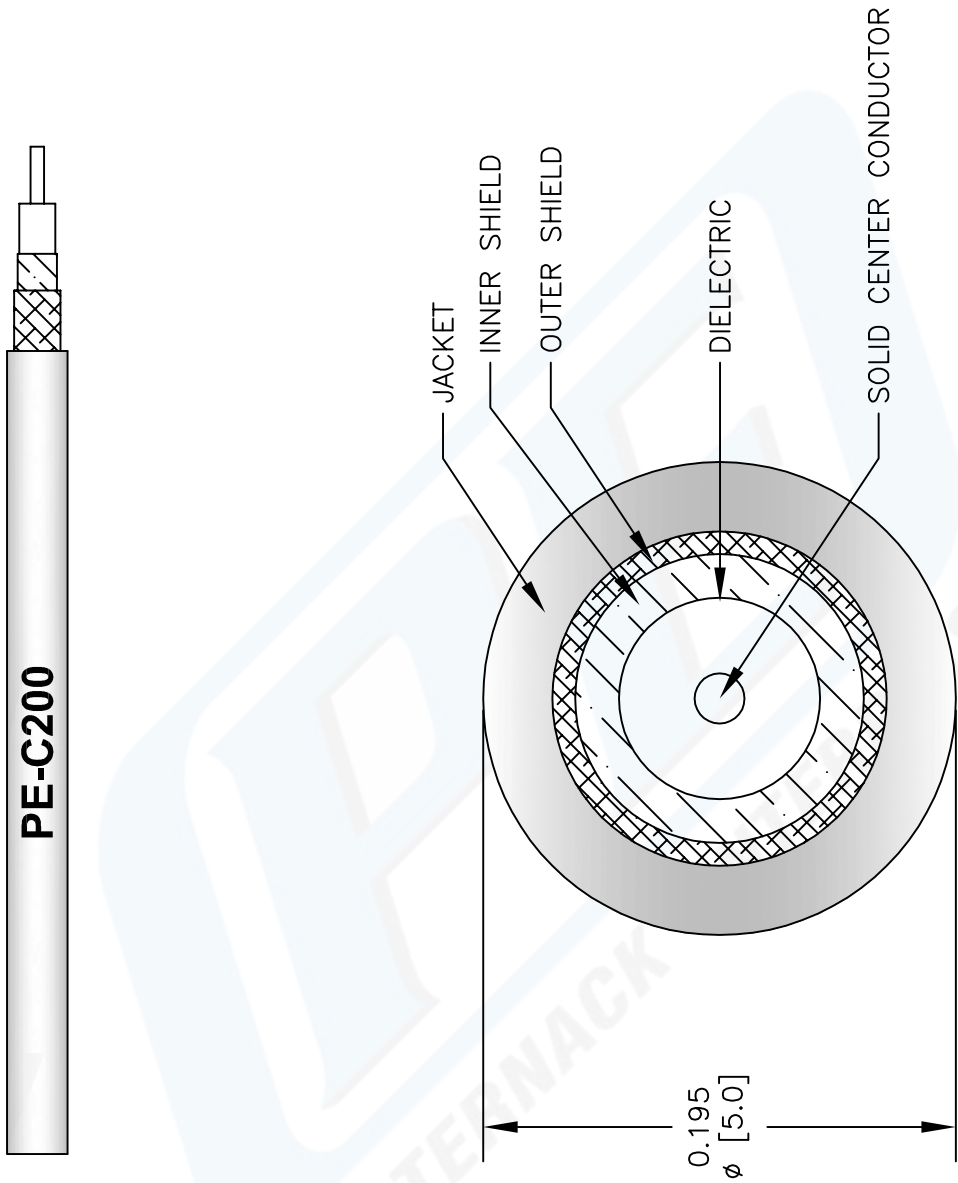
Click the following link (or enter part number in "SEARCH" on website) to obtain additional part information including price, inventory and certifications: [Low Loss Flexible .200 inch Foam Dielectric Type Coax Cable Double Shielded with Black PE Jacket PE-C200](#)

URL: <http://www.pasternack.com/flexible-0.195-50-ohm-coax-cable-pe-jacket-pe-c200-p.aspx>

The information contained in this document is accurate to the best of our knowledge and representative of the part described herein. It may be necessary to make modifications to the part and/or the documentation of the part, in order to implement improvements. Pasternack reserves the right to make such changes as required. Unless otherwise stated, all specifications are nominal.

PE-C200 CAD Drawing

Low Loss Flexible .200 inch Foam Dielectric Type Coax
Cable Double Shielded with Black PE Jacket



NOTES:
1. UNLESS OTHERWISE SPECIFIED ALL DIMENSIONS ARE NOMINAL.
2. ALL SPECIFICATIONS ARE SUBJECT TO CHANGE WITHOUT NOTICE AT ANY TIME.
3. DIMENSIONS ARE IN INCHES [mm].

DWG TITLE	FSCM NO. 53919
PE-C200	

**PASTERNAK®**
Pasternack Enterprises, Inc.
P.O. Box 16759 | Irvine | CA | 92623
Phone: (949) 261-1920 | Fax: (949) 261-7451
Website: www.pasternack.com | E-Mail: sales@pasternack.com