



SMP Male Bulkhead Mount Smooth Bore CM
Connector Solder Attachment for PE-SR405AL, PE-
SR405FL, PE-SR405FLJ, PE-SR405TN, RG405

RF Connectors Technical Data Sheet

PE44961

Configuration

- Smooth Bore CM SMP Male Connector
- MIL-STD-348
- 50 Ohms
- Straight Body Geometry
- PE-SR405AL, PE-SR405FL, PE-SR405FLJ, PE-SR405TN, RG405 Interface Type
- Solder/Solder Attachment
- Bulkhead

Features

- Max. Operating Frequency 40 GHz
- Excellent VSWR of 1.25:1
- Gold Plated Beryllium Copper Contact
- Contact plating according to MIL-G-45204
- Blind Mate Connector

Applications

- General Purpose Test
- Rack and Panel Mount Applications
- Custom Cable Assemblies

Description

Pasternack's PE44961 SMP male smooth bore CM bulkhead connector with solder/solder attachment for PE-SR405AL, PE-SR405FL, PE-SR405FLJ, PE-SR405TN and RG405 is part of our full line of RF components available for same-day shipping. Our SMP male connector operates up to a maximum frequency of 40 GHz and offers excellent VSWR of 1.25:1. The Pasternack blind mate connector is ideal for applications where direct visual or tactile access to the connection point is not possible, for example, when two circuit boards need to be mated. This SMP bulkhead connector allows designers to create external connections on their product enclosures, and can be used in a variety of other rack mount and panel mount applications.

Our SMP male bulkhead connector PE44961 datasheet specifications and drawing with dimensions are shown below in this PDF. Pasternack's broad catalog of RF, microwave and millimeter wave connectors allows designers to configure and customize their signal connections however they like. Whether the need is to provide an I/O for a board design, or simply create a custom cable assembly configuration, Pasternack has the right connector for the job. Pasternack can also expertly build your custom cable assemblies for you and ship same-day.

Electrical Specifications

| Description | Minimum | Typical | Maximum | Units |
|-----------------|---------|---------|---------|-------|
| Frequency Range | DC | | 40 | GHz |
| VSWR | | | 1.25:1 | |

Mechanical Specifications

| | |
|-------------|---------------------|
| Size | |
| Length | 0.51 in [12.95 mm] |
| Width/Dia. | 0.23 in [5.84 mm] |
| Weight | 0.032 lbs [14.51 g] |

Click the following link (or enter part number in "SEARCH" on website) to obtain additional part information including price, inventory and certifications: [SMP Male Bulkhead Mount Smooth Bore CM Connector Solder Attachment for PE-SR405AL, PE-SR405FL, PE-SR405FLJ, PE-SR405TN, RG405 PE44961](#)



SMP Male Bulkhead Mount Smooth Bore CM
Connector Solder Attachment for PE-SR405AL, PE-
SR405FL, PE-SR405FLJ, PE-SR405TN, RG405

RF Connectors Technical Data Sheet

PE44961

Material Specifications

| Description | Material | Plating |
|-------------|------------------|---------------------|
| Contact | Beryllium Copper | Gold MIL-G-45204 |
| Insulation | PTFE | |
| Body | Beryllium Copper | Gold MIL-G-45204 |

Environmental Specifications

Temperature

Operating Range

-55 to +125 deg C

Compliance Certifications (see [product page](#) for current document)

Plotted and Other Data

Notes:

SMP Male Bulkhead Mount Smooth Bore CM Connector Solder Attachment for PE-SR405AL, PE-SR405FL, PE-SR405FLJ, PE-SR405TN, RG405 from Pasternack Enterprises has same day shipment for domestic and International orders. Our RF, microwave and millimeter wave products maintain a 99% availability and are part of the broadest selection in the industry.

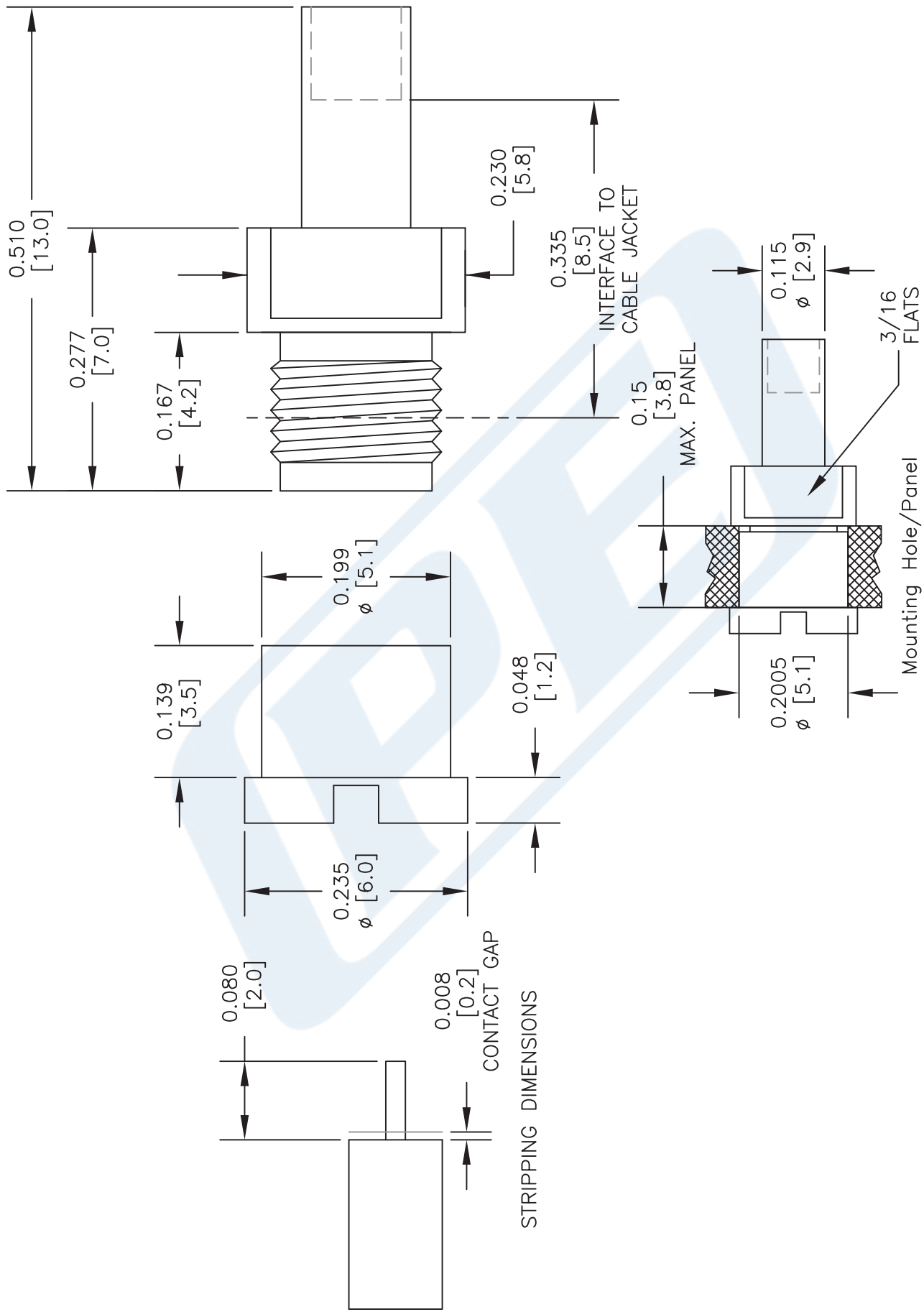
Click the following link (or enter part number in "SEARCH" on website) to obtain additional part information including price, inventory and certifications: [SMP Male Bulkhead Mount Smooth Bore CM Connector Solder Attachment for PE-SR405AL, PE-SR405FL, PE-SR405FLJ, PE-SR405TN, RG405 PE44961](#)

URL: <https://www.pasternack.com/smp-male-standard-rg405-pe-sr405fl-connector-pe44961-p.aspx>

The information contained in this document is accurate to the best of our knowledge and representative of the part described herein. It may be necessary to make modifications to the part and/or the documentation of the part, in order to implement improvements. Pasternack reserves the right to make such changes as required. Unless otherwise stated, all specifications are nominal. Pasternack does not make any representation or warranty regarding the suitability of the part described herein for any particular purpose, and Pasternack does not assume any liability arising out of the use of any part or documentation.

PE44961 CAD Drawing

SMP Male Bulkhead Mount Smooth Bore CM Connector Solder Attachment
for PE-SR405AL, PE-SR405FL, PE-SR405FLJ, PE-SR405TN, RG405



DWG TITLE

PE44961

NOTES:
1. UNLESS OTHERWISE SPECIFIED ALL DIMENSIONS ARE NOMINAL.
2. ALL SPECIFICATIONS ARE SUBJECT TO CHANGE WITHOUT NOTICE AT ANY TIME.
3. DIMENSIONS ARE IN INCHES [mm].

PE PASTERNAK®
THE ENGINEER'S RF SOURCE
Pasternack Enterprises, Inc.
P.O. Box 16759 | Irvine | CA | 92623
Phone: (949) 261-1920 | Fax: (949) 261-7451
Website: www.pasternack.com | E-Mail: sales@pasternack.com

FSCM NO. 53919

CAD FILE 110613

SCALE N/A

SIZE A

150



SMP Female Right Angle Connector Solder Attachment
for RG405, PE-SR405FL, PE-SR405FLJ Round Body

TECHNICAL DATA SHEET

PE44915

Configuration

| | |
|------------------------------------|--------------------------------|
| Connector | SMP Female |
| Connector Specification | DESC 94008 |
| Connector Interface Type | RG405, PE-SR405FL, PE-SR405FLJ |
| Attachment Method (Shield/Contact) | Solder |
| Body Style | Right Angle |

Electrical Specifications

| | |
|-----------|---------|
| Impedance | 50 Ohms |
|-----------|---------|

Mechanical Specifications

Size

| | |
|------------|---------------------|
| Length | 0.265 in [6.73 mm] |
| Width/Dia. | 0.188 in [4.78 mm] |
| Weight | 0.082 lbs [37.19 g] |

Connector

| | |
|-------------------------------|------------------------|
| Type | SMP Female |
| Contact Material and Plating | Beryllium Copper, Gold |
| Contact Plating Specification | MIL-G-45204 |
| Body Material and Plating | Beryllium Copper, Gold |
| Body Plating Specification | MIL-G-45204 |
| Dielectric Type | PTFE |

Compliance Certifications (visit www.Pasternack.com for current document)

RoHS Compliant

Click the following link (or enter part number in "SEARCH" on website) to obtain additional part information including price, inventory and certifications: [SMP Female Right Angle Connector Solder Attachment for RG405, PE-SR405FL, PE-SR-405FLJ Round Body PE44915](#)



SMP Female Right Angle Connector Solder Attachment for RG405, PE-SR405FL, PE-SR405FLJ Round Body

TECHNICAL DATA SHEET

PE44915

Plotted and Other Data

Notes:

- Values at +25 °C, sea level

SMP Female Right Angle Connector Solder Attachment for RG405, PE-SR405FL, PE-SR405FLJ Round Body from Pasternack Enterprises has same day shipment for domestic and International orders. Our RF, microwave and millimeter wave products maintain a 99% availability and are part of the broadest selection in the industry.

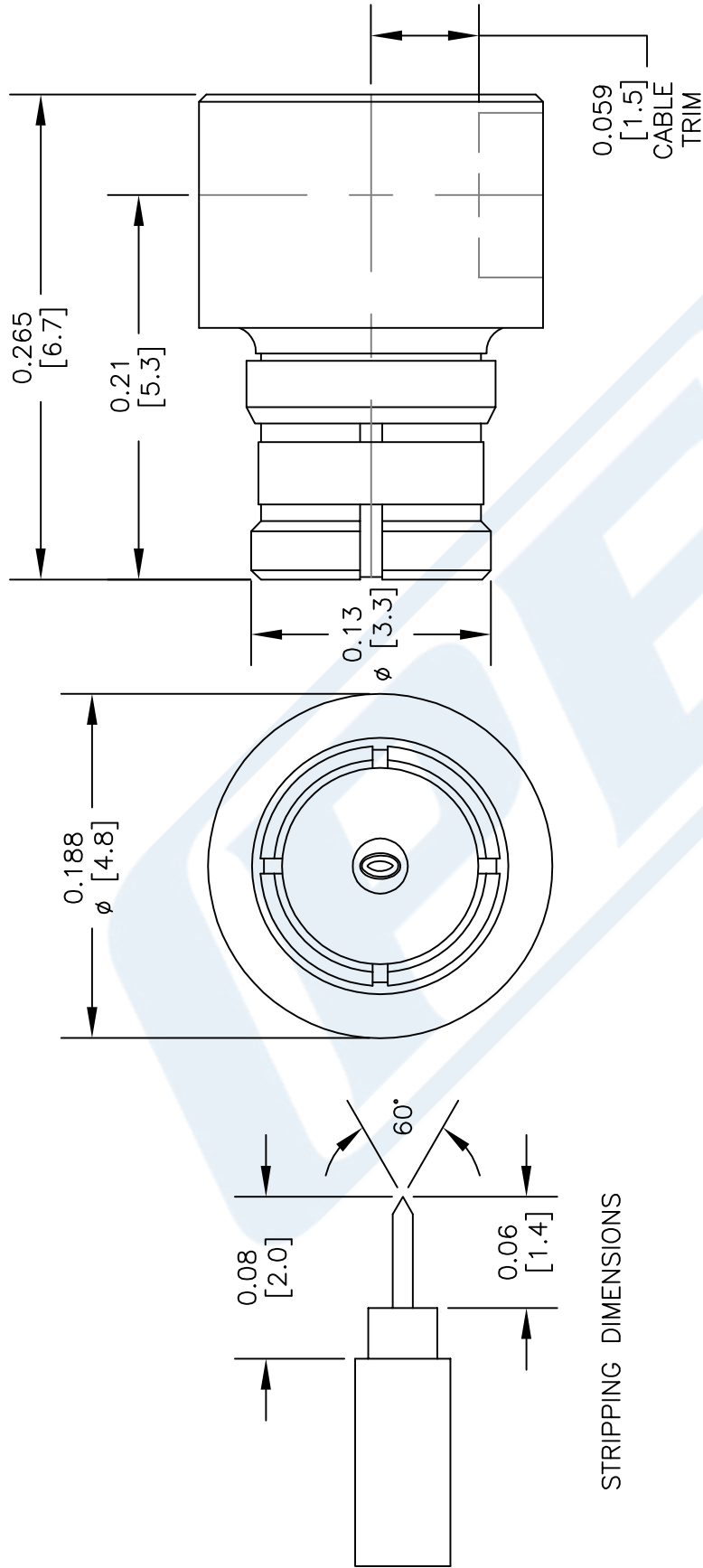
Click the following link (or enter part number in "SEARCH" on website) to obtain additional part information including price, inventory and certifications: [SMP Female Right Angle Connector Solder Attachment for RG405, PE-SR405FL, PE-SR405FLJ Round Body PE44915](http://www.pasternack.com/smp-female-standard-rg405-pe-sr405fl-pe-sr405flj-connector-pe44915-p.aspx)

URL: <http://www.pasternack.com/smp-female-standard-rg405-pe-sr405fl-pe-sr405flj-connector-pe44915-p.aspx>

The information contained in this document is accurate to the best of our knowledge and representative of the part described herein. It may be necessary to make modifications to the part and/or the documentation of the part, in order to implement improvements. Pasternack reserves the right to make such changes as required. Unless otherwise stated, all specifications are nominal. Pasternack does not make any representation or warranty regarding the suitability of the part described herein for any particular purpose, and Pasternack does not assume any liability arising out of the use of any part or documentation.

PE44915 CAD Drawing

SMP Female Right Angle Connector Solder Attachment for
RG405, PE-SR405FL, PE-SR405FLJ Round Body



NOTES:
1. UNLESS OTHERWISE SPECIFIED ALL DIMENSIONS ARE NOMINAL.
2. ALL SPECIFICATIONS ARE SUBJECT TO CHANGE WITHOUT NOTICE AT ANY TIME.
3. DIMENSIONS ARE IN INCHES [mm].
4. FITS MIL-C-17 AND EQUIVALENT CABLES.

DWG TITLE

PE44915

FSCM NO. 53919

CAD FILE 102913

SCALE N/A

SIZE A

150

PASTERNAK®

Pasternack Enterprises, Inc.
P.O. Box 16759 | Irvine | CA | 92623

Phone: (949) 261-1920 | Fax: (949) 261-7451

Website: www.pasternack.com | E-Mail: sales@pasternack.com

086 Semi-rigid Coax Cable with Tinned
Aluminum Outer Conductor

TECHNICAL DATA SHEET

PE-SR405AL

086 Semi-rigid Coax Cable with Tinned Aluminum Outer Conductor

Configuration

| | |
|--------------------------------------|---------------------------|
| Inner Conductor Material and Plating | Copper Clad Steel, Silver |
| Dielectric Type | PTFE |
| Shield Materials | Tinned Aluminum |

Electrical Specifications

| | |
|---------------------------------------|-------|
| Impedance, Ohms | 50 |
| Maximum Operating Frequency, GHz | 40 |
| Dielectric Withstanding Voltage, Vrms | 5,000 |

Electrical Specifications by Frequency

Frequency 1

| | |
|---------------------------------|------------|
| Frequency, MHz | 1000 |
| Attenuation, dB/100ft [dB/100m] | 23 [75.46] |
| Power Handling, Watts | 130 |

Frequency 2

| | |
|---------------------------------|-------------|
| Frequency, GHz | 10 |
| Attenuation, dB/100ft [dB/100m] | 81 [265.75] |
| Power Handling, Watts | 35 |

Frequency 3

| | |
|---------------------------------|--------------|
| Frequency, GHz | 20 |
| Attenuation, dB/100ft [dB/100m] | 131 [429.79] |
| Power Handling, Watts | 20 |

Mechanical Specifications

Temperature

| | |
|------------------------|-------------|
| Operating Range, deg C | -55 to +125 |
|------------------------|-------------|

Inner Conductor

| | |
|-------------------|-------------------|
| Number of Strands | 1 |
| Material | Copper Clad Steel |
| Plating | Silver |
| Diameter, in [mm] | 0.02 [0.51] |

Dielectric:

| | |
|-------------------|--------------|
| Type | PTFE |
| Diameter, in [mm] | 0.066 [1.68] |

Click the following link (or enter part number in "SEARCH" on website) to obtain additional part information including price, inventory and certifications: [086 Semi-rigid Coax Cable with Tinned Aluminum Outer Conductor PE-SR405AL](#)

The information contained in this document is accurate to the best of our knowledge and representative of the part described herein. It may be necessary to make modifications to the part and/or the documentation of the part, in order to implement improvements. Pasternack reserves the right to make such changes as required. Unless otherwise stated, all specifications are nominal.

086 Semi-rigid Coax Cable with Tinned Aluminum Outer Conductor

TECHNICAL DATA SHEET

PE-SR405AL**Shield:**

| | |
|-------------------|-----------------|
| Number of | 1 |
| Material 1 | Tinned Aluminum |
| Diameter, in [mm] | 0.086 [2.18] |

Jacket:

| | |
|-----------------------|--------------|
| Weight, lbs/ft [Kg/m] | 0.008 [0.01] |
|-----------------------|--------------|

Compliance Certifications (visit www.Pasternack.com for current document)

Plotted and Other Data

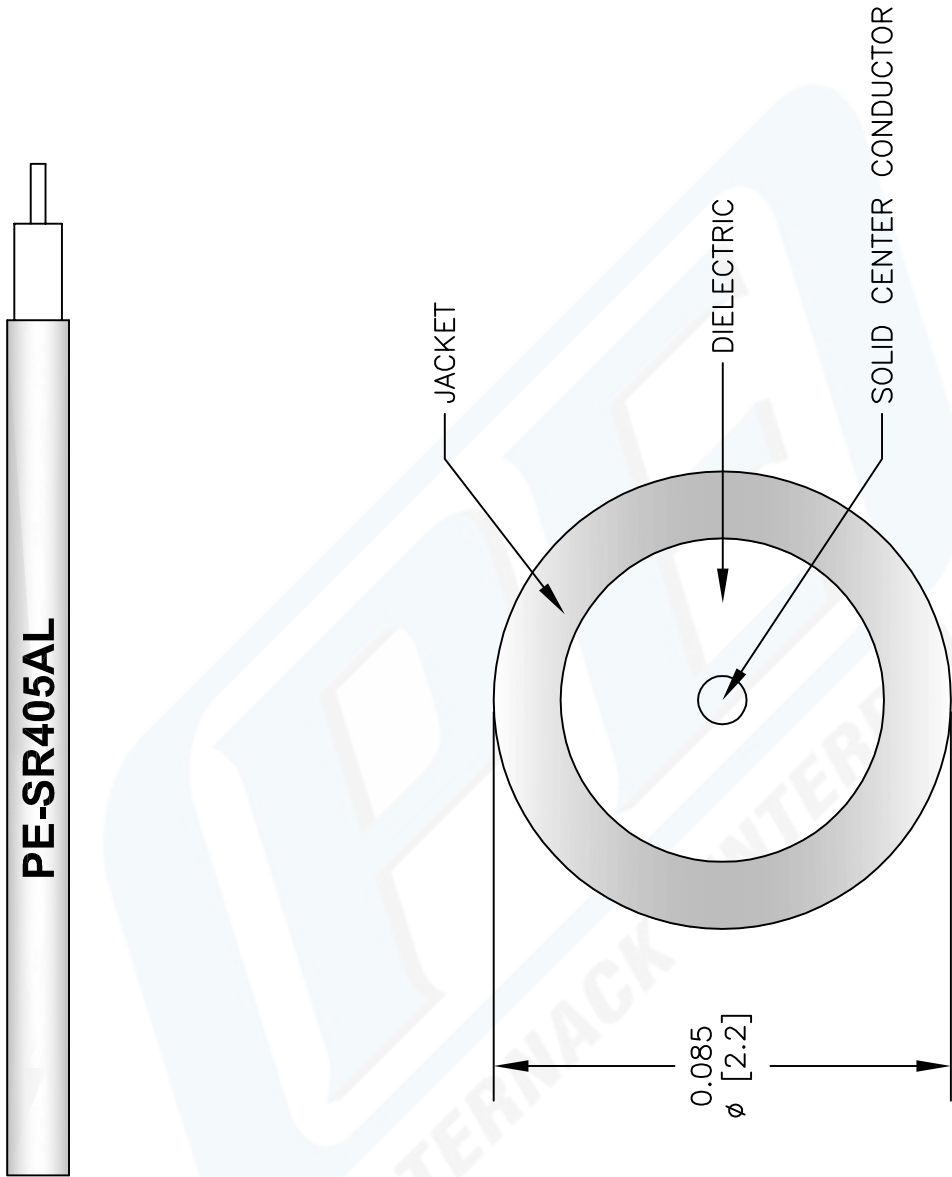
Notes: Values at 25 °C, sea level

086 Semi-rigid Coax Cable with Tinned Aluminum Outer Conductor from Pasternack Enterprises has same day shipment for domestic and International orders. Our RF, microwave and fiber optic products maintain a 99% availability and are part of the broadest selection in the industry.

Click the following link (or enter part number in "SEARCH" on website) to obtain additional part information including price, inventory and certifications: [086 Semi-rigid Coax Cable with Tinned Aluminum Outer Conductor PE-SR405AL](#)

URL: <http://www.pasternack.com/semirigid-0.085-50-ohm-coax-cable-tinned-aluminum-pe-sr405al-p.aspx>

The information contained in this document is accurate to the best of our knowledge and representative of the part described herein. It may be necessary to make modifications to the part and/or the documentation of the part, in order to implement improvements. Pasternack reserves the right to make such changes as required. Unless otherwise stated, all specifications are nominal.



NOTES:
1. UNLESS OTHERWISE SPECIFIED ALL DIMENSIONS ARE NOMINAL.
2. ALL SPECIFICATIONS ARE SUBJECT TO CHANGE WITHOUT NOTICE AT ANY TIME.
3. DIMENSIONS ARE IN INCHES [mm].

DWG TITLE

PE-SR405AL

REV. A

FSCM NO. 53919

CAD FILE

022808-A

SCALE

N/A

SIZE

A

147

PE

PASTERNAK®

Pasternack Enterprises, Inc.

P.O. Box 16759 | Irvine | CA | 92623

Phone: (949) 261-1920 | Fax: (949) 261-7451

Website: www.pasternack.com | E-Mail: sales@pasternack.com