



SMA Male Right Angle Connector Clamp/Solder Attachment For RG188-DS, RG316-DS

TECHNICAL DATA SHEET

PE4407

SMA Male Right Angle Connector Clamp/Solder Attachment For RG188-DS, RG316-DS

Configuration

| | |
|--|--------------------|
| Connector | SMA Male |
| Connector Specification | MIL-C-39012 |
| Connector Interface Type | RG188-DS, RG316-DS |
| Cable Attachment Method (Shield/Contact) | Clamp/Solder |
| Body Style | Right Angle |

Electrical Specifications

| | |
|-----------------|----|
| Impedance, Ohms | 50 |
|-----------------|----|

Mechanical Specifications

Temperature

| | |
|------------------------|-------------|
| Operating Range, deg C | -65 to +165 |
|------------------------|-------------|

Size

| | |
|---------------------|---------------|
| Length, in [mm] | 0.715 [18.16] |
| Width/Dia., in [mm] | 0.312 [7.92] |
| Height, in [mm] | 0.615 [15.62] |
| Weight, lbs [g] | 0.013 [5.9] |

Connector

| | |
|-----------------------------------|---------------|
| Type | SMA Male |
| Contact Material and Plating | Gold |
| Contact Plating Specification | MIL-G-45204 |
| Coupling Nut Material and Plating | Brass, Nickel |
| Hex Size, in. | 5/16 |
| Torque, in-lbs [Nm] | 5 [0.57] |
| Body Material and Plating | Brass, Nickel |
| Dielectric Type | Teflon |

Click the following link (or enter part number in "SEARCH" on website) to obtain additional part information including price, inventory and certifications: [SMA Male Right Angle Connector Clamp/Solder Attachment For RG188-DS, RG316-DS PE4407](#)

The information contained in this document is accurate to the best of our knowledge and representative of the part described herein. It may be necessary to make modifications to the part and/or the documentation of the part, in order to implement improvements. Pasternack reserves the right to make such changes as required. Unless otherwise stated, all specifications are nominal.



SMA Male Right Angle Connector Clamp/Solder
Attachment For RG188-DS, RG316-DS

TECHNICAL DATA SHEET

PE4407

Compliance Certifications (visit www.Pasternack.com for current document)

Plotted and Other Data

Notes:

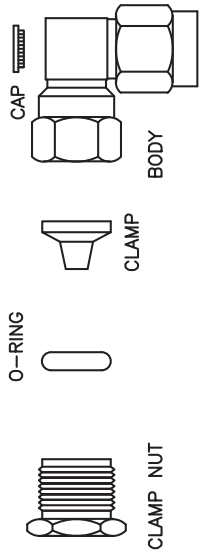
Values at 25 °C, sea level

SMA Male Right Angle Connector Clamp/Solder Attachment For RG188-DS, RG316-DS from Pasternack Enterprises has same day shipment for domestic and International orders. Our RF, microwave and fiber optic products maintain a 99% availability and are part of the broadest selection in the industry.

Click the following link (or enter part number in "SEARCH" on website) to obtain additional part information including price, inventory and certifications: [SMA Male Right Angle Connector Clamp/Solder Attachment For RG188-DS, RG316-DS PE4407](http://www.pasternack.com/sma-male-standard-rg188-ds-rg316-ds-connector-pe4407-p.aspx)

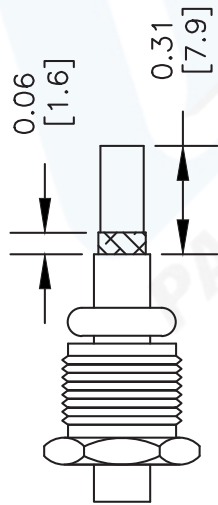
URL: <http://www.pasternack.com/sma-male-standard-rg188-ds-rg316-ds-connector-pe4407-p.aspx>

The information contained in this document is accurate to the best of our knowledge and representative of the part described herein. It may be necessary to make modifications to the part and/or the documentation of the part, in order to implement improvements. Pasternack reserves the right to make such changes as required. Unless otherwise stated, all specifications are nominal.

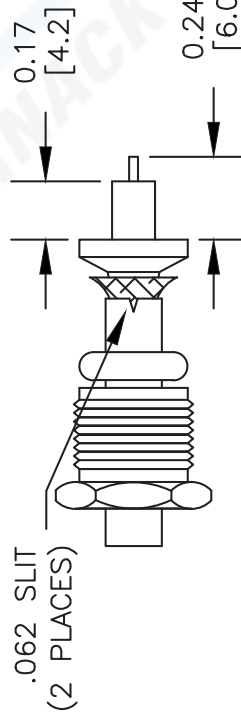


ASSEMBLY PROCEDURES

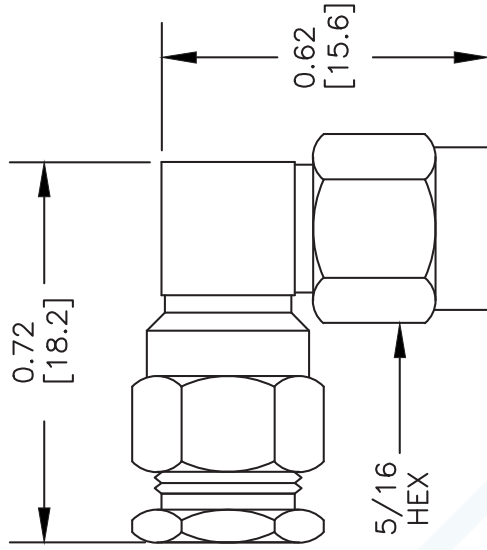
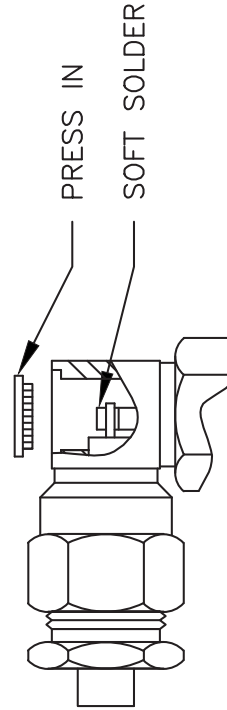
1. SLIDE CLAMP NUT AND O-RING ONTO CABLE. STRIP CABLE TO DIMENSIONS SHOWN. DO NOT NICK BRAID.



2. FLARE BRAID, SLIDE CLAMP OVER AND UNDER BRAID UNTIL THE CLAMP STOPS. TRIM EXCESS BRAID TO THE DIAMETER OF CLAMP SHOULDER. TRIM CABLE TO DIMENSIONS SHOWN. DO NOT NICK CENTER CONDUCTOR.



3. SLIDE ASSEMBLY INTO BODY, WITH CENTER CONDUCTOR STARTING INTO SLOT OF CONTACT. TIGHTEN NUT SECURELY. SOLDER CENTER CONDUCTOR TO CONTACT & PRESS CAP INTO BODY.



DWG TITLE

PE4407

NOTES:

1. UNLESS OTHERWISE SPECIFIED ALL DIMENSIONS ARE NOMINAL.
2. ALL SPECIFICATIONS ARE SUBJECT TO CHANGE WITHOUT NOTICE AT ANY TIME.
3. DIMENSIONS ARE IN INCHES [mm].
4. FITS MIL-C-17 AND EQUIVALENT CABLES.

PASTERNAK®
Pasternack Enterprises, Inc.
P.O. Box 16759 | Irvine | CA | 92623
Phone: (949) 261-1920 | Fax: (949) 261-7451
Website: www.pasternack.com | E-Mail: sales@pasternack.com

REV. B

FSCM NO. 53919

CAD FILE 082908

SCALE N/A

SIZE A

2233



BNC Male Connector Crimp/Solder Attachment
for RG316-DS, RG188-DS Up to 4GHz

TECHNICAL DATA SHEET

PE45114

Configuration

| | |
|------------------------------------|--------------------|
| Connector | BNC Male |
| Connector Specification | MIL-STD-348A |
| Connector Interface Type | RG316-DS, RG188-DS |
| Attachment Method (Shield/Contact) | Crimp/Solder |
| Body Style | Straight |

Electrical Specifications

| | |
|---------------------------|-------------|
| Frequency Range | DC to 4 GHz |
| Impedance | 50 Ohms |
| Maximum Operating Voltage | 335 Volts |

Frequency 1

| | |
|-----------|-------------|
| Frequency | DC to 3 GHz |
| VSWR | 1.25:1 |

Mechanical Specifications

Temperature

| | |
|-----------------|-------------------|
| Operating Range | -65 to +165 deg C |
|-----------------|-------------------|

Size

| | |
|------------|--------------------|
| Length | 1.11 in [28.19 mm] |
| Width/Dia. | 0.57 in [14.48 mm] |

Connector

| | |
|------------------------------------|------------------|
| Type | BNC Male |
| Contact Material and Plating | Brass, Gold |
| Contact Plating Specification | 50µ in. minimum |
| Coupling Nut Material and Plating | Brass, Nickel |
| Coupling Nut Plating Specification | 100µ in. minimum |
| Body Material and Plating | Brass, Nickel |
| Body Plating Specification | 100µ in. minimum |
| Dielectric Type | Teflon |

Compliance Certifications (visit www.Pasternack.com for current document)
RoHS Compliant

Click the following link (or enter part number in "SEARCH" on website) to obtain additional part information including price, inventory and certifications: [BNC Male Connector Crimp/Solder Attachment for RG316-DS, RG188-DS Up to 4GHz PE45114](#)



BNC Male Connector Crimp/Solder Attachment for RG316-DS, RG188-DS Up to 4GHz

TECHNICAL DATA SHEET

PE45114

Plotted and Other Data

Notes:

- Values at +25 °C, sea level

BNC Male Connector Crimp/Solder Attachment for RG316-DS, RG188-DS Up to 4GHz from Pasternack Enterprises has same day shipment for domestic and International orders. Our RF, microwave and millimeter wave products maintain a 99% availability and are part of the broadest selection in the industry.

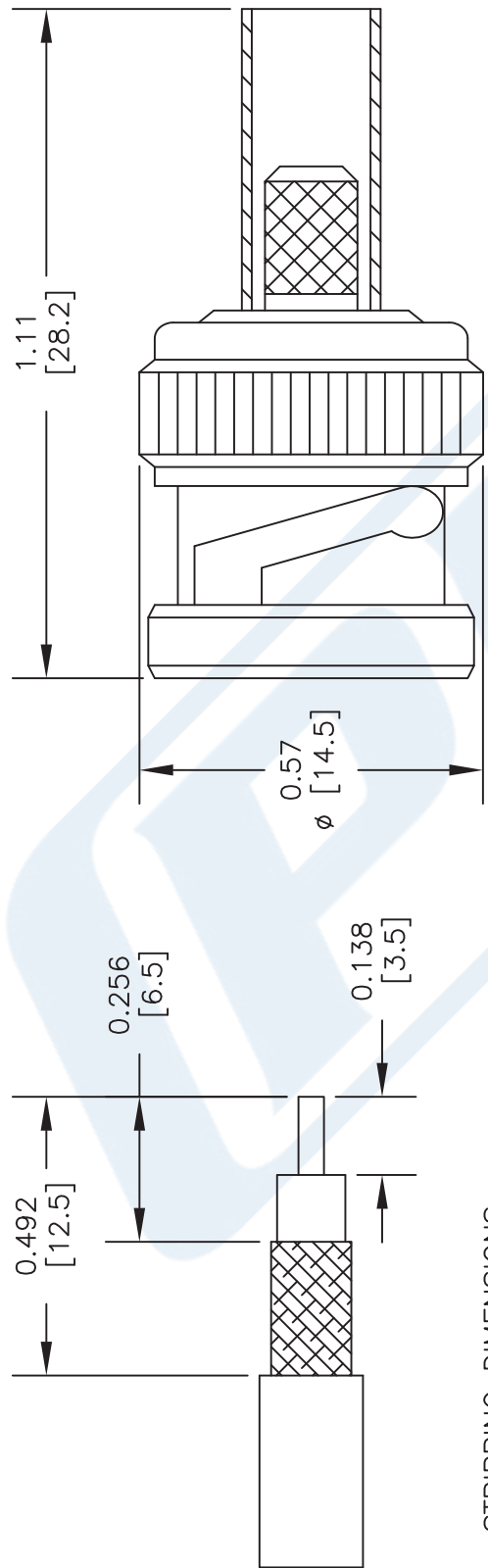
Click the following link (or enter part number in "SEARCH" on website) to obtain additional part information including price, inventory and certifications: [BNC Male Connector Crimp/Solder Attachment for RG316-DS, RG188-DS Up to 4GHz PE45114](http://www.pasternack.com/bnc-male-rg316-ds-rg188-ds-connector-pe45114-p.aspx)

URL: <http://www.pasternack.com/bnc-male-rg316-ds-rg188-ds-connector-pe45114-p.aspx>

The information contained in this document is accurate to the best of our knowledge and representative of the part described herein. It may be necessary to make modifications to the part and/or the documentation of the part, in order to implement improvements. Pasternack reserves the right to make such changes as required. Unless otherwise stated, all specifications are nominal. Pasternack does not make any representation or warranty regarding the suitability of the part described herein for any particular purpose, and Pasternack does not assume any liability arising out of the use of any part or documentation.

PE45114 CAD Drawing

BNC Male Connector Crimp/Solder Attachment for RG316-DS, RG188-DS Up to 4GHz



NOTES:
1. UNLESS OTHERWISE SPECIFIED ALL DIMENSIONS ARE NOMINAL.
2. ALL SPECIFICATIONS ARE SUBJECT TO CHANGE WITHOUT NOTICE AT ANY TIME.
3. DIMENSIONS ARE IN INCHES [mm].
4. FITS MIL-C-17 AND EQUIVALENT CABLES.

DWG TITLE
PE45114

FSCM NO. 53919

2233

PE PASTERNAK®
THE ENGINEER'S RF SOURCE
Pasternack Enterprises, Inc.
P.O. Box 16759 | Irvine | CA | 92623
Phone: (949) 261-1920 | Fax: (949) 261-7451
Website: www.pasternack.com | E-Mail: sales@pasternack.com

Flexible RG188 Coax Cable Double Shielded with White PTFE Jacket

RF Cables Technical Data Sheet

RG188-DS

Configuration

- Flexible Cable
- 2 Shield(s)

Electrical Specifications

| Description | Minimum | Typical | Maximum | Units |
|--------------------------------------|---------|-------------|---------|--------------|
| Frequency Range | DC | | 10 | GHz |
| Impedance | | 50 | | Ohms |
| Dielectric Withstanding Voltage (AC) | | | 2,000 | Vrms |
| Nominal Capacitance | | 32 [104.99] | | pF/ft [pF/m] |

Performance by Frequency Band

| Description | F1 | F2 | F3 | F4 | F5 | Units |
|-----------------------|-------|-------|-------|--------|--------|----------|
| Frequency | 0.01 | 0.1 | 1 | 5 | 10 | GHz |
| Attenuation, Typ | 3.8 | 11.5 | 30 | 79 | 133 | dB/100ft |
| | 12.47 | 37.73 | 98.43 | 259.19 | 436.35 | dB/100m |
| Input Power (CW), Max | 1,250 | 450 | 160 | 57 | | Watts |

Mechanical Specifications

| | |
|----------|--------------------------|
| Diameter | 0.118 in [3 mm] |
| Weight | 0.016 lbs/ft [0.02 Kg/m] |

Construction Specifications

| Description | Material and Plating | Diameter |
|-----------------|--|--------------------|
| Inner Conductor | Copper Clad Steel, Silver, 7 Strands | 0.02 in [0.51 mm] |
| Conductor Type | Stranded | |
| Dielectric | PTFE | 0.06 in [1.52 mm] |
| First Shield | Silver Plated Copper Braid 90% coverage | 0.078 in [1.98 mm] |

Click the following link (or enter part number in "SEARCH" on website) to obtain additional part information including price, inventory and certifications: [Flexible RG188 Coax Cable Double Shielded with White PTFE Jacket RG188-DS](#)

Flexible RG188 Coax Cable Double Shielded with White PTFE Jacket

RF Cables Technical Data Sheet

RG188-DS

| | | |
|---------------|--|--------------------|
| Second Shield | Silver Plated Copper Braid 90% coverage | 0.096 in [2.44 mm] |
| Jacket | PTFE, White | 0.118 in [3 mm] |

Environmental Specifications

Temperature

Operating Range

-55 to +200 deg C

Compliance Certifications (see [product page](#) for current document)

Plotted and Other Data

Notes:

Flexible RG188 Coax Cable Double Shielded with White PTFE Jacket from Pasternack Enterprises has same day shipment for domestic and International orders. Our RF, microwave and millimeter wave products maintain a 99.4% availability and are part of the broadest selection in the industry.

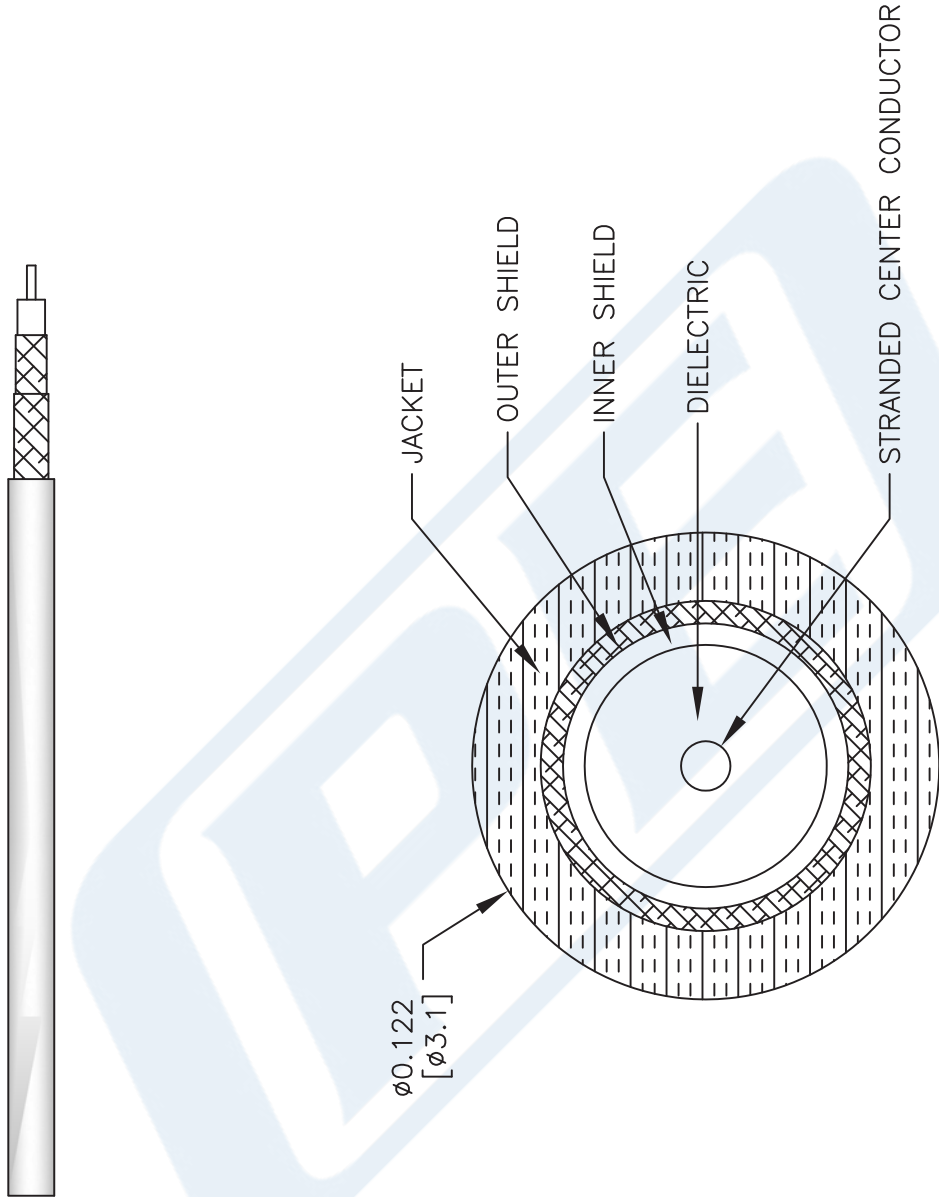
Click the following link (or enter part number in "SEARCH" on website) to obtain additional part information including price, inventory and certifications: [Flexible RG188 Coax Cable Double Shielded with White PTFE Jacket RG188-DS](#)

URL: <https://www.pasternack.com/flexible-0.122-rg188-ds-50-ohm-coax-cable-ptfe-jacket-rg188-ds-p.aspx>

The information contained in this document is accurate to the best of our knowledge and representative of the part described herein. It may be necessary to make modifications to the part and/or the documentation of the part, in order to implement improvements. Pasternack reserves the right to make such changes as required. Unless otherwise stated, all specifications are nominal. Pasternack does not make any representation or warranty regarding the suitability of the part described herein for any particular purpose, and Pasternack does not assume any liability arising out of the use of any part or documentation.

RG188-DS CAD Drawing

Flexible RG188 Coax Cable Double Shielded with White PTFE Jacket



NOTES:
1. UNLESS OTHERWISE SPECIFIED ALL DIMENSIONS ARE NOMINAL.
2. ALL SPECIFICATIONS ARE SUBJECT TO CHANGE WITHOUT NOTICE AT ANY TIME.
3. DIMENSIONS ARE IN INCHES [mm].

DWG TITLE
RG188-DS

CAGE CODE 53919

CAD FILE 062817

SCALE N/A

SIZE A

2233

PE PASTERNAK®
THE ENGINEER'S RF SOURCE

Pasternack Enterprises, Inc.
P.O. Box 16759 | Irvine | CA | 92623
Phone: (949) 261-1920 | Fax: (949) 261-7451
Website: www.pasternack.com | E-Mail: sales@pasternack.com