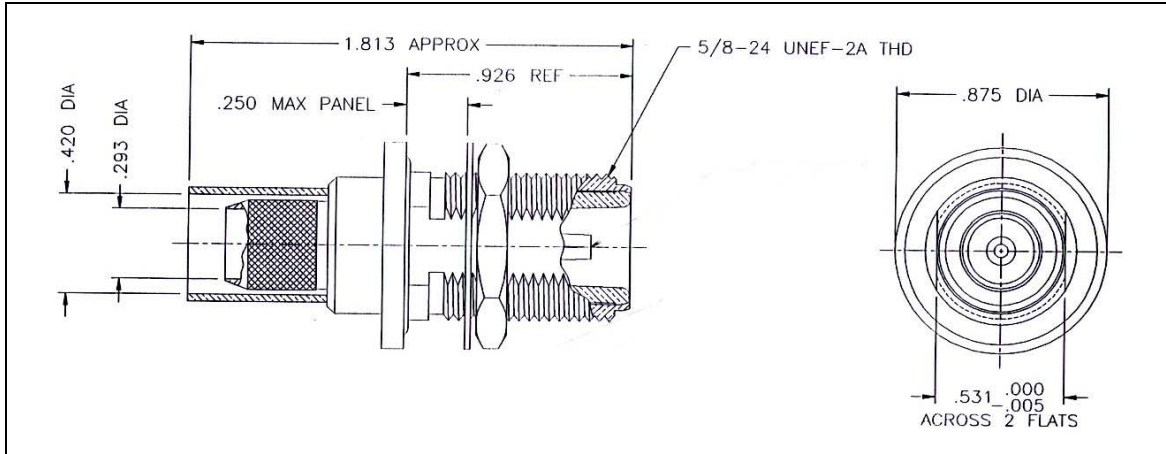


THE REVISION STATUS OF ALL SHEETS OF THIS DRAWING IS THE SAME AS SHEET 1

LTR	DESCRIPTION	DATE	BY
-	Released	3/25/96	JCL
A	Redrawn and Updated	7/8/04	JCL



I. MATERIALS & FINISHES

center contact: Gold Plated Beryllium Copper
 outer contact: Nickel Plated Brass
 body: Nickel Plated Brass
 crimp sleeve: Nickel Plated Copper
 dielectric: Teflon® PTFE
 gasket: Silicone Rubber
 shrink sleeve: Adhesive Lined Polyolefin
 attachment: braid crimp .429" hex

II. ELECTRICAL PROPERTIES

impedance: 50 ohms
 working voltage: 1000 vrms (max)
 vswr: 1.25:1 (max) up to 2 GHz
 insertion loss: $0.15 \times \sqrt{f_{\text{ghz}}}$

Unless otherwise specified, dimensions are in inches. Tolerances are applicable when specified.

These drawings and specifications contain proprietary information which is the property of Times Microwave Systems.

Approvals

Drawn	JCL	3/25/96



TIMES MICROWAVE SYSTEMS

Wallingford, CT 06492
 (203) 949-8400; (203) 949-8423.Fax
 www.timesmicrowave.com

EZ-400-NF-BH

Type-N female Bulkhead
 for LMR-400 Cable

Size A	CAGE CODE 68999	Drawing No.: 3190-518
-----------	--------------------	--------------------------

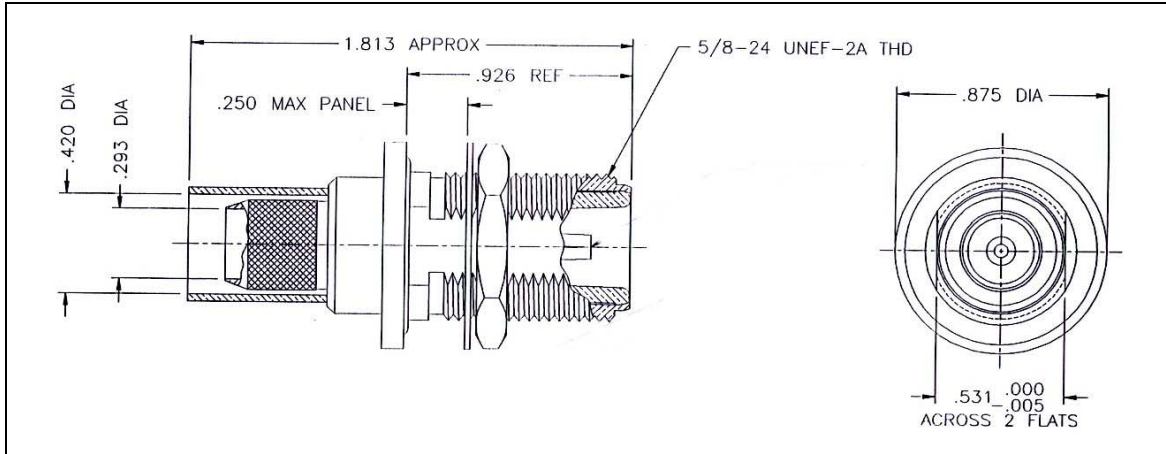
Scale: NA

Rev. (A)

Sheet: 1 of 1

THE REVISION STATUS OF ALL SHEETS OF THIS DRAWING IS THE SAME AS SHEET 1

LTR	DESCRIPTION	DATE	BY
-	Released	3/25/96	JCL
A	Redrawn and Updated	7/8/04	JCL



I. MATERIALS & FINISHES


center contact: Gold Plated Beryllium Copper
 outer contact: Nickel Plated Brass
 body: Nickel Plated Brass
 crimp sleeve: Nickel Plated Copper
 dielectric: Teflon® PTFE
 gasket: Silicone Rubber
 shrink sleeve: Adhesive Lined Polyolefin
 attachment: braid crimp .429" hex

II. ELECTRICAL PROPERTIES

impedance: 50 ohms
 working voltage: 1000 vrms (max)
 vswr: 1.25:1 (max) up to 2 GHz
 insertion loss: $0.15 \times \sqrt{f_{\text{ghz}}}$

Unless otherwise specified, dimensions are in inches. Tolerances are applicable when specified.

These drawings and specifications contain proprietary information which is the property of Times Microwave Systems.

Approvals			 TIMES MICROWAVE SYSTEMS Wallingford, CT 06492 (203) 949-8400; (203) 949-8423.Fax www.timesmicrowave.com
Drawn	JCL	3/25/96	
			EZ-400-NF-BH Type-N female Bulkhead for LMR-400 Cable
			Size A CAGE CODE 68999 Drawing No.: 3190-518
			Scale: NA Rev. (A) Sheet: 1 of 1



Low Loss Flexible RG8 Type Coax Cable Double Shielded with Black PE Jacket

RF Cables Technical Data Sheet

PE-C400

Configuration

- Low Loss Flexible Cable
- 2 Shield(s)

Electrical Specifications

Description	Minimum	Typical	Maximum	Units
Frequency Range	DC		5.8	GHz
Impedance		50		Ohms
Velocity of Propagation		85		%
Shielding Effectiveness	90			dB
Inner Conductor DC Resistance			1.39	Ohms/1000ft
Outer Conductor DC Resistance			1.85	Ohms/1000ft
Nominal Capacitance		23.9 [78.41]		pF/ft [pF/m]
Nominal Inductance		0.059 [0.19]		uH/ft [uH/m]

Performance by Frequency Band

Description	F1	F2	F3	F4	F5	Units
Frequency	150	220	450	750	900	MHz
Attenuation, Typ	1.5	1.9	2.7	3.55	3.9	dB/100ft
	4.92	6.23	8.86	11.65	12.8	dB/100m
Input Power (CW), Max	1,280	1,050	720	560	500	Watts

Description	F6	F7	F8	F9	F10	Units
Frequency	1.5	1.8	2	2.5	5.8	GHz
Attenuation, Typ	5.1	5.7	6	6.8	10.8	dB/100ft
	16.73	18.7	19.69	22.31	35.43	dB/100m
Input Power (CW), Max	380	340	330	290	180	Watts

Mechanical Specifications

Diameter	0.405 in [10.29 mm]
Weight	0.064 lbs/ft [0.1 Kg/m]

Click the following link (or enter part number in "SEARCH" on website) to obtain additional part information including price, inventory and certifications: [Low Loss Flexible RG8 Type Coax Cable Double Shielded with Black PE Jacket PE-C400](#)



Low Loss Flexible RG8 Type Coax Cable Double Shielded with Black PE Jacket

RF Cables Technical Data Sheet

PE-C400

Min. Bend Radius (Repeated) 4 in [101.6 mm]

Construction Specifications

Description	Material and Plating	Diameter
Inner Conductor	Copper, 1 Strands	0.108 in [2.74 mm]
Conductor Type	Solid	
Dielectric	PE (F)	0.285 in [7.24 mm]
First Shield	Aluminum Tape	
Second Shield	Tinned Copper Braid	0.32 in [8.13 mm]
Jacket	PE, Black	0.405 in [10.29 mm]

Environmental Specifications

Temperature

Operating Range	-40 to +85 deg C
Installation Range	-70 to +85 deg C
Storage Range	-40 to +85 deg C

Compliance Certifications (see [product page](#) for current document)

Plotted and Other Data

Notes:

Low Loss Flexible RG8 Type Coax Cable Double Shielded with Black PE Jacket from Pasternack Enterprises has same day shipment for domestic and International orders. Our RF, microwave and millimeter wave products maintain a 99.4% availability and are part of the broadest selection in the industry.

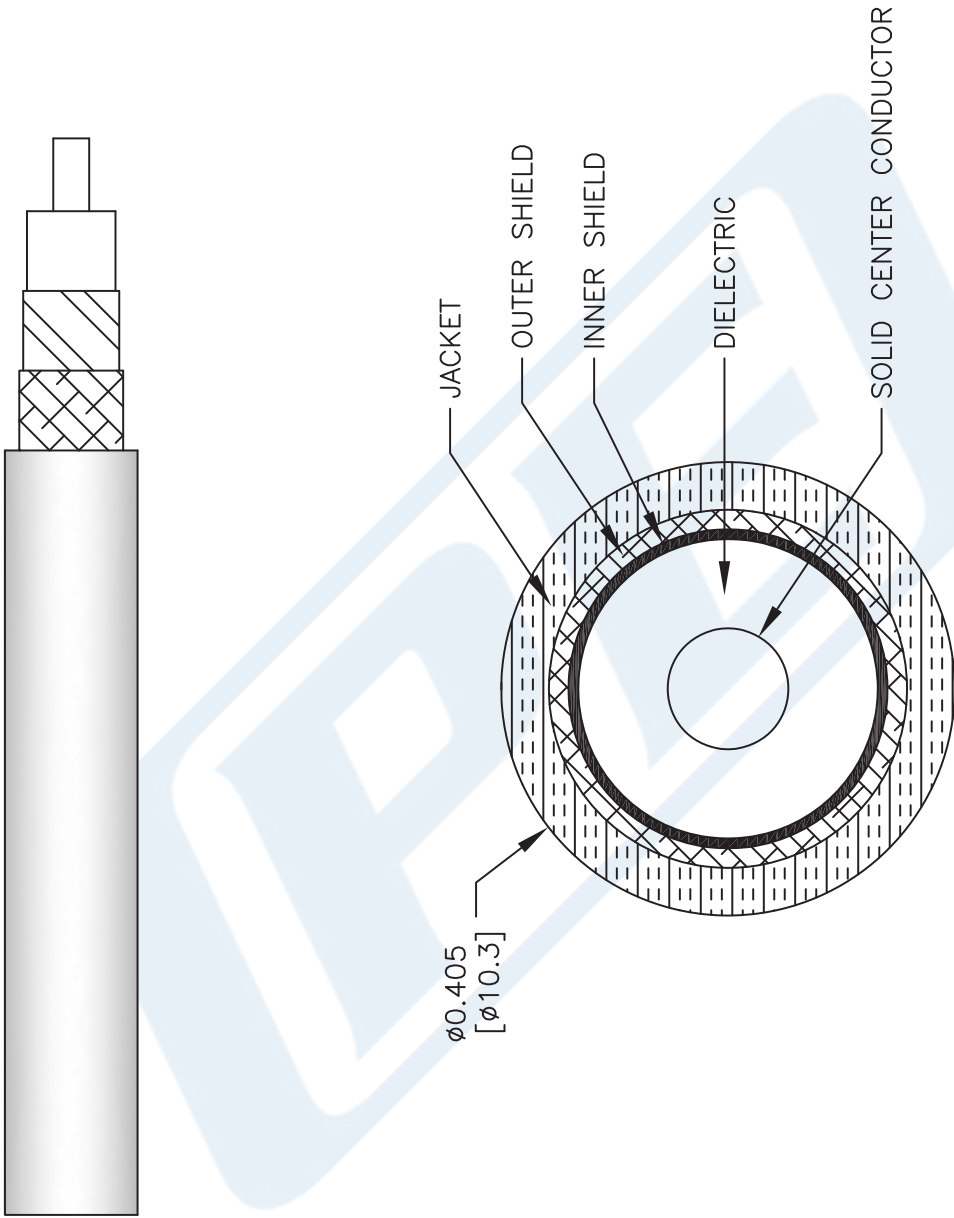
Click the following link (or enter part number in "SEARCH" on website) to obtain additional part information including price, inventory and certifications: [Low Loss Flexible RG8 Type Coax Cable Double Shielded with Black PE Jacket PE-C400](#)

URL: <https://www.pasternack.com/flexible-0.405-50-ohm-coax-cable-pe-jacket-pe-c400-p.aspx>

The information contained in this document is accurate to the best of our knowledge and representative of the part described herein. It may be necessary to make modifications to the part and/or the documentation of the part, in order to implement improvements. Pasternack reserves the right to make such changes as required. Unless otherwise stated, all specifications are nominal. Pasternack does not make any representation or warranty regarding the suitability of the part described herein for any particular purpose, and Pasternack does not assume any liability arising out of the use of any part or documentation.

PE-C400 CAD Drawing

Low Loss Flexible RG8 Type Coax Cable Double Shielded with Black PE Jacket



NOTES:
1. UNLESS OTHERWISE SPECIFIED ALL DIMENSIONS ARE NOMINAL.
2. ALL SPECIFICATIONS ARE SUBJECT TO CHANGE WITHOUT NOTICE AT ANY TIME.
3. DIMENSIONS ARE IN INCHES [mm].

DWG TITLE
PE-C400

FSCM NO. 53919

CAD FILE 111716

SCALE N/A

SIZE A

41742

PE PASTERNAK
THE ENGINEER'S RF SOURCE

Pasternack Enterprises, Inc.
P.O. Box 16759 | Irvine | CA | 92623
Phone: (949) 261-1920 | Fax: (949) 261-7451
Website: www.pasternack.com | E-Mail: sales@pasternack.com