



SMP Male Bulkhead Mount Connector Solder Attachment for
PE-SR405AL, PE-SR405FL, RG405, 4.83 mm Diameter

TECHNICAL DATA SHEET

PE44483

Configuration

Connector	SMP Male
Connector Specification	MIL-STD-348A
Connector Interface Type	PE-SR405AL, PE-SR405FL, RG405
Attachment Method (Shield/Contact)	Solder/Solder
Body Style	Straight
Mount Method	Bulkhead

Electrical Specifications

Frequency Range	DC to 26.5 GHz
Impedance	50 Ohms
Maximum VSWR	1.3:1
Maximum Insertion Loss	0.25 dB
Maximum Operating Voltage	335 Volts
Dielectric Withstanding Voltage	500 Vrms

Frequency 1

Frequency	DC to 4 GHz
Return Loss	30 dB
Insertion Loss	0.1 dB

Frequency 2

Frequency	4 to 12 GHz
Return Loss	20 dB
Insertion Loss	0.17 dB

Mechanical Specifications

Temperature

Operating Range	-65 to +155 deg C
-----------------	-------------------

Size

Length	0.39 in [9.91 mm]
Width/Dia.	0.25 in [6.35 mm]
Weight	0.006 lbs [2.72 g]

Connector

Type	SMP Male
Mating Cycles	500
Contact Material and Plating	Brass, Gold
Body Material and Plating	Brass, Gold
Dielectric Type	PTFE

Compliance Certifications (visit www.Pasternack.com for current document)

RoHS Compliant	
REACH Compliant	12/19/2011

Click the following link (or enter part number in "SEARCH" on website) to obtain additional part information including price, inventory and certifications: [SMP Male Bulkhead Mount Connector Solder Attachment for PE-SR405AL, PE-SR405FL, RG405, 4.83 mm Diameter PE44483](#)



SMP Male Bulkhead Mount Connector Solder Attachment for
PE-SR405AL, PE-SR405FL, RG405, 4.83 mm Diameter

TECHNICAL DATA SHEET

PE44483

Plotted and Other Data

Notes:

- Values at +25 °C, sea level

SMP Male Bulkhead Mount Connector Solder Attachment for PE-SR405AL, PE-SR405FL, RG405, 4.83 mm Diameter from Pasternack Enterprises has same day shipment for domestic and International orders. Our RF, microwave and millimeter wave products maintain a 99% availability and are part of the broadest selection in the industry.

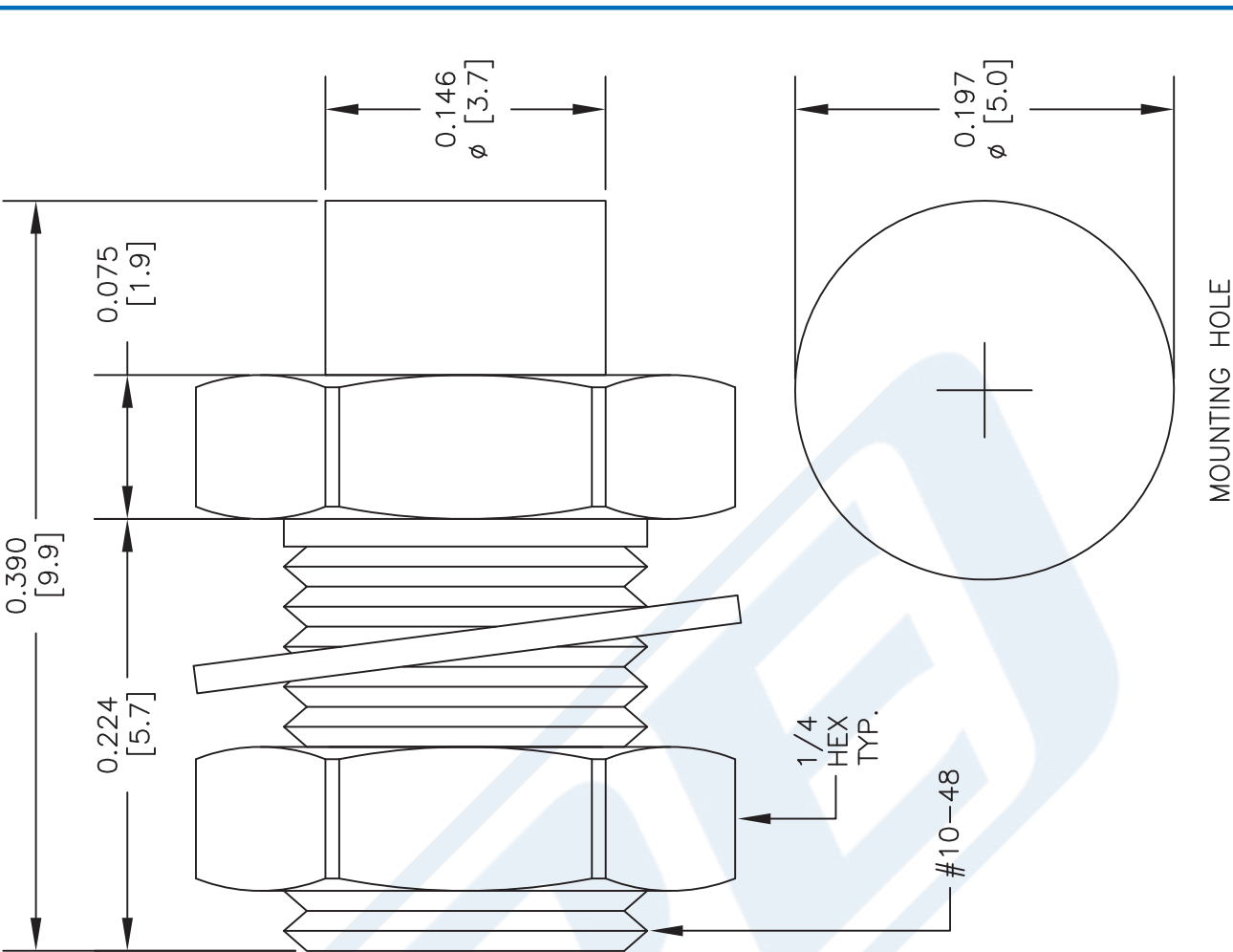
Click the following link (or enter part number in "SEARCH" on website) to obtain additional part information including price, inventory and certifications: [SMP Male Bulkhead Mount Connector Solder Attachment for PE-SR405AL, PE-SR405FL, RG405, 4.83 mm Diameter PE44483](http://www.pasternack.com/smp-male-standard-pe-sr405al-pe-sr405fl-rg405-connector-pe44483-p.aspx)

URL: <http://www.pasternack.com/smp-male-standard-pe-sr405al-pe-sr405fl-rg405-connector-pe44483-p.aspx>

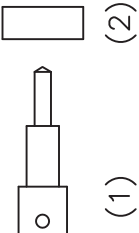
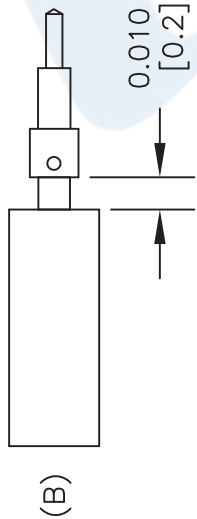
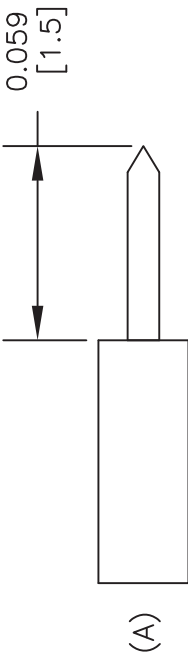
The information contained in this document is accurate to the best of our knowledge and representative of the part described herein. It may be necessary to make modifications to the part and/or the documentation of the part, in order to implement improvements. Pasternack reserves the right to make such changes as required. Unless otherwise stated, all specifications are nominal. Pasternack does not make any representation or warranty regarding the suitability of the part described herein for any particular purpose, and Pasternack does not assume any liability arising out of the use of any part or documentation.

PE44483 CAD Drawing

SMP Male Bulkhead Mount Connector Solder Attachment for
PE-SR405AL, PE-SR405FL, RG405, 4.83 mm Diameter



MOUNTING HOLE



STRIPPING DIMENSIONS

ASSEMBLY PROCEDURES

1. STRIP CABLE AS SHOWN IN (A). DO NOT NICK CENTER CONDUCTOR.
2. SOLDER CONTACT (1) TO CENTER CONDUCTOR AS SHOWN IN (B).
3. SLIDE BUSHING (2) OVER CONTACT UNTIL IT STOPS.
4. INSERT ASSEMBLY (1 & 2) INTO CONNECTOR BODY, UNTIL IT BOTTOMS OUT.
5. SOLDER CONNECTOR BODY TO CABLE.

DWG TITLE

PE44483

- NOTES:
1. UNLESS OTHERWISE SPECIFIED ALL DIMENSIONS ARE NOMINAL.
 2. ALL SPECIFICATIONS ARE SUBJECT TO CHANGE WITHOUT NOTICE AT ANY TIME.
 3. DIMENSIONS ARE IN INCHES [mm].
 4. FITS MIL-C-17 AND EQUIVALENT CABLES.

PE PASTERNAK
THE ENGINEER'S RF SOURCE
Pasternack Enterprises, Inc.
P.O. Box 16759 | Irvine | CA | 92623
Phone: (949) 261-1920 | Fax: (949) 261-7451
Website: www.pasternack.com | E-Mail: sales@pasternack.com

FSCM NO. 53919

CAD FILE 052814

SCALE N/A

SIZE A

2233



SMP Male Bulkhead Mount Connector Solder Attachment for
PE-SR405AL, PE-SR405FL, RG405, 4.83 mm Diameter

TECHNICAL DATA SHEET

PE44483

Configuration

Connector	SMP Male
Connector Specification	MIL-STD-348A
Connector Interface Type	PE-SR405AL, PE-SR405FL, RG405
Attachment Method (Shield/Contact)	Solder/Solder
Body Style	Straight
Mount Method	Bulkhead

Electrical Specifications

Frequency Range	DC to 26.5 GHz
Impedance	50 Ohms
Maximum VSWR	1.3:1
Maximum Insertion Loss	0.25 dB
Maximum Operating Voltage	335 Volts
Dielectric Withstanding Voltage	500 Vrms

Frequency 1

Frequency	DC to 4 GHz
Return Loss	30 dB
Insertion Loss	0.1 dB

Frequency 2

Frequency	4 to 12 GHz
Return Loss	20 dB
Insertion Loss	0.17 dB

Mechanical Specifications

Temperature

Operating Range	-65 to +155 deg C
-----------------	-------------------

Size

Length	0.39 in [9.91 mm]
Width/Dia.	0.25 in [6.35 mm]
Weight	0.006 lbs [2.72 g]

Connector

Type	SMP Male
Mating Cycles	500
Contact Material and Plating	Brass, Gold
Body Material and Plating	Brass, Gold
Dielectric Type	PTFE

Compliance Certifications (visit www.Pasternack.com for current document)

RoHS Compliant	
REACH Compliant	12/19/2011

Click the following link (or enter part number in "SEARCH" on website) to obtain additional part information including price, inventory and certifications: [SMP Male Bulkhead Mount Connector Solder Attachment for PE-SR405AL, PE-SR405FL, RG405, 4.83 mm Diameter PE44483](#)



SMP Male Bulkhead Mount Connector Solder Attachment for
PE-SR405AL, PE-SR405FL, RG405, 4.83 mm Diameter

TECHNICAL DATA SHEET

PE44483

Plotted and Other Data

Notes:

- Values at +25 °C, sea level

SMP Male Bulkhead Mount Connector Solder Attachment for PE-SR405AL, PE-SR405FL, RG405, 4.83 mm Diameter from Pasternack Enterprises has same day shipment for domestic and International orders. Our RF, microwave and millimeter wave products maintain a 99% availability and are part of the broadest selection in the industry.

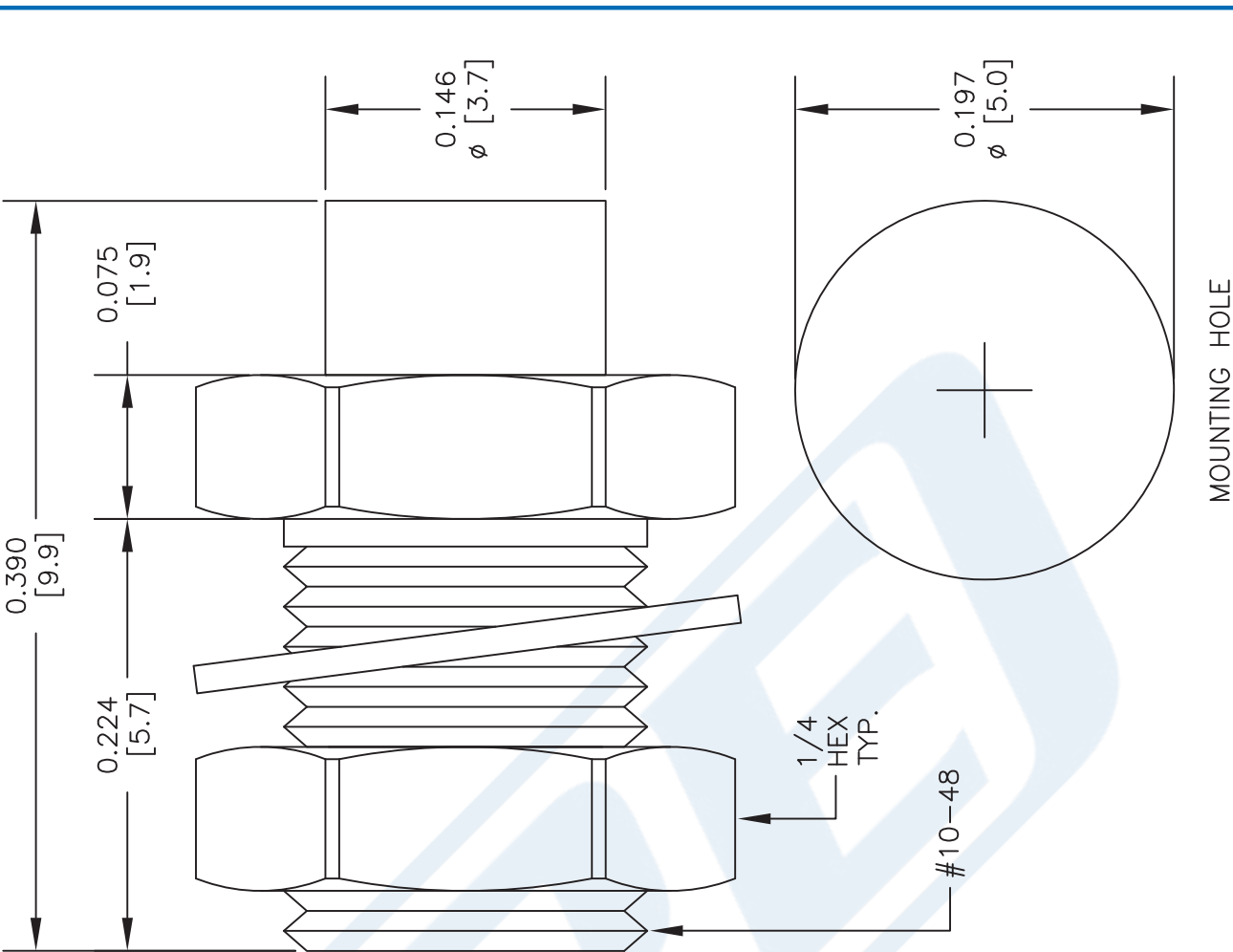
Click the following link (or enter part number in "SEARCH" on website) to obtain additional part information including price, inventory and certifications: [SMP Male Bulkhead Mount Connector Solder Attachment for PE-SR405AL, PE-SR405FL, RG405, 4.83 mm Diameter PE44483](http://www.pasternack.com/smp-male-standard-pe-sr405al-pe-sr405fl-rg405-connector-pe44483-p.aspx)

URL: <http://www.pasternack.com/smp-male-standard-pe-sr405al-pe-sr405fl-rg405-connector-pe44483-p.aspx>

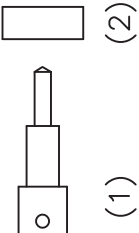
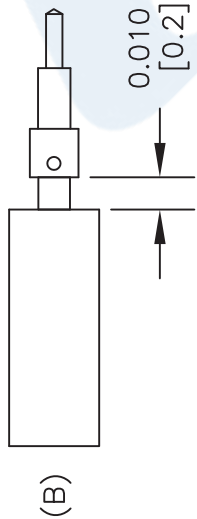
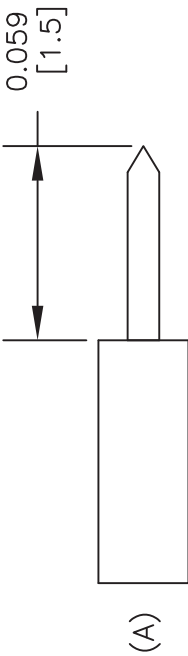
The information contained in this document is accurate to the best of our knowledge and representative of the part described herein. It may be necessary to make modifications to the part and/or the documentation of the part, in order to implement improvements. Pasternack reserves the right to make such changes as required. Unless otherwise stated, all specifications are nominal. Pasternack does not make any representation or warranty regarding the suitability of the part described herein for any particular purpose, and Pasternack does not assume any liability arising out of the use of any part or documentation.

PE44483 CAD Drawing

SMP Male Bulkhead Mount Connector Solder Attachment for
PE-SR405AL, PE-SR405FL, RG405, 4.83 mm Diameter



MOUNTING HOLE



STRIPPING DIMENSIONS

ASSEMBLY PROCEDURES

1. STRIP CABLE AS SHOWN IN (A). DO NOT NICK CENTER CONDUCTOR.
2. SOLDER CONTACT (1) TO CENTER CONDUCTOR AS SHOWN IN (B).
3. SLIDE BUSHING (2) OVER CONTACT UNTIL IT STOPS.
4. INSERT ASSEMBLY (1 & 2) INTO CONNECTOR BODY, UNTIL IT BOTTOMS OUT.
5. SOLDER CONNECTOR BODY TO CABLE.

DWG TITLE

PE44483

NOTES:
1. UNLESS OTHERWISE SPECIFIED ALL DIMENSIONS ARE NOMINAL.
2. ALL SPECIFICATIONS ARE SUBJECT TO CHANGE WITHOUT NOTICE AT ANY TIME.
3. DIMENSIONS ARE IN INCHES [mm].
4. FITS MIL-C-17 AND EQUIVALENT CABLES.

Pasternack Enterprises, Inc.
P.O. Box 16759 | Irvine | CA | 92623
Phone: (949) 261-1920 | Fax: (949) 261-7451
Website: www.pasternack.com | E-Mail: sales@pasternack.com

FSCM NO. 53919

CAD FILE 052814

SCALE N/A

SIZE A

2233

086 Semi-rigid Coax Cable with Tinned Aluminum Outer Conductor

TECHNICAL DATA SHEET

PE-SR405AL

086 Semi-rigid Coax Cable with Tinned Aluminum Outer Conductor

Configuration

Inner Conductor Material and Plating	Copper Clad Steel, Silver
Dielectric Type	PTFE
Shield Materials	Tinned Aluminum

Electrical Specifications

Impedance, Ohms	50
Maximum Operating Frequency, GHz	40
Dielectric Withstanding Voltage, Vrms	5,000

Electrical Specifications by Frequency

Frequency 1

Frequency, MHz	1000
Attenuation, dB/100ft [dB/100m]	23 [75.46]
Power Handling, Watts	130

Frequency 2

Frequency, GHz	10
Attenuation, dB/100ft [dB/100m]	81 [265.75]
Power Handling, Watts	35

Frequency 3

Frequency, GHz	20
Attenuation, dB/100ft [dB/100m]	131 [429.79]
Power Handling, Watts	20

Mechanical Specifications

Temperature

Operating Range, deg C	-55 to +125
------------------------	-------------

Inner Conductor

Number of Strands	1
Material	Copper Clad Steel
Plating	Silver
Diameter, in [mm]	0.02 [0.51]

Dielectric:

Type	PTFE
Diameter, in [mm]	0.066 [1.68]

Click the following link (or enter part number in "SEARCH" on website) to obtain additional part information including price, inventory and certifications: [086 Semi-rigid Coax Cable with Tinned Aluminum Outer Conductor PE-SR405AL](#)

The information contained in this document is accurate to the best of our knowledge and representative of the part described herein. It may be necessary to make modifications to the part and/or the documentation of the part, in order to implement improvements. Pasternack reserves the right to make such changes as required. Unless otherwise stated, all specifications are nominal.

086 Semi-rigid Coax Cable with Tinned Aluminum Outer Conductor

TECHNICAL DATA SHEET

PE-SR405AL**Shield:**

Number of	1
Material 1	Tinned Aluminum
Diameter, in [mm]	0.086 [2.18]

Jacket:

Weight, lbs/ft [Kg/m]	0.008 [0.01]
-----------------------	--------------

Compliance Certifications (visit www.Pasternack.com for current document)

Plotted and Other Data

Notes: Values at 25 °C, sea level

086 Semi-rigid Coax Cable with Tinned Aluminum Outer Conductor from Pasternack Enterprises has same day shipment for domestic and International orders. Our RF, microwave and fiber optic products maintain a 99% availability and are part of the broadest selection in the industry.

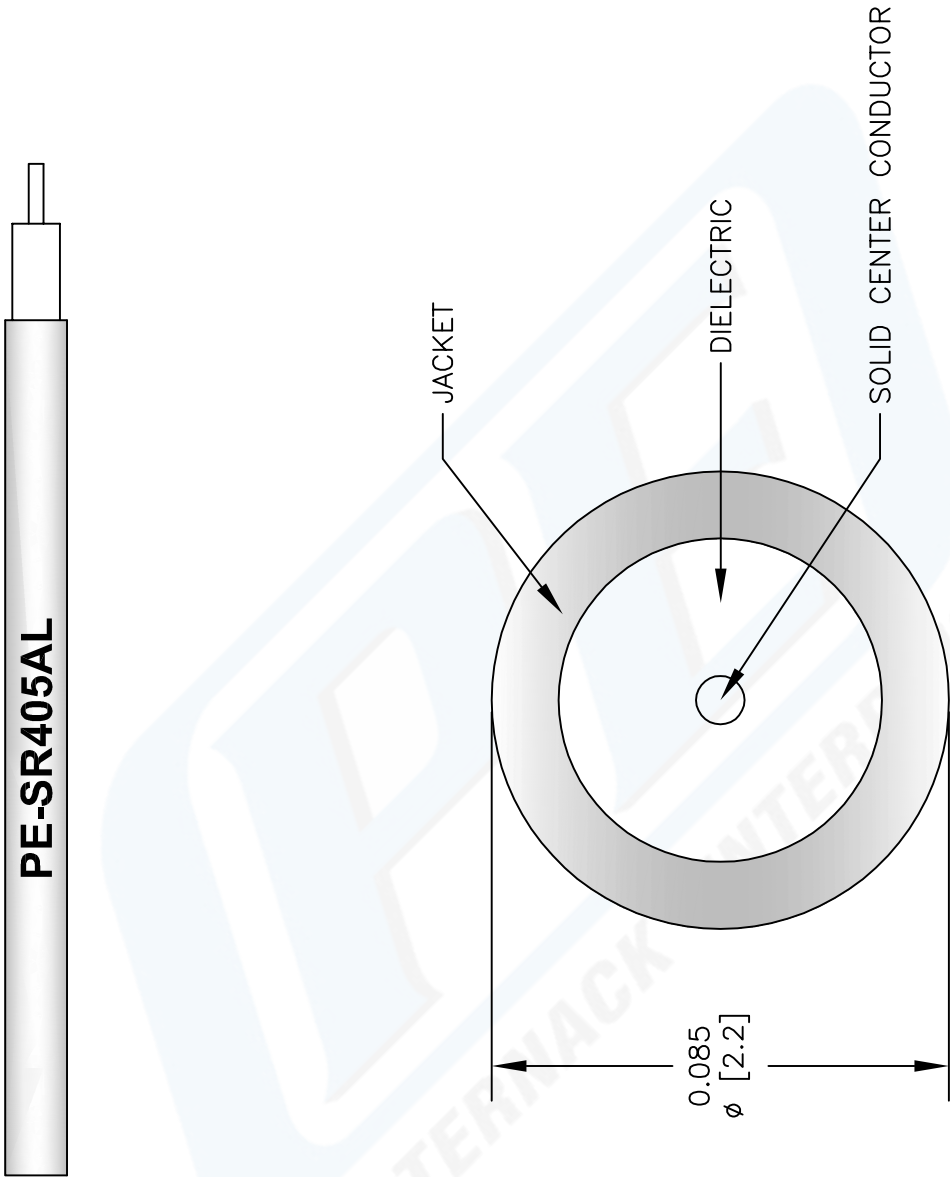
Click the following link (or enter part number in "SEARCH" on website) to obtain additional part information including price, inventory and certifications: [086 Semi-rigid Coax Cable with Tinned Aluminum Outer Conductor PE-SR405AL](#)

URL: <http://www.pasternack.com/semirigid-0.085-50-ohm-coax-cable-tinned-aluminum-pe-sr405al-p.aspx>

The information contained in this document is accurate to the best of our knowledge and representative of the part described herein. It may be necessary to make modifications to the part and/or the documentation of the part, in order to implement improvements. Pasternack reserves the right to make such changes as required. Unless otherwise stated, all specifications are nominal.

PE-SR405AL CAD Drawing

086 Semi-rigid Coax Cable with Tinned Aluminum Outer Conductor



NOTES:
1. UNLESS OTHERWISE SPECIFIED ALL DIMENSIONS ARE NOMINAL.
2. ALL SPECIFICATIONS ARE SUBJECT TO CHANGE WITHOUT NOTICE AT ANY TIME.
3. DIMENSIONS ARE IN INCHES [mm].

DWG TITLE
PE-SR405AL

REV. A | FSCM NO. 53919

147

SIZE A

SCALE N/A

CAD FILE 022808-A

PASTERNAK®

Pasternack Enterprises, Inc.
P.O. Box 16759 | Irvine | CA | 92623
Phone: (949) 261-1920 | Fax: (949) 261-7451
Website: www.pasternack.com | E-Mail: sales@pasternack.com