



2.4mm Female Connector Clamp/Solder Attachment for PE-SR405AL, PE-SR405FL, PE-SR405FLJ, PE-SR405TN, RG405

RF Connectors Technical Data Sheet

PE44216

Configuration

- 2.4mm Female Connector
- 50 Ohms
- Straight Body Geometry
- PE-SR405AL, PE-SR405FL, PE-SR405FLJ, PE-SR405TN, RG405 Interface Type
- Clamp/Solder Attachment

Features

- Gold over Nickel Plated Beryllium Copper Contact
- 50 µin minimum contact plating

Applications

- General Purpose Test
- Custom Cable Assemblies

Description

Pasternack's PE44216 2.4mm female connector with clamp/solder attachment for PE-SR405AL, PE-SR405FL, PE-SR405FLJ, PE-SR405TN and RG405 is part of our full line of RF components available for same-day shipping.

Our 2.4mm female connector PE44216 datasheet specifications and drawing with dimensions are shown below in this PDF. Pasternack's broad catalog of RF, microwave and millimeter wave connectors allows designers to configure and customize their signal connections however they like. Whether the need is to provide an I/O for a board design, or simply create a custom cable assembly configuration, Pasternack has the right connector for the job. Pasternack can also expertly build your custom cable assemblies for you and ship same-day.

Mechanical Specifications

| Size | |
|------------|--------------------|
| Length | 0.97 in [24.64 mm] |
| Width/Dia. | 0.33 in [8.38 mm] |
| Weight | 0.018 lbs [8.16 g] |

Material Specifications

| Description | Material | Plating |
|-------------|----------------------------|------------------------------------|
| Contact | Beryllium Copper | Gold over Nickel 50 µin minimum |
| Insulation | PEI | |
| Body | Passivated Stainless Steel | SAE-AMS-2700 |

Click the following link (or enter part number in "SEARCH" on website) to obtain additional part information including price, inventory and certifications: [2.4mm Female Connector Clamp/Solder Attachment for PE-SR405AL, PE-SR405FL, PE-SR405FLJ, PE-SR405TN, RG405 PE44216](#)



2.4mm Female Connector Clamp/Solder Attachment for PE-SR405AL, PE-SR405FL, PE-SR405FLJ, PE-SR405TN, RG405

RF Connectors Technical Data Sheet

PE44216

Compliance Certifications (see [product page](#) for current document)

Plotted and Other Data

Notes:

2.4mm Female Connector Clamp/Solder Attachment for PE-SR405AL, PE-SR405FL, PE-SR405FLJ, PE-SR405TN, RG405 from Pasternack Enterprises has same day shipment for domestic and International orders. Our RF, microwave and millimeter wave products maintain a 99% availability and are part of the broadest selection in the industry.

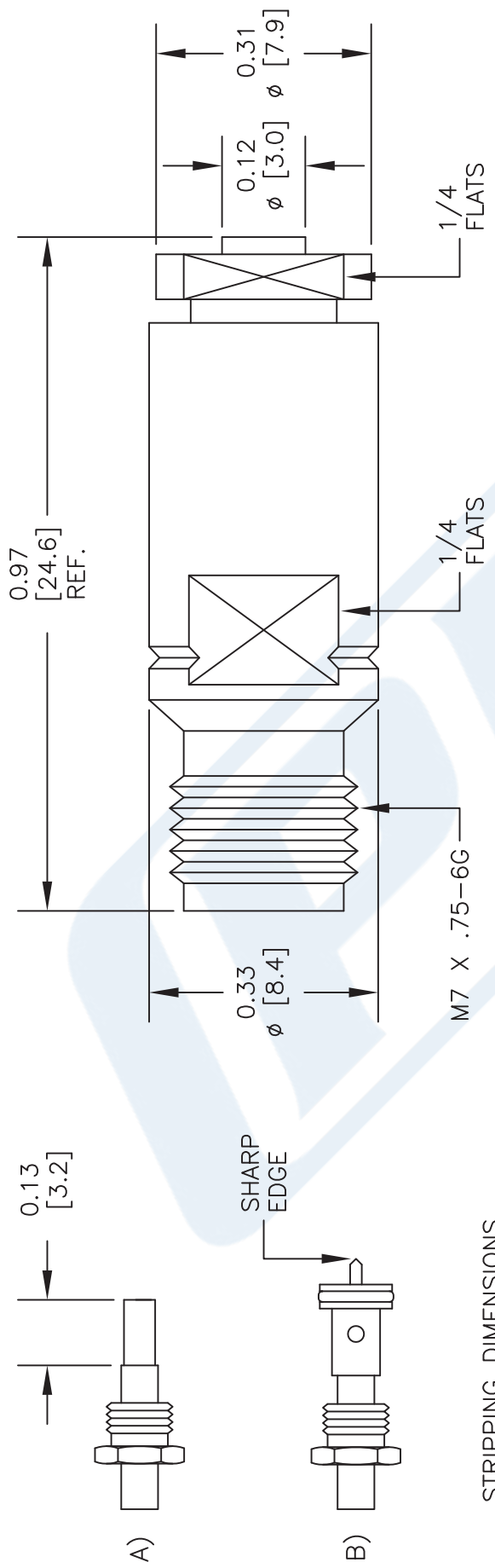
Click the following link (or enter part number in "SEARCH" on website) to obtain additional part information including price, inventory and certifications: [2.4mm Female Connector Clamp/Solder Attachment for PE-SR405AL, PE-SR405FL, PE-SR405FLJ, PE-SR405TN, RG405 PE44216](#)

URL: <https://www.pasternack.com/2.4mm-female-standard-pe-sr405al-pe-sr405fl-rg405-connector-pe44216-p.aspx>

The information contained in this document is accurate to the best of our knowledge and representative of the part described herein. It may be necessary to make modifications to the part and/or the documentation of the part, in order to implement improvements. Pasternack reserves the right to make such changes as required. Unless otherwise stated, all specifications are nominal. Pasternack does not make any representation or warranty regarding the suitability of the part described herein for any particular purpose, and Pasternack does not assume any liability arising out of the use of any part or documentation.

PE44216 CAD Drawing

2.4mm Female Connector Clamp/Solder Attachment for PE-SR405AL,
PE-SR405FL, PE-SR405FLJ, PE-SR405TN, RG405



STRIPPING DIMENSIONS

ASSEMBLY PROCEDURES

1. SLIDE CLAMP NUT OVER CABLE. STRIP CABLE AS SHOWN IN (A). DO NOT NICK DIELECTRIC.
2. INSERT CABLE THRU ADAPTER UNTIL IT BOTTOMS OUT. SOLDER OUTER CONDUCTOR TO ADAPTER & TRIM DIELECTRIC AS SHOWN IN (B).
3. SCREW ASSEMBLY INTO BODY & TIGHTEN NUT.

DWG TITLE

PE44216

NOTES:
1. UNLESS OTHERWISE SPECIFIED ALL DIMENSIONS ARE NOMINAL.
2. ALL SPECIFICATIONS ARE SUBJECT TO CHANGE WITHOUT NOTICE AT ANY TIME.
3. DIMENSIONS ARE IN INCHES [mm].
4. FITS MIL-C-17 AND EQUIVALENT CABLES.

PE PASTERNAK®
THE ENGINEER'S RF SOURCE
Pasternack Enterprises, Inc.
P.O. Box 16759 | Irvine | CA | 92623

Phone: (949) 261-1920 | Fax: (949) 261-7451
Website: www.pasternack.com | E-Mail: sales@pasternack.com

FSCM NO. 53919

CAD FILE 053014

SCALE N/A

SIZE A

2233



**2.4mm Female Bulkhead Mount Connector Clamp/
Solder Attachment for PE-SR405AL, PE-SR405FL, PE-
SR405FLJ, PE-SR405TN, RG405, .252 inch D Hole**

RF Connectors Technical Data Sheet

PE44801

Configuration

- 2.4mm Female Connector
- IEEE-STD-P287
- 50 Ohms
- Straight Body Geometry
- PE-SR405AL, PE-SR405FL, PE-SR405FLJ, PE-SR405TN, RG405 Interface Type
- Clamp/Solder Attachment
- Bulkhead

Features

- Max. Operating Frequency 50 GHz
- Good VSWR of 1.35:1
- Gold over Nickel Plated Beryllium Copper Contact
- 50 μ m minimum contact plating

Applications

- General Purpose Test
- Rack and Panel Mount Applications
- Custom Cable Assemblies

Description

Pasternack's PE44801 2.4mm female bulkhead connector with clamp/solder attachment for PE-SR405AL, PE-SR405FL, PE-SR405FLJ, PE-SR405TN and RG405 (.252 inch D hole) is part of our full line of RF components available for same-day shipping. Our 2.4mm female connector operates up to a maximum frequency of 50 GHz and offers good VSWR of 1.35:1. This 2.4mm bulkhead connector allows designers to create external connections on their product enclosures, and can be used in a variety of other rack mount and panel mount applications.

Our 2.4mm female bulkhead connector PE44801 datasheet specifications and drawing with dimensions are shown below in this PDF. Pasternack's broad catalog of RF, microwave and millimeter wave connectors allows designers to configure and customize their signal connections however they like. Whether the need is to provide an I/O for a board design, or simply create a custom cable assembly configuration, Pasternack has the right connector for the job. Pasternack can also expertly build your custom cable assemblies for you and ship same-day.

Electrical Specifications

| Description | Minimum | Typical | Maximum | Units |
|-----------------|---------|---------|---------|-------|
| Frequency Range | DC | | 50 | GHz |
| VSWR | | | 1.35:1 | |

Mechanical Specifications

| | |
|-------------|---------------------|
| Size | |
| Length | 0.965 in [24.51 mm] |
| Width/Dia. | 0.375 in [9.53 mm] |
| Weight | 0.017 lbs [7.71 g] |

Click the following link (or enter part number in "SEARCH" on website) to obtain additional part information including price, inventory and certifications: [2.4mm Female Bulkhead Mount Connector Clamp/Solder Attachment for PE-SR405AL, PE-SR405FL, PE-SR405FLJ, PE-SR405TN, RG405, .252 inch D Hole PE44801](#)



2.4mm Female Bulkhead Mount Connector Clamp/
Solder Attachment for PE-SR405AL, PE-SR405FL, PE-
SR405FLJ, PE-SR405TN, RG405, .252 inch D Hole

RF Connectors Technical Data Sheet

PE44801

Material Specifications

| Description | Material | Plating |
|-------------|----------------------------|------------------------------------|
| Contact | Beryllium Copper | Gold over Nickel 50 µin minimum |
| Insulation | PEI | |
| Body | Passivated Stainless Steel | SAE-AMS-2700 |

Compliance Certifications (see [product page](#) for current document)

Plotted and Other Data

Notes:

2.4mm Female Bulkhead Mount Connector Clamp/Solder Attachment for PE-SR405AL, PE-SR405FL, PE-SR405FLJ, PE-SR405TN, RG405, .252 inch D Hole from Pasternack Enterprises has same day shipment for domestic and International orders. Our RF, microwave and millimeter wave products maintain a 99% availability and are part of the broadest selection in the industry.


Click the following link (or enter part number in "SEARCH" on website) to obtain additional part information including price, inventory and certifications: [2.4mm Female Bulkhead Mount Connector Clamp/Solder Attachment for PE-SR405AL, PE-SR405FL, PE-SR405FLJ, PE-SR405TN, RG405, .252 inch D Hole PE44801](#)

URL: <https://www.pasternack.com/2.4mm-female-standard-pe-sr405al-pe-sr405fl-pe-sr405flj-rg405-connector-pe44801-p.aspx>

The information contained in this document is accurate to the best of our knowledge and representative of the part described herein. It may be necessary to make modifications to the part and/or the documentation of the part, in order to implement improvements. Pasternack reserves the right to make such changes as required. Unless otherwise stated, all specifications are nominal. Pasternack does not make any representation or warranty regarding the suitability of the part described herein for any particular purpose, and Pasternack does not assume any liability arising out of the use of any part or documentation.

2.4mm Female Bulkhead Mount Connector Clamp/Solder Attachment for PE-SR405AL, PE-SR405FL, PE-SR405FLJ, PE-SR405TN, RG405, .252 inch D Hole



| | | | | | | | | |
|---|--|-----------------|-----------|-------------|-----------|--|--|--|
| <div><div><div><div>PASTERNAK®</div><div>Pasternack Enterprises, Inc.</div><div>P.O. Box 16759 Irvine CA 92623</div><div>Phone: (949) 261-1920 Fax: (949) 261-7451</div><div>Website: www.pasternack.com E-Mail: sales@pasternack.com</div></div></div></div> | | | | | DWG TITLE | | NOTES: 1. UNLESS OTHERWISE SPECIFIED ALL DIMENSIONS ARE NOMINAL. 2. ALL SPECIFICATIONS ARE SUBJECT TO CHANGE WITHOUT NOTICE AT ANY TIME. 3. DIMENSIONS ARE IN INCHES [mm]. 4. FITS MIL-C-17 AND EQUIVALENT CABLES. | |
| FSCM NO. 53919 | | CAD FILE 042213 | SCALE N/A | SIZE A 2233 | | | | |

086 Semi-rigid Coax Cable with Tinned
Aluminum Outer Conductor

TECHNICAL DATA SHEET

PE-SR405AL

086 Semi-rigid Coax Cable with Tinned Aluminum Outer Conductor

Configuration

| | |
|--------------------------------------|---------------------------|
| Inner Conductor Material and Plating | Copper Clad Steel, Silver |
| Dielectric Type | PTFE |
| Shield Materials | Tinned Aluminum |

Electrical Specifications

| | |
|---------------------------------------|-------|
| Impedance, Ohms | 50 |
| Maximum Operating Frequency, GHz | 40 |
| Dielectric Withstanding Voltage, Vrms | 5,000 |

Electrical Specifications by Frequency

Frequency 1

| | |
|---------------------------------|------------|
| Frequency, MHz | 1000 |
| Attenuation, dB/100ft [dB/100m] | 23 [75.46] |
| Power Handling, Watts | 130 |

Frequency 2

| | |
|---------------------------------|-------------|
| Frequency, GHz | 10 |
| Attenuation, dB/100ft [dB/100m] | 81 [265.75] |
| Power Handling, Watts | 35 |

Frequency 3

| | |
|---------------------------------|--------------|
| Frequency, GHz | 20 |
| Attenuation, dB/100ft [dB/100m] | 131 [429.79] |
| Power Handling, Watts | 20 |

Mechanical Specifications

Temperature

| | |
|------------------------|-------------|
| Operating Range, deg C | -55 to +125 |
|------------------------|-------------|

Inner Conductor

| | |
|-------------------|-------------------|
| Number of Strands | 1 |
| Material | Copper Clad Steel |
| Plating | Silver |
| Diameter, in [mm] | 0.02 [0.51] |

Dielectric:

| | |
|-------------------|--------------|
| Type | PTFE |
| Diameter, in [mm] | 0.066 [1.68] |

Click the following link (or enter part number in "SEARCH" on website) to obtain additional part information including price, inventory and certifications: [086 Semi-rigid Coax Cable with Tinned Aluminum Outer Conductor PE-SR405AL](#)

The information contained in this document is accurate to the best of our knowledge and representative of the part described herein. It may be necessary to make modifications to the part and/or the documentation of the part, in order to implement improvements. Pasternack reserves the right to make such changes as required. Unless otherwise stated, all specifications are nominal.

086 Semi-rigid Coax Cable with Tinned Aluminum Outer Conductor

TECHNICAL DATA SHEET

PE-SR405AL**Shield:**

| | |
|-------------------|-----------------|
| Number of | 1 |
| Material 1 | Tinned Aluminum |
| Diameter, in [mm] | 0.086 [2.18] |

Jacket:

| | |
|-----------------------|--------------|
| Weight, lbs/ft [Kg/m] | 0.008 [0.01] |
|-----------------------|--------------|

Compliance Certifications (visit www.Pasternack.com for current document)

Plotted and Other Data

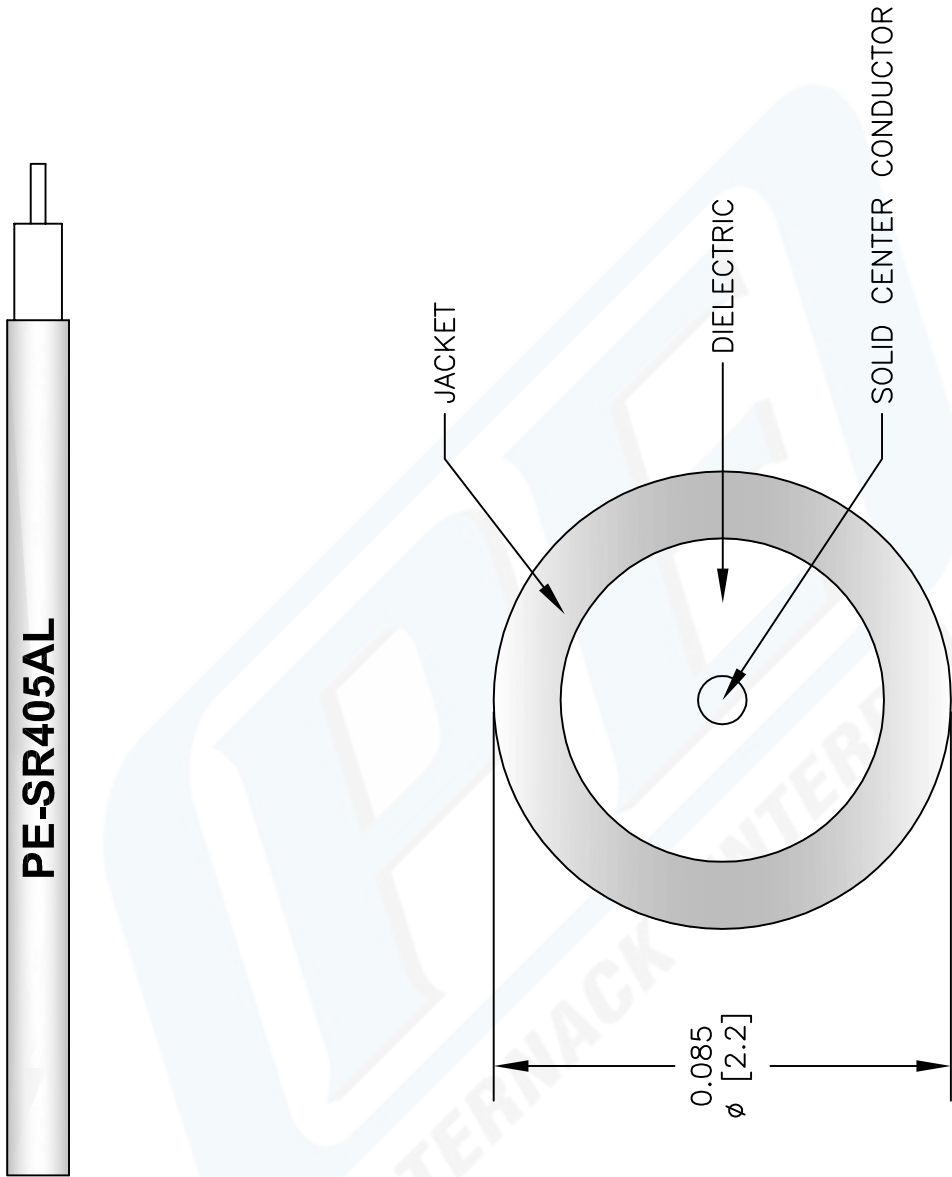
Notes: Values at 25 °C, sea level

086 Semi-rigid Coax Cable with Tinned Aluminum Outer Conductor from Pasternack Enterprises has same day shipment for domestic and International orders. Our RF, microwave and fiber optic products maintain a 99% availability and are part of the broadest selection in the industry.

Click the following link (or enter part number in "SEARCH" on website) to obtain additional part information including price, inventory and certifications: [086 Semi-rigid Coax Cable with Tinned Aluminum Outer Conductor PE-SR405AL](http://www.pasternack.com/semirigid-0.085-50-ohm-coax-cable-tinned-aluminum-pe-sr405al-p.aspx)

URL: <http://www.pasternack.com/semirigid-0.085-50-ohm-coax-cable-tinned-aluminum-pe-sr405al-p.aspx>

The information contained in this document is accurate to the best of our knowledge and representative of the part described herein. It may be necessary to make modifications to the part and/or the documentation of the part, in order to implement improvements. Pasternack reserves the right to make such changes as required. Unless otherwise stated, all specifications are nominal.



NOTES:
1. UNLESS OTHERWISE SPECIFIED ALL DIMENSIONS ARE NOMINAL.
2. ALL SPECIFICATIONS ARE SUBJECT TO CHANGE WITHOUT NOTICE AT ANY TIME.
3. DIMENSIONS ARE IN INCHES [mm].

| | | | | | |
|------------|----------------|----------|--|-------|------|
| DWG TITLE | | CAD FILE | | SCALE | SIZE |
| PE-SR405AL | | 022808-A | | N/A | A |
| REV. A | FSCM NO. 53919 | | | 147 | |



PE PASTERNAK®

Pasternack Enterprises, Inc.

P.O. Box 16759 | Irvine | CA | 92623

Phone: (949) 261-1920 | Fax: (949) 261-7451

Website: www.pasternack.com | E-Mail: sales@pasternack.com