



SMP Female Right Angle Push-On Connector Crimp/ Solder Attachment for RG316, RG174, LMR-100

RF Connectors Technical Data Sheet

PE45128

Configuration

- Push-On SMP Female Connector
- MIL-STD-348A
- 50 Ohms
- Right Angle Body Geometry
- RG316, RG174, LMR-100 Interface Type
- Crimp/Solder Attachment

Electrical Specifications

| Description | Minimum | Typical | Maximum | Units |
|------------------------|---------|---------|---------|-------|
| Frequency Range | DC | | 3 | GHz |
| VSWR | | | 1.3:1 | |
| Operating Voltage (AC) | | | 350 | Vrms |

Mechanical Specifications

Size

| | |
|------------|----------------------|
| Length | 0.295 in [7.49 mm] |
| Width/Dia. | 0.157 in [3.99 mm] |
| Height | 0.311 in [7.9 mm] |
| Weight | 0.00736 lbs [3.34 g] |

Material Specifications

| Description | Material | Plating |
|-----------------|------------------|-------------------------|
| Contact | Beryllium Copper | Gold 30μ in. minimum |
| Insulation | Teflon | |
| Outer Conductor | Beryllium Copper | Gold 3μ in. minimum |
| Body | Brass | Gold 3μ in. minimum |

Environmental Specifications

Temperature

| | |
|-----------------|------------------|
| Operating Range | -65 to 165 deg C |
|-----------------|------------------|

Click the following link (or enter part number in "SEARCH" on website) to obtain additional part information including price, inventory and certifications: [SMP Female Right Angle Push-On Connector Crimp/Solder Attachment for RG316, RG174, LMR-100 PE45128](#)



SMP Female Right Angle Push-On Connector Crimp/ Solder Attachment for RG316, RG174, LMR-100

RF Connectors Technical Data Sheet

PE45128

Compliance Certifications (see [product page](#) for current document)

Plotted and Other Data

Notes:

SMP Female Right Angle Push-On Connector Crimp/Solder Attachment for RG316, RG174, LMR-100 from Pasternack Enterprises has same day shipment for domestic and International orders. Our RF, microwave and millimeter wave products maintain a 99% availability and are part of the broadest selection in the industry.

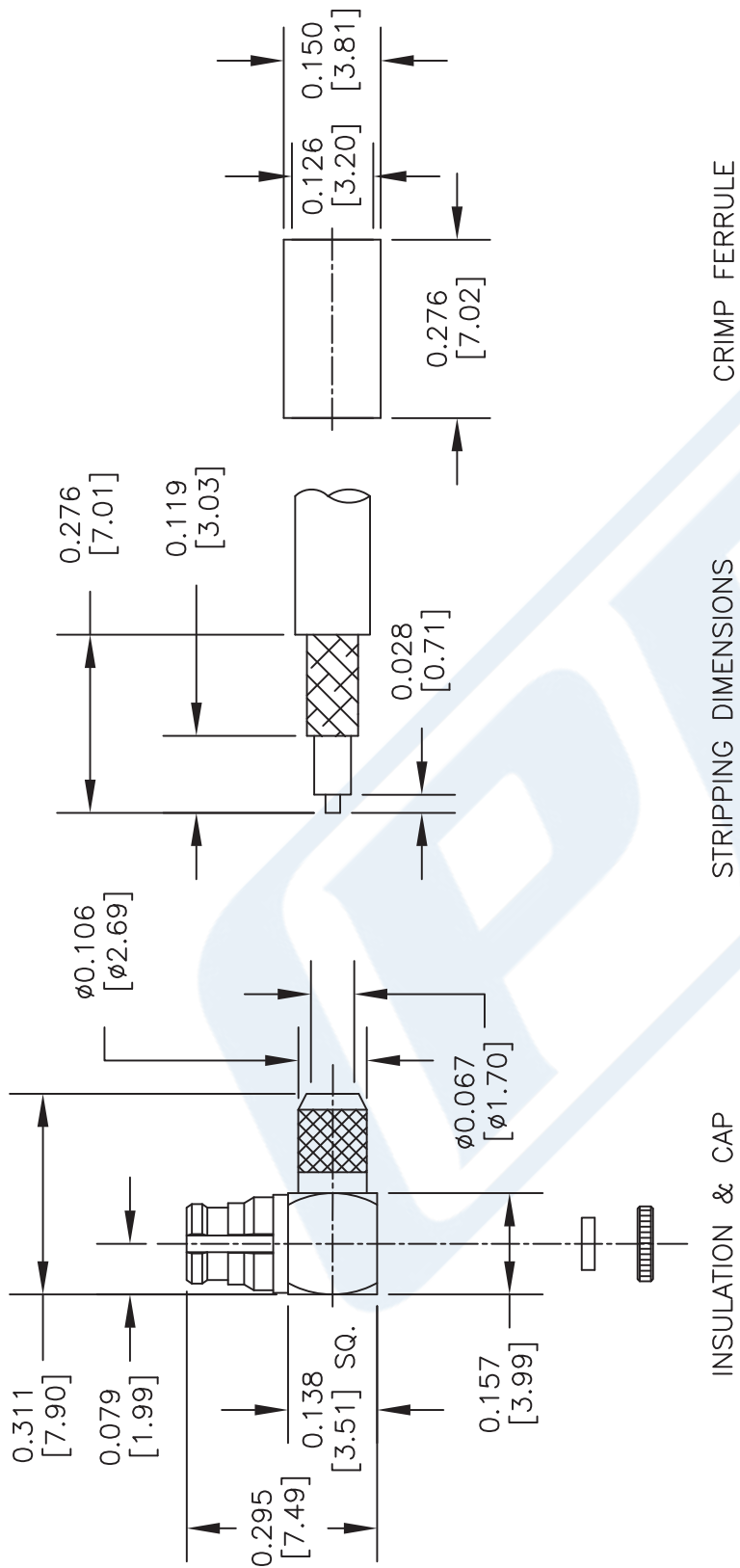
Click the following link (or enter part number in "SEARCH" on website) to obtain additional part information including price, inventory and certifications: [SMP Female Right Angle Push-On Connector Crimp/Solder Attachment for RG316, RG174, LMR-100 PE45128](#)

URL: <https://www.pasternack.com/smp-female-push-on-rg316-rg174-lmr-100-connector-pe45128-p.aspx>

The information contained in this document is accurate to the best of our knowledge and representative of the part described herein. It may be necessary to make modifications to the part and/or the documentation of the part, in order to implement improvements. Pasternack reserves the right to make such changes as required. Unless otherwise stated, all specifications are nominal. Pasternack does not make any representation or warranty regarding the suitability of the part described herein for any particular purpose, and Pasternack does not assume any liability arising out of the use of any part or documentation.

PE45128 CAD Drawing

SMP Female Right Angle Push-On Connector Crimp/
Solder Attachment for RG316, RG174, LMR-100



ASSEMBLY PROCEDURES

1. STRIP THE CABLE TO THE DIMENSIONS SHOWN, DO NOT NICK CENTER CONDUCTOR OR BRAID.
2. SLIDE FERRULE ONTO THE CABLE.
3. FLARE THE BRAID, INSERT THE CONTACT AND SOLDER TO INTERNAL CONTACT.
4. SLIDE FERRULE OVER BRAID AND CRIMP WITH .130" [3.3] HEX. CRIMP TOOL.
5. INSERT THE INSULATION AND THE CAP.



Pasternack Enterprises, Inc.
P.O. Box 16759 | Irvine | CA | 92623
Phone: (949) 261-1920 | Fax: (949) 261-7451
Website: www.pasternack.com | E-Mail: sales@pasternack.com

DWG TITLE

PE45128

NOTES:
1. UNLESS OTHERWISE SPECIFIED ALL DIMENSIONS ARE NOMINAL.
2. ALL SPECIFICATIONS ARE SUBJECT TO CHANGE WITHOUT NOTICE AT ANY TIME.
3. DIMENSIONS ARE IN INCHES [mm].

FSCM NO. 53919

CAD FILE 021015

SCALE N/A

SIZE A

200



RP TNC Female Bulkhead Mount Connector Crimp/
Solder Attachment for RG174, RG316, RG188, 0.100 inch,
PE-B100, PE-C100, LMR-100, IP67 Rated

RF Connectors Technical Data Sheet

PE44902

Configuration

- TNC Female Reverse Polarity Connector
- 50 Ohms
- Straight Body Geometry
- RG174, RG316, RG188, 0.100 inch, PE-B100, PE-C100, LMR-100 Interface Type
- Crimp/Solder Attachment
- Bulkhead

Features

- Max. Operating Frequency 3 GHz
- Excellent VSWR of 1.25:1
- Gold Plated Phosphor Bronze Contact
- 30 μ m minimum contact plating
- Reverse Polarity
- IP67 Rated (Unmated)

Applications

- General Purpose Test
- Rack and Panel Mount Applications
- Custom Cable Assemblies

Description

Pasternack's PE44902 RP TNC female bulkhead connector with crimp/solder attachment for RG174, RG316, RG188, 0.100 inch, PE-B100, PE-C100 and LMR-100 is part of our full line of RF components available for same-day shipping. The female reverse polarity configuration uses a female connector body with a male inner contact pin. Our TNC female connector operates up to a maximum frequency of 3 GHz and offers excellent VSWR of 1.25:1. This TNC bulkhead connector allows designers to create external connections on their product enclosures, and can be used in a variety of other rack mount and panel mount applications. The connector has an IP67 rating to protect against dust and temporary moisture protection under immersion conditions.

Our reverse polarity TNC female bulkhead connector PE44902 datasheet specifications and drawing with dimensions are shown below in this PDF. Pasternack's broad catalog of RF, microwave and millimeter wave connectors allows designers to configure and customize their signal connections however they like. Whether the need is to provide an I/O for a board design, or simply create a custom cable assembly configuration, Pasternack has the right connector for the job. Pasternack can also expertly build your custom cable assemblies for you and ship same-day.

Electrical Specifications

| Description | Minimum | Typical | Maximum | Units |
|-----------------|---------|---------|---------|-------|
| Frequency Range | DC | | 3 | GHz |
| VSWR | | | 1.25:1 | |

Mechanical Specifications

| | |
|-------------|---------------------|
| Size | |
| Length | 1.38 in [35.05 mm] |
| Width/Dia. | 0.75 in [19.05 mm] |
| Weight | 0.038 lbs [17.24 g] |

Click the following link (or enter part number in "SEARCH" on website) to obtain additional part information including price, inventory and certifications: [RP TNC Female Bulkhead Mount Connector Crimp/Solder Attachment for RG174, RG316, RG188, 0.100 inch, PE-B100, PE-C100, LMR-100, IP67 Rated PE44902](#)



RP TNC Female Bulkhead Mount Connector Crimp/
Solder Attachment for RG174, RG316, RG188, 0.100 inch,
PE-B100, PE-C100, LMR-100, IP67 Rated

RF Connectors Technical Data Sheet

PE44902

Material Specifications

| Description | Material | Plating |
|-------------|-----------------|------------------------|
| Contact | Phosphor Bronze | Gold 30 µin minimum |
| Insulation | PTFE | |
| Body | Brass | Nickel |

Environmental Specifications

Temperature

Operating Range

-65 to +165 deg C

Ingress Protection (IP) Rating

IP67 Rated (Unmated)

Compliance Certifications (see [product page](#) for current document)

Plotted and Other Data

Notes:

RP TNC Female Bulkhead Mount Connector Crimp/Solder Attachment for RG174, RG316, RG188, 0.100 inch, PE-B100, PE-C100, LMR-100, IP67 Rated from Pasternack Enterprises has same day shipment for domestic and International orders. Our RF, microwave and millimeter wave products maintain a 99% availability and are part of the broadest selection in the industry.

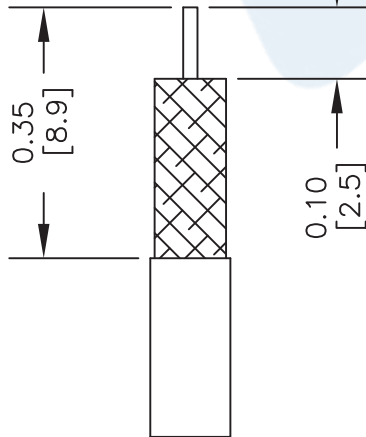
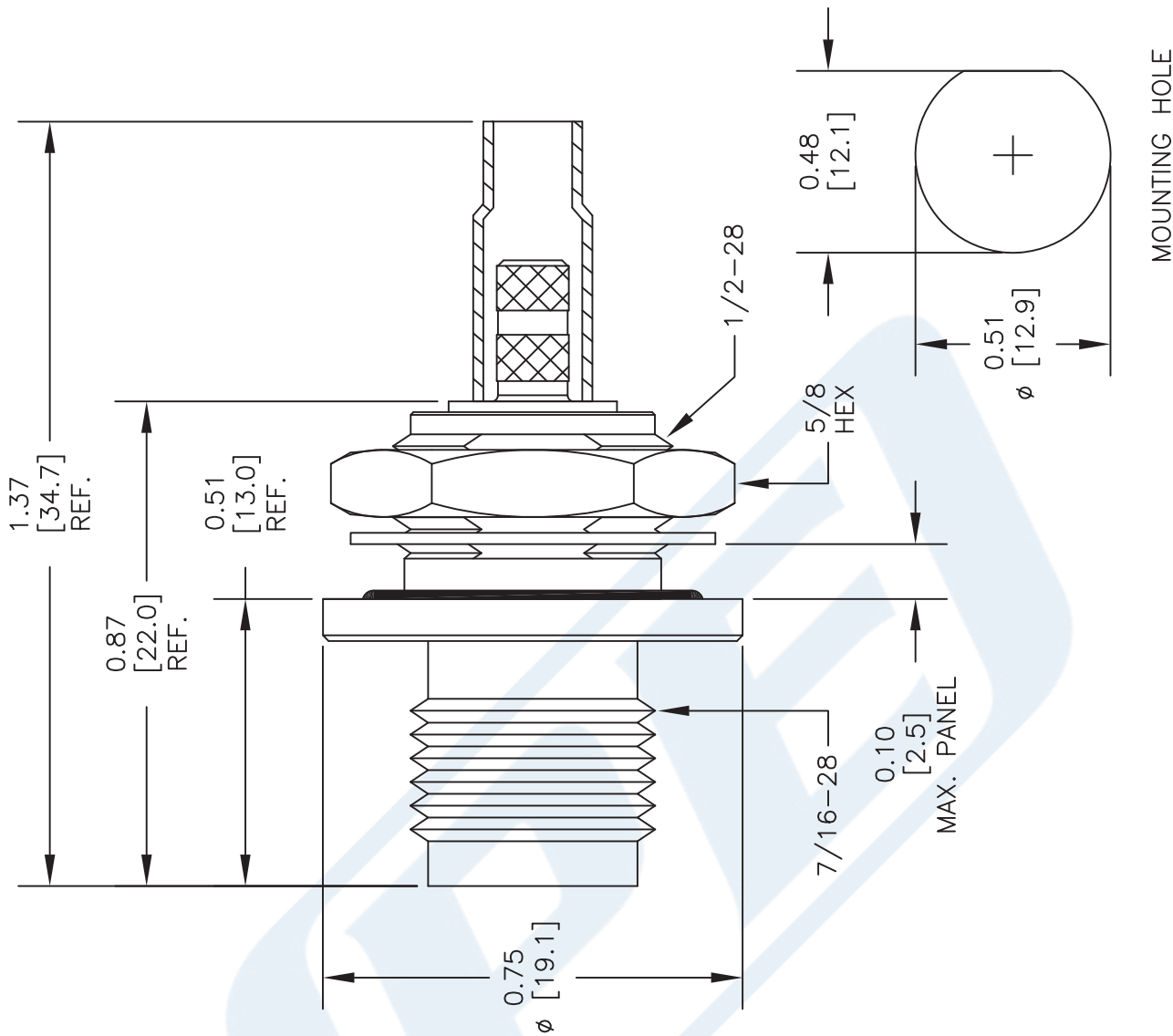
Click the following link (or enter part number in "SEARCH" on website) to obtain additional part information including price, inventory and certifications: [RP TNC Female Bulkhead Mount Connector Crimp/Solder Attachment for RG174, RG316, RG188, 0.100 inch, PE-B100, PE-C100, LMR-100, IP67 Rated PE44902](#)

URL: <https://www.pasternack.com/tnc-female-reverse-polarity-rg316-u-rg174-lmr-100-connector-pe44902-p.aspx>

The information contained in this document is accurate to the best of our knowledge and representative of the part described herein. It may be necessary to make modifications to the part and/or the documentation of the part, in order to implement improvements. Pasternack reserves the right to make such changes as required. Unless otherwise stated, all specifications are nominal. Pasternack does not make any representation or warranty regarding the suitability of the part described herein for any particular purpose, and Pasternack does not assume any liability arising out of the use of any part or documentation.

PE44902 CAD Drawing

RP TNC Female Bulkhead Mount Connector Crimp/Solder Attachment for RG174, RG316, RG188, 0.100 inch, PE-B100, PE-C100, LMR-100, IP67 Rated



STRIPPING DIMENSIONS ASSEMBLY PROCEDURES

1. TRIM CABLE AS SHOWN
2. SLIDE CRIMP FERRULE ONTO CABLE
3. CRIMP OR SOLDER BULLET CONTACT TO THE CENTER CONDUCTOR, INSERT CABLE WITH BULLET CONTACT INTO REAR FERRULE BODY, SLIDING FOIL INTO THE BODY AND THE BRAID OVER THE BODY
4. CRIMP FERRULE

CRIMP SIZE REQUIRED

CONTACT: CRIMP OR SOLDER
FERRULE: .178" HEX TOOL CRIMP

DWG TITLE

PE44902

NOTES:
1. UNLESS OTHERWISE SPECIFIED ALL DIMENSIONS ARE NOMINAL.
2. ALL SPECIFICATIONS ARE SUBJECT TO CHANGE WITHOUT NOTICE AT ANY TIME.
3. DIMENSIONS ARE IN INCHES [mm].
4. FITS MIL-C-17 AND EQUIVALENT CABLES.

Pasternack Enterprises, Inc.
P.O. Box 16759 | Irvine | CA | 92623
Phone: (949) 261-1920 | Fax: (949) 261-7451
Website: www.pasternack.com | E-Mail: sales@pasternack.com

FSCM NO. 53919

CAD FILE 102213

SCALE N/A

SIZE A

150

Flexible RG316 Coax Cable Single Shielded with Tan FEP Jacket

RF Cables Technical Data Sheet

RG316/U

Configuration

- Flexible Cable
- 1 Shield(s)

Features

- High Flexibility
- FEP Jacket
- Velocity of Propagation 69%

Applications

- General Purpose
- Antenna Feeds
- Communication Systems
- Wireless Systems
- Indoor / Outdoor Uses
- High Temperature Applications
- High Flexibility Applications
- Jumper Cable Assemblies

Description

Flexible coaxial cable are ideal for applications where tight bends and continual flexure are required. Pasternack's RG316/U is a single shielded flexible coax cable with FEP jacket and compatible with a wide selection of connector types. This RG316/U coaxial cable has a stranded inner conductor for better flexibility and operates up to 3 GHz. The FEP jacket of this RG316/U coax cable makes it suitable for indoor/outdoor uses and high temperature applications. RG316/U datasheet specifications and outline drawing for this flexible cable are shown in the PDF below.

Pasternack carries a wide range of cables ready to ship same day to fit your needs. They are available in corrugated, flexible, formable or semi-rigid versions with different constructions of conductor materials, dielectric materials, shielding configurations and jacket materials. Our cables are designed to fit a wide range of performance criteria including attenuation, operating temperature, environmental factor, and power capability.

Electrical Specifications

| Description | Minimum | Typical | Maximum | Units |
|--------------------------------------|---------|--------------|---------|--------------|
| Frequency Range | DC | | 3 | GHz |
| Impedance | | 50 | | Ohms |
| Velocity of Propagation | | 69 | | % |
| Operating Voltage (AC) | | | 900 | Vrms |
| Dielectric Withstanding Voltage (AC) | | | 2,000 | Vrms |
| Jacket Spark | | | 2,000 | Vrms |
| Nominal Capacitance | | 29.4 [96.46] | | pF/ft [pF/m] |

Click the following link (or enter part number in "SEARCH" on website) to obtain additional part information including price, inventory and certifications: [Flexible RG316 Coax Cable Single Shielded with Tan FEP Jacket RG316/U](#)

Flexible RG316 Coax Cable Single Shielded with Tan FEP Jacket

RF Cables Technical Data Sheet

RG316/U

Performance by Frequency Band

| Description | F1 | F2 | F3 | F4 | F5 | Units |
|------------------|-------|-------|------|--------|--------|----------|
| Frequency | 0.05 | 0.1 | 0.4 | 1 | 3 | GHz |
| Attenuation, Typ | 7.5 | 11 | 21 | 38 | 58 | dB/100ft |
| | 24.61 | 36.09 | 68.9 | 124.67 | 190.29 | dB/100m |

Mechanical Specifications

| | |
|----------|-------------------------|
| Diameter | 0.102 in [2.59 mm] |
| Weight | 0.01 lbs/ft [0.01 Kg/m] |

Construction Specifications

| Description | Material and Plating | Diameter |
|-----------------|--|--------------------|
| Inner Conductor | Copper Clad Steel, Silver, 7 Strands | 0.02 in [0.51 mm] |
| Conductor Type | Stranded | |
| Dielectric | PTFE | 0.06 in [1.52 mm] |
| First Shield | Silver Plated Copper Braid 95% coverage | |
| Jacket | FEP, Tan | 0.102 in [2.59 mm] |

Environmental Specifications

| | |
|--------------------------------|-------------------|
| Temperature Operating Range | -55 to +200 deg C |
|--------------------------------|-------------------|

Click the following link (or enter part number in "SEARCH" on website) to obtain additional part information including price, inventory and certifications: [Flexible RG316 Coax Cable Single Shielded with Tan FEP Jacket RG316/U](#)

Flexible RG316 Coax Cable Single Shielded with Tan FEP Jacket

RF Cables Technical Data Sheet

RG316/U

Compliance Certifications (see [product page](#) for current document)

Plotted and Other Data

Notes:

Flexible RG316 Coax Cable Single Shielded with Tan FEP Jacket from Pasternack Enterprises has same day shipment for domestic and International orders. Our RF, microwave and millimeter wave products maintain a 99.4% availability and are part of the broadest selection in the industry.

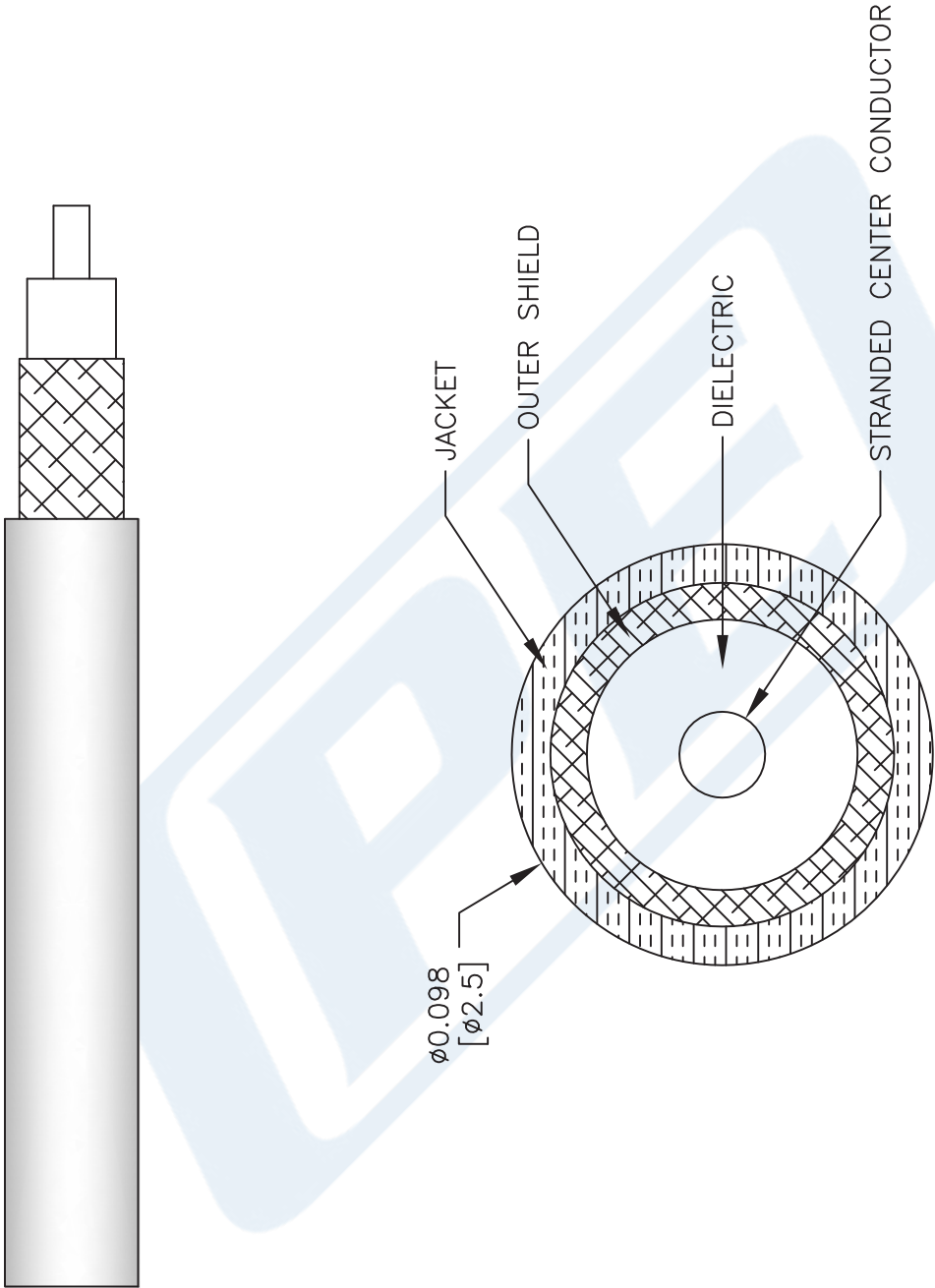
Click the following link (or enter part number in "SEARCH" on website) to obtain additional part information including price, inventory and certifications: [Flexible RG316 Coax Cable Single Shielded with Tan FEP Jacket RG316/U](#)

URL: <https://www.pasternack.com/50-ohm-flexible-rg316u-fep-jacket-silver-plated-copper-braid-outer-conductor-single-shielded-tan-rg316-u-p.aspx>

The information contained in this document is accurate to the best of our knowledge and representative of the part described herein. It may be necessary to make modifications to the part and/or the documentation of the part, in order to implement improvements. Pasternack reserves the right to make such changes as required. Unless otherwise stated, all specifications are nominal. Pasternack does not make any representation or warranty regarding the suitability of the part described herein for any particular purpose, and Pasternack does not assume any liability arising out of the use of any part or documentation.

RG316/U CAD Drawing

Flexible RG316 Coax Cable Single Shielded with Tan FEP Jacket



NOTES:
1. UNLESS OTHERWISE SPECIFIED ALL DIMENSIONS ARE NOMINAL.
2. ALL SPECIFICATIONS ARE SUBJECT TO CHANGE WITHOUT NOTICE AT ANY TIME.
3. DIMENSIONS ARE IN INCHES [mm].

DWG TITLE
RG316/U

FSCM NO. 53919

41742

SIZE A

SCALE N/A

111716

CAD FILE