



N Female Bulkhead Connector Crimp/Solder Attachment
For PE-C240, LMR-240, RG8X, .640 inch DD Hole

TECHNICAL DATA SHEET

PE44529

N Female Bulkhead Connector Crimp/Solder Attachment For PE-C240, LMR-240, RG8X, .640 inch DD Hole

Configuration

Connector	N Female
Connector Specification	MIL-STD-348A
Connector Interface Type	PE-C240, LMR-240, RG8X
Cable Attachment Method (Shield/Contact)	Crimp/Solder
Body Style	Straight
Mount Method	Bulkhead

Electrical Specifications

Frequency Range, GHz	DC to 11
Impedance, Ohms	50
Maximum Operating Voltage, Volts	1,500

Frequency 1

Frequency, GHz	DC to 6
VSWR	1.3:1

Mechanical Specifications

Temperature

Operating Range, deg C	-65 to +165
------------------------	-------------

Size

Length, in [mm]	1.6 [40.64]
Width/Dia., in [mm]	0.87 [22.10]
Weight, lbs [g]	0.11 [49.9]

Connector

Type	N Female
Contact Material and Plating	Brass, Gold
Body Material and Plating	Brass, Tri-Metal
Dielectric Type	Teflon

Compliance Certifications (visit www.Pasternack.com for current document)

RoHS Compliant	Yes
----------------	-----

Click the following link (or enter part number in "SEARCH" on website) to obtain additional part information including price, inventory and certifications: [N Female Bulkhead Connector Crimp/Solder Attachment For PE-C240, LMR-240, RG8X, .640 inch DD Hole PE44529](#)

The information contained in this document is accurate to the best of our knowledge and representative of the part described herein. It may be necessary to make modifications to the part and/or the documentation of the part, in order to implement improvements. Pasternack reserves the right to make such changes as required. Unless otherwise stated, all specifications are nominal.



**N Female Bulkhead Connector Crimp/Solder Attachment
For PE-C240, LMR-240, RG8X, .640 inch DD Hole**

TECHNICAL DATA SHEET

PE44529

Plotted and Other Data

Notes:

Values at 25 °C, sea level

N Female Bulkhead Connector Crimp/Solder Attachment For PE-C240, LMR-240, RG8X, .640 inch DD Hole from Pasternack Enterprises has same day shipment for domestic and International orders. Our RF, microwave and fiber optic products maintain a 99% availability and are part of the broadest selection in the industry.

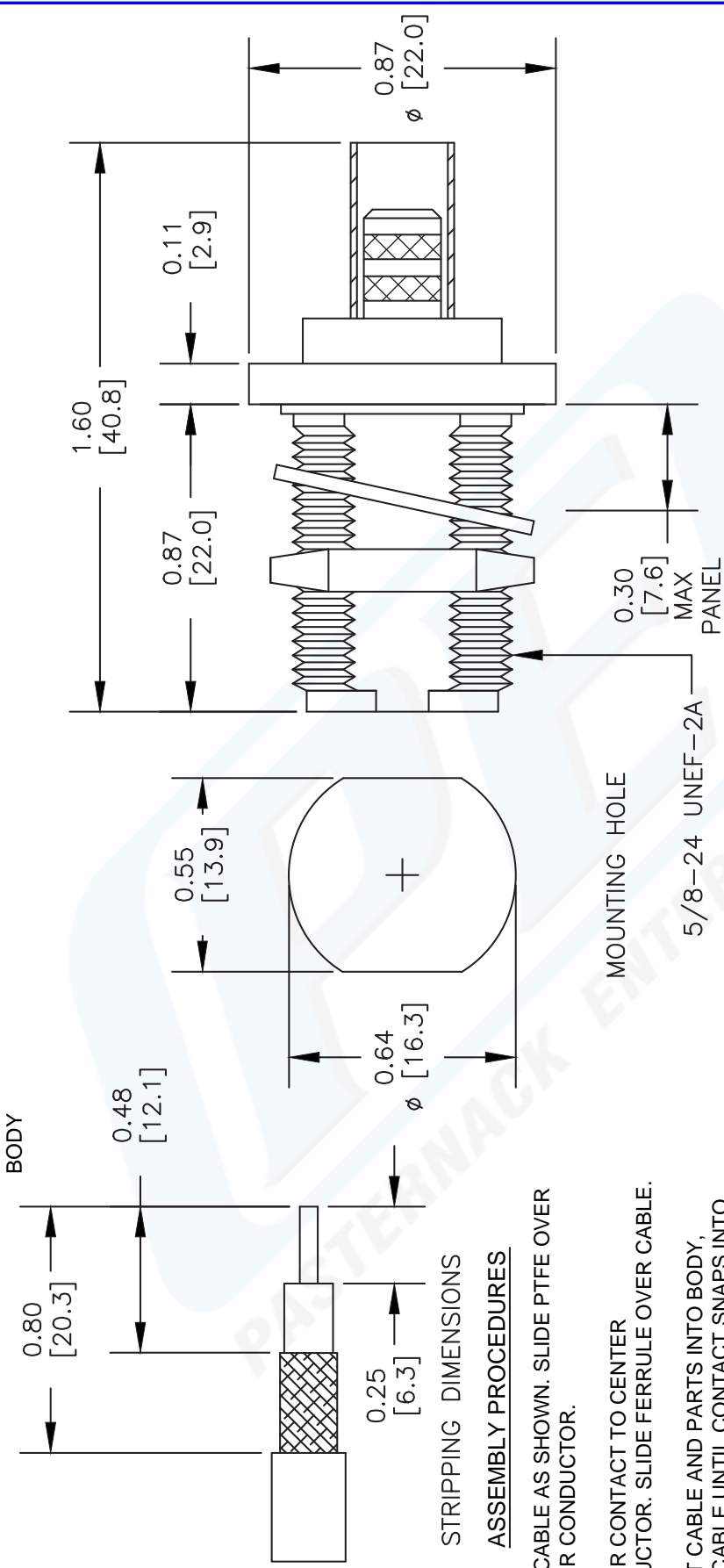
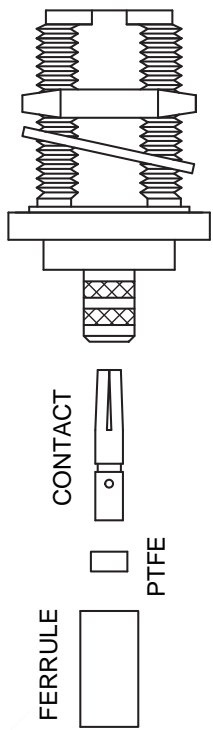
Click the following link (or enter part number in "SEARCH" on website) to obtain additional part information including price, inventory and certifications: [N Female Bulkhead Connector Crimp/Solder Attachment For PE-C240, LMR-240, RG8X, .640 inch DD Hole PE44529](http://www.pasternack.com/n-female-standard-pe-c240-0.240-connector-pe44529-p.aspx)

URL: <http://www.pasternack.com/n-female-standard-pe-c240-0.240-connector-pe44529-p.aspx>

The information contained in this document is accurate to the best of our knowledge and representative of the part described herein. It may be necessary to make modifications to the part and/or the documentation of the part, in order to implement improvements. Pasternack reserves the right to make such changes as required. Unless otherwise stated, all specifications are nominal.

PE44529 CAD Drawing

N Female Bulkhead Connector Crimp/Solder Attachment For
PE-C240, LMR-240, RG8X, .640 inch DD Hole



1. STRIP CABLE AS SHOWN. SLIDE PTFE OVER CENTER CONDUCTOR.
2. SOLDER CONTACT TO CENTER CONDUCTOR. SLIDE FERRULE OVER CABLE.
3. INSERT CABLE AND PARTS INTO BODY, PUSH CABLE UNTIL CONTACT SNAPS INTO PLACE.
4. SLIDE FERRULE OVER BRAID AND UP AGAINST BODY. CRIMP FERRULE.

CRIMP SIZES REQUIRED
CONTACT: .100" HEX CRIMP TOOL
FERRULE: .255" HEX CRIMP TOOL

PE PASTERNAK®
Pasternack Enterprises, Inc.
P.O. Box 16759 | Irvine | CA | 92623
Phone: (949) 261-1920 | Fax: (949) 261-7451
Website: www.pasternack.com | E-Mail: sales@pasternack.com

DWG TITLE
PE44529

NOTES:
1. UNLESS OTHERWISE SPECIFIED ALL DIMENSIONS ARE NOMINAL.
2. ALL SPECIFICATIONS ARE SUBJECT TO CHANGE WITHOUT NOTICE AT ANY TIME.
3. DIMENSIONS ARE IN INCHES [mm].
4. FITS MIL-C-17 AND EQUIVALENT CABLES.

FSCM NO. 53919

CAD FILE 032213-B
SCALE N/A
SIZE A
2233



RP TNC Male Connector Crimp/Solder Attachment for PE-C240, RG8X, 0.240 inch, LMR-240, LMR-240-DB, LMR-240-UF, B7808A

RF Connectors Technical Data Sheet

PE44670

Configuration

- TNC Male Reverse Polarity Connector
- 50 Ohms
- Straight Body Geometry

- PE-C240, RG8X, 0.240 inch, LMR-240, LMR-240-DB, LMR-240-UF, B7808A Interface Type
- Crimp/Solder Attachment

Features

- Max. Operating Frequency 11 GHz
- Gold Plated Phosphor Bronze Contact

- Reverse Polarity

Applications

- General Purpose Test
- Custom Cable Assemblies

Description

Pasternack's PE44670 RP TNC male connector with crimp/solder attachment for PE-C240, RG8X, 0.240 inch, LMR-240, LMR-240-DB, LMR-240-UF and B7808A is part of our full line of RF components available for same-day shipping. The male reverse polarity configuration uses a male connector body with a female inner contact receptacle. Our TNC male connector operates up to a maximum frequency of 11 GHz.

Our reverse polarity TNC male connector PE44670 datasheet specifications and drawing with dimensions are shown below in this PDF. Pasternack's broad catalog of RF, microwave and millimeter wave connectors allows designers to configure and customize their signal connections however they like. Whether the need is to provide an I/O for a board design, or simply create a custom cable assembly configuration, Pasternack has the right connector for the job. Pasternack can also expertly build your custom cable assemblies for you and ship same-day.

Electrical Specifications

Description	Minimum	Typical	Maximum	Units
Frequency Range	DC		11	GHz
Operating Voltage (AC)			500	Vrms
Dielectric Withstanding Voltage (AC)			1,500	Vrms

Mechanical Specifications

Size

Length	1.258 in [31.95 mm]
Width/Dia.	0.59 in [14.99 mm]
Weight	0.034 lbs [15.42 g]
Mating Cycles	500 Cycles

Click the following link (or enter part number in "SEARCH" on website) to obtain additional part information including price, inventory and certifications: [RP TNC Male Connector Crimp/Solder Attachment for PE-C240, RG8X, 0.240 inch, LMR-240, LMR-240-DB, LMR-240-UF, B7808A PE44670](#)



RP TNC Male Connector Crimp/Solder Attachment for PE-C240, RG8X, 0.240 inch, LMR-240, LMR-240-DB, LMR-240-UF, B7808A

RF Connectors Technical Data Sheet

PE44670

Material Specifications

Description	Material	Plating
Contact	Phosphor Bronze	Gold
Insulation	PTFE	
Body	Brass	Nickel
Coupling Nut	Brass	Nickel

Environmental Specifications

Temperature

Operating Range -65 to +165 deg C

Compliance Certifications (see [product page](#) for current document)

Plotted and Other Data

Notes:

RP TNC Male Connector Crimp/Solder Attachment for PE-C240, RG8X, 0.240 inch, LMR-240, LMR-240-DB, LMR-240-UF, B7808A from Pasternack Enterprises has same day shipment for domestic and International orders. Our RF, microwave and millimeter wave products maintain a 99% availability and are part of the broadest selection in the industry.

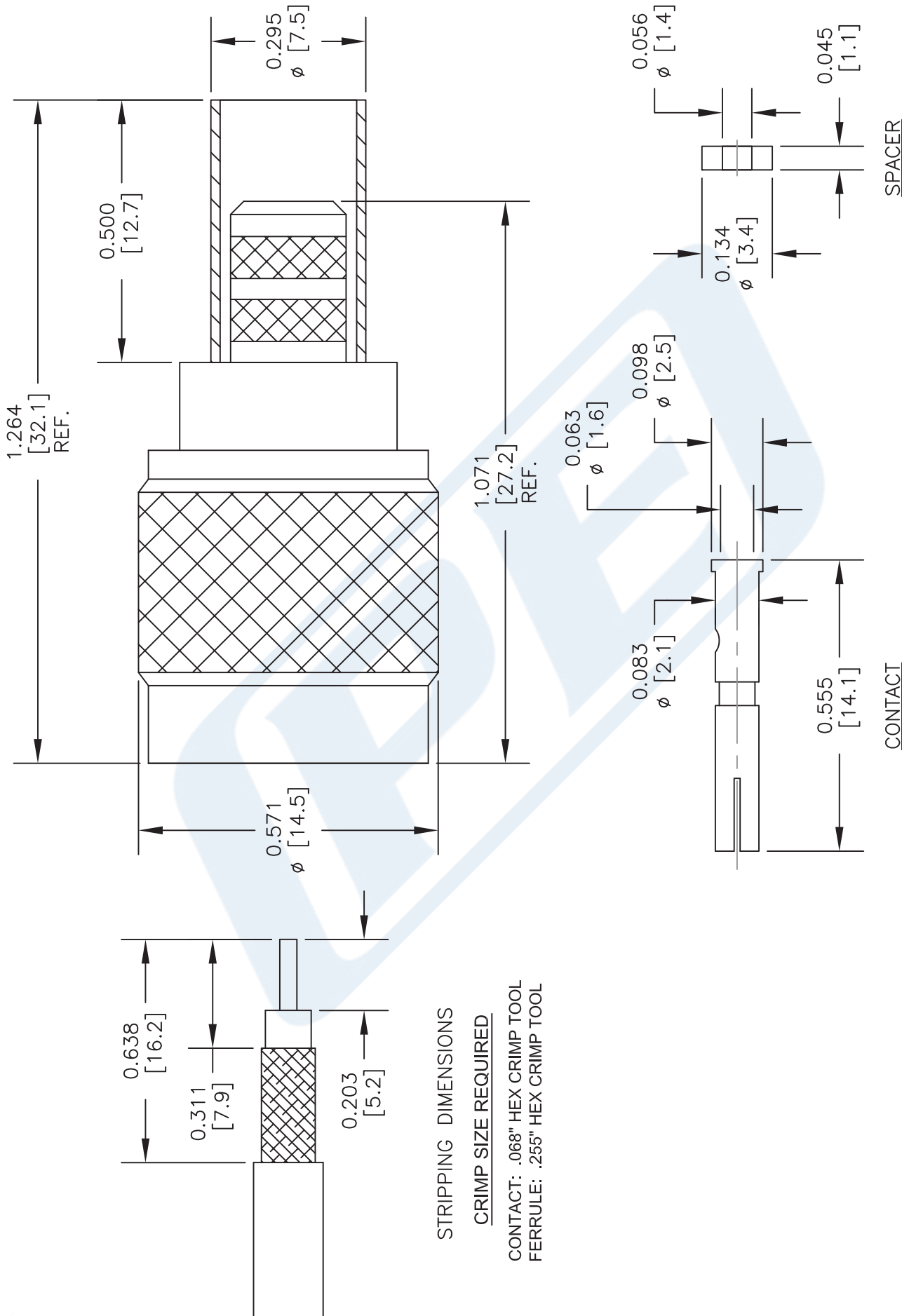
Click the following link (or enter part number in "SEARCH" on website) to obtain additional part information including price, inventory and certifications: [RP TNC Male Connector Crimp/Solder Attachment for PE-C240, RG8X, 0.240 inch, LMR-240, LMR-240-DB, LMR-240-UF, B7808A PE44670](#)

URL: <https://www.pasternack.com/tnc-male-reverse-polarity-rg8x-pe-c240-0.240-connector-pe44670-p.aspx>

The information contained in this document is accurate to the best of our knowledge and representative of the part described herein. It may be necessary to make modifications to the part and/or the documentation of the part, in order to implement improvements. Pasternack reserves the right to make such changes as required. Unless otherwise stated, all specifications are nominal. Pasternack does not make any representation or warranty regarding the suitability of the part described herein for any particular purpose, and Pasternack does not assume any liability arising out of the use of any part or documentation.

PE44670 CAD Drawing

RP TNC Male Connector Crimp/Solder Attachment for PE-C240, RG8X,
0.240 inch, LMR-240, LMR-240-DB, LMR-240-UF, B7808A



- NOTES:**
1. UNLESS OTHERWISE SPECIFIED ALL DIMENSIONS ARE NOMINAL.
 2. ALL SPECIFICATIONS ARE SUBJECT TO CHANGE WITHOUT NOTICE AT ANY TIME.
 3. DIMENSIONS ARE IN INCHES [mm].
 4. FITS MIL-C-17 AND EQUIVALENT CABLES.

DWG TITLE

PE44670

FSCM NO. 53919

CAD FILE

031716

SCALE N/A


SIZE A

2233

PE PASTERNAK®
THE ENGINEER'S RF SOURCE

Pasternack Enterprises, Inc.
P.O. Box 16759 | Irvine | CA | 92623
Phone: (949) 261-1920 | Fax: (949) 261-7451
Website: www.pasternack.com | E-Mail: sales@pasternack.com

Flexible LMR-240-UF Indoor / Outdoor Rated Coax Cable Double Shielded with Black TPE Jacket



LMR-240-UF



Times Microwave Systems Connector Specification

Configuration

- Low Loss, Indoor / Outdoor Flexible Cable
- 2 Shield(s)

Features

- Highly Flexible
- Low Loss Cable
- RF Shielding > 90dB
- Designed for Indoor/Outdoor Use
- Max Operating Frequency of 8 GHz

Applications

- Jumper Assemblies
- Short Antenna Feeder Runs
- Wireless Communications

Description

Pasternack's LMR series RF cables from Times Microwave offer an ideal solution for applications where flexibility is essential. These flexible cables provide low loss with a minimum bend radius of 0.75 in. for installation. The stranded center conductor and rubber jacket also make this RF cable ideal for applications requiring periodic or repeated flexing. Pasternack's LMR-240-UF cable is designed for use in indoor and outdoor applications. The LMR-240-UF's thermoplastic elastomer (TPE) jacket gives this RF cable a life expectancy of 10 years. This low loss RF cable is also double shielded to provide greater than 90 dB RF shielding.


Electrical Specifications

Description	Minimum	Typical	Maximum	Units
Frequency Range	DC		8	GHz
Impedance		50		Ohms
Velocity of Propagation		84		%
Time Delay		1.21 [3.97]		ns/ft [ns/m]
Shielding Effectiveness	90			dB
Dielectric Withstanding Voltage (DC)			1,500	Vdc
Jacket Spark			5,000	Vrms
Inner Conductor DC Resistance			4.28	Ohms/1000ft
Outer Conductor DC Resistance			3.89	Ohms/1000ft
Nominal Capacitance		24.2 [79.4]		pF/ft [pF/m]
Nominal Inductance		0.06 [0.2]		uH/ft [uH/m]
Input Power (Peak)			5.6	kWatts

Performance by Frequency Band

Description	F1	F2	F3	F4	F5	Units
Frequency	50	150	220	450	900	MHz

Flexible LMR-240-UF Indoor / Outdoor Rated Coax Cable Double Shielded with Black TPE Jacket



LMR-240-UF

Performance by Frequency Band

Description	F1	F2	F3	F4	F5	Units
Attenuation, Typ	2.1	3.6	4.4	6.3	9.1	dB/100ft
	6.89	11.81	14.44	20.67	29.86	dB/100m
Input Power (CW), Max	960	550	450	310	220	Watts

Description	F6	F7	F8	F9	F10	Units
Frequency	1.5	1.8	2	2.5	8	GHz
Attenuation, Typ	11.8	13	13.8	15.5	24.4	dB/100ft
	38.71	42.65	45.28	50.85	80.05	dB/100m
Input Power (CW), Max	170	150	140	130	80	Watts

Electrical Specification Notes:

Values at 25°C, sea level.

Attenuation = $0.290501 \cdot \sqrt{\text{FMHz}} + 0.000396$

Mechanical Specifications

Diameter	0.24 in [6.1 mm]
Weight	0.032 lbs/ft [0.05 kg/m]
Min. Bend Radius (Installation)	0.75 in [19.05 mm]
Min. Bend Radius (Repeated)	2.5 in [63.5 mm]
Bending Moment	0.13 lbs-ft [0.18 N-m]
Tensile Strength	80 lbs [36.29 kg]
Flat Plate Crush	13 lbs/in [0.23 kg/mm]

Construction Specifications

Description	Material and Plating	Diameter
Inner Conductor	Copper, Strand	0.056 in [1.42 mm]
Conductor Type	Stranded	
Dielectric	PE (F)	0.15 in [3.81 mm]
First Shield	Aluminum Tape	0.155 in [3.94 mm]
Second Shield	Tinned Copper Braid	0.178 in [4.52 mm]
Jacket	TPE, Black	0.24 in [6.1 mm]

Environmental Specifications

Temperature

Operating Range -40 to +85 deg C


Installation Range -40 to +85 deg C

Storage Range -70 to +85 deg C

Environmental Specification Notes:

Designed for indoor and outdoor use.

Flexible LMR-240-UF Indoor / Outdoor Rated Coax Cable Double Shielded with Black TPE Jacket



LMR-240-UF

Compliance Certifications (see [product page](#) for current document)

Plotted and Other Data

Notes:

Flexible LMR-240-UF Indoor / Outdoor Rated Coax Cable Double Shielded with Black TPE Jacket from Pasternack Enterprises has same day shipment for domestic and International orders. Our RF, microwave and millimeter wave products maintain a 99.4% availability and are part of the broadest selection in the industry.

Click the following link (or enter part number in "SEARCH" on website) to obtain additional part information including price, inventory and certifications: [Flexible LMR-240-UF Indoor / Outdoor Rated Coax Cable Double Shielded with Black TPE Jacket LMR-240-UF](#)

URL: <https://www.pasternack.com/50-ohm-ultra-flexible-lmr-240-uf-pe-jacket-tinned-copper-over-aluminum-tape-outer-conductor-double-shielded-lmr-240-uf-p.aspx>

The information contained within this document is accurate to the best of our knowledge and representative of the part described herein. It may be necessary to make modifications to the part and/or the documentation of the part in order to implement improvements. Pasternack Enterprises reserves the right to make such changes as required. Unless otherwise stated, all specifications are nominal. Pasternack Enterprises does not make any representation or warranty regarding the suitability of the part described herein for any particular purpose, and Pasternack Enterprises does not assume liability arising out of the use of any part or document.

Flexible LMR-240-UF Indoor / Outdoor Rated Coax Cable Double Shielded with Black TPE Jacket

