



75 Ohm SMC Plug Connector Clamp/Solder Attachment for RG59, RG62, RG71

RF Connectors Technical Data Sheet

PE4258

Configuration

- SMC Plug Connector
- 75 Ohms
- Straight Body Geometry
- RG59, RG62, RG71 Interface Type
- Clamp/Solder Attachment

Features

- Max. Operating Frequency 2 GHz
- Gold Plated Beryllium Copper Contact
- Contact plating according to ASTM-B488-11

Applications

- General Purpose Test
- Custom Cable Assemblies

Description

Pasternack's PE4258 75 ohm SMC plug connector with clamp/solder attachment for RG59, RG62 and RG71 is part of our full line of RF components available for same-day shipping. Our SMC plug connector operates up to a maximum frequency of 2 GHz.

Our 75 ohm SMC plug connector PE4258 datasheet specifications and drawing with dimensions are shown below in this PDF. Pasternack's broad catalog of RF, microwave and millimeter wave connectors allows designers to configure and customize their signal connections however they like. Whether the need is to provide an I/O for a board design, or simply create a custom cable assembly configuration, Pasternack has the right connector for the job. Pasternack can also expertly build your custom cable assemblies for you and ship same-day.

Electrical Specifications

Description	Minimum	Typical	Maximum	Units
Frequency Range	DC		2	GHz
Operating Voltage (AC)			250	Vrms
Dielectric Withstanding Voltage (AC)			2,000	Vrms
High Potential Voltage at 5 MHz			1,000	Vrms
Corona Discharge at 70,000 feet			350	Vrms
Insulation Resistance	1,000			MOhms

Click the following link (or enter part number in "SEARCH" on website) to obtain additional part information including price, inventory and certifications: [75 Ohm SMC Plug Connector Clamp/Solder Attachment for RG59, RG62, RG71 PE4258](#)



75 Ohm SMC Plug Connector Clamp/Solder
Attachment for RG59, RG62, RG71

RF Connectors Technical Data Sheet

PE4258

Mechanical Specifications

Size

Length 0.72 in [18.29 mm]

Width/Dia. 0.34 in [8.64 mm]

Weight 0.014 lbs [6.35 g]

Mating Cycles 500 Cycles

Material Specifications

Description	Material	Plating
Contact	Beryllium Copper	Gold ASTM-B488-11
Insulation	PTFE	
Body	Brass	Nickel QQ-N-290
Coupling Nut	Brass	Nickel QQ-N-290

Environmental Specifications

Temperature

Operating Range

-65 to +165 deg C

Shock

MIL-STD-202, Method 213, Condition B

Vibration

MIL-STD-202, Method 204, Condition B

Thermal Shock

MIL-STD-202, Method 107, Condition B

Salt Spray

MIL-STD-202, Method 101, Condition B, 5% salt solution

Click the following link (or enter part number in "SEARCH" on website) to obtain additional part information including price, inventory and certifications: [75 Ohm SMC Plug Connector Clamp/Solder Attachment for RG59, RG62, RG71 PE4258](#)



75 Ohm SMC Plug Connector Clamp/Solder Attachment for RG59, RG62, RG71

RF Connectors Technical Data Sheet

PE4258

Compliance Certifications (see [product page](#) for current document)

Plotted and Other Data

Notes:

75 Ohm SMC Plug Connector Clamp/Solder Attachment for RG59, RG62, RG71 from Pasternack Enterprises has same day shipment for domestic and International orders. Our RF, microwave and millimeter wave products maintain a 99% availability and are part of the broadest selection in the industry.

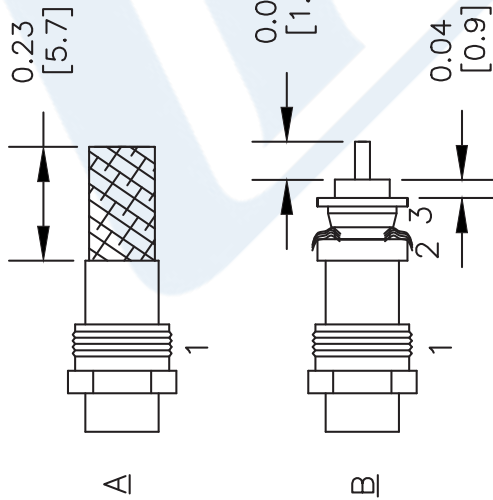
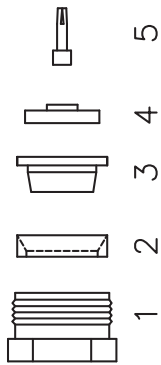
Click the following link (or enter part number in "SEARCH" on website) to obtain additional part information including price, inventory and certifications: [75 Ohm SMC Plug Connector Clamp/Solder Attachment for RG59, RG62, RG71 PE4258](#)

URL: <https://www.pasternack.com/smc-plug-standard-rg59-rg62-connector-pe4258-p.aspx>

The information contained in this document is accurate to the best of our knowledge and representative of the part described herein. It may be necessary to make modifications to the part and/or the documentation of the part, in order to implement improvements. Pasternack reserves the right to make such changes as required. Unless otherwise stated, all specifications are nominal. Pasternack does not make any representation or warranty regarding the suitability of the part described herein for any particular purpose, and Pasternack does not assume any liability arising out of the use of any part or documentation.

PE4258 CAD Drawing

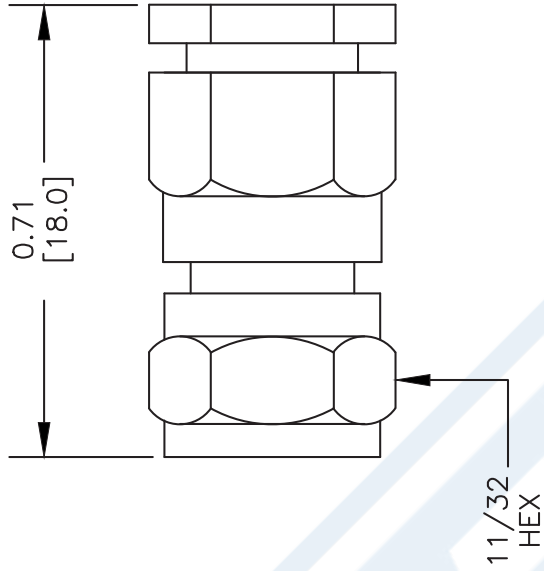
75 Ohm SMC Plug Connector Clamp/Solder Attachment for RG59, RG62, RG71



STRIPPING DIMENSIONS

ASSEMBLY PROCEDURES

1. SLIDE CLAMP NUT (1) OVER CABLE AS SHOWN IN A. SLIDE COMPRESSION WASHER (2) OVER BRAID & SEAT AGAINST JACKET. FLAIR BRAID OVER COMPRESSION WASHER (2).
2. SLIDE BRAID CLAMP (3) OVER DIELECTRIC & UNDER BRAID. PUSH INTO WASHER UNTIL IT STOPS. STRIP CABLE AS SHOWN IN B. TRIM EXCESS BRAID FLUSH WITH SURFACE OF COMPRESSION WASHER (2). INSERT INSULATOR (4) OVER DIELECTRIC WITH CENTER CONDUCTOR PROTRUDING THROUGH HOLE.
3. SOLDER CONTACT (5) TO CENTER CONDUCTOR. INSERT CABLE ASSEMBLY INTO BODY & TIGHTEN.



DWG TITLE

PE4258

NOTES:

1. UNLESS OTHERWISE SPECIFIED ALL DIMENSIONS ARE NOMINAL.
2. ALL SPECIFICATIONS ARE SUBJECT TO CHANGE WITHOUT NOTICE AT ANY TIME.
3. DIMENSIONS ARE IN INCHES [mm].
4. FITS MIL-C-17 AND EQUIVALENT CABLES.

PE PASTERNAK®
Pasternack Enterprises, Inc.
P.O. Box 16759 | Irvine | CA | 92623
Phone: (949) 261-1920 | Fax: (949) 261-7451
Website: www.pasternack.com | E-Mail: sales@pasternack.com

REV. -

FSCM NO. 53919

CAD FILE 042309

SCALE N/A

SIZE A

2233



75 Ohm BNC Male Connector Crimp/Crimp Attachment for RG59, RG62, RG71

RF Connectors Technical Data Sheet

PE4602

Configuration

- BNC Male Connector
- 75 Ohms
- Straight Body Geometry
- RG59, RG62, RG71 Interface Type
- Crimp/Crimp Attachment

Features

- Max. Operating Frequency 1,000 MHz
- Good VSWR of 1.3:1
- Gold Plated Brass Contact
- 30 μ m minimum contact plating

Applications

- General Purpose Test
- Custom Cable Assemblies
- CATV

Description

Pasternack's PE4602 75 ohm BNC male connector with crimp/crimp attachment for RG59, RG62 and RG71 is part of our full line of RF components available for same-day shipping. Our BNC male connector operates up to a maximum frequency of 1,000 MHz and offers good VSWR of 1.3:1.

Our 75 ohm BNC male connector PE4602 datasheet specifications and drawing with dimensions are shown below in this PDF. Pasternack's broad catalog of RF, microwave and millimeter wave connectors allows designers to configure and customize their signal connections however they like. Whether the need is to provide an I/O for a board design, or simply create a custom cable assembly configuration, Pasternack has the right connector for the job. Pasternack can also expertly build your custom cable assemblies for you and ship same-day.

Electrical Specifications

Description	Minimum	Typical	Maximum	Units
Frequency Range	DC		1,000	MHz
VSWR			1.3:1	
Operating Voltage (AC)			500	Vrms

Mechanical Specifications

Size

Length	1.132 in [28.75 mm]
Width/Dia.	0.571 in [14.50 mm]
Weight	0.027 lbs [12.25 g]

Click the following link (or enter part number in "SEARCH" on website) to obtain additional part information including price, inventory and certifications: [75 Ohm BNC Male Connector Crimp/Crimp Attachment for RG59, RG62, RG71 PE4602](#)



75 Ohm BNC Male Connector Crimp/Crimp
Attachment for RG59, RG62, RG71

RF Connectors Technical Data Sheet

PE4602

Material Specifications

Description	Material	Plating
Contact	Brass	Gold 30 µin minimum
Insulation	PTFE	
Body	Brass	Nickel 100 µin minimum
Coupling Nut	Brass	Nickel 100 µin minimum
Crimp Sleeve	Brass	Nickel

Environmental Specifications

Temperature

Operating Range -65 to +165 deg C

Compliance Certifications (see [product page](#) for current document)

Plotted and Other Data

Notes:

75 Ohm BNC Male Connector Crimp/Crimp Attachment for RG59, RG62, RG71 from Pasternack Enterprises has same day shipment for domestic and International orders. Our RF, microwave and millimeter wave products maintain a 99% availability and are part of the broadest selection in the industry.

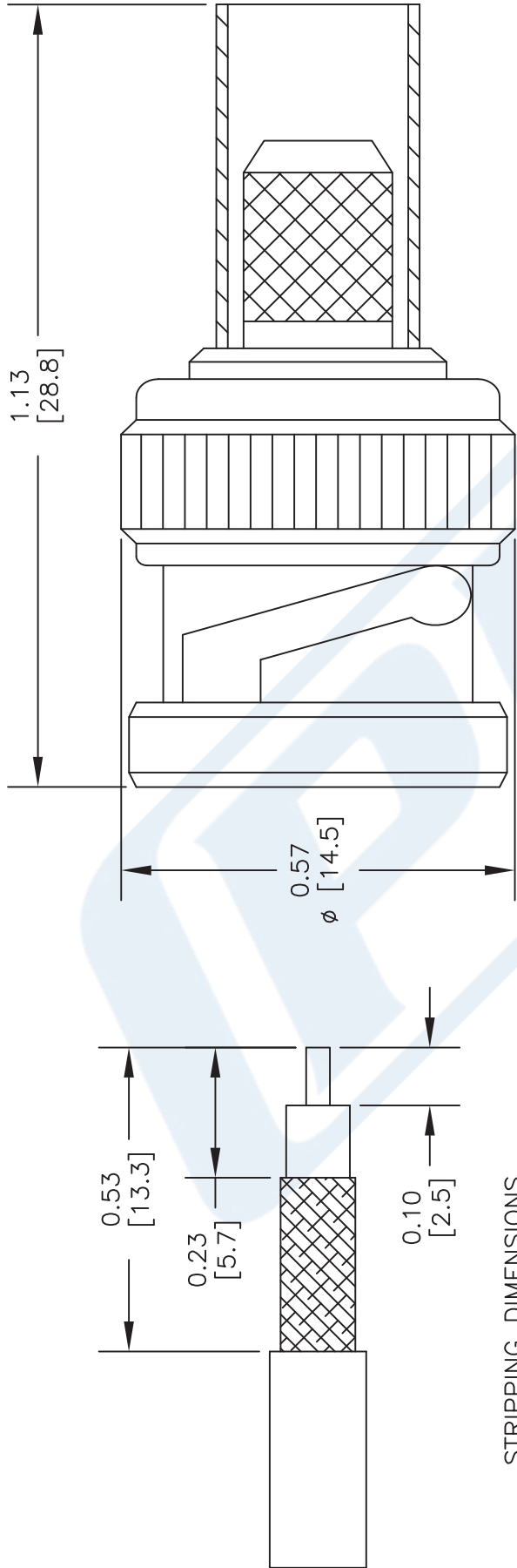
Click the following link (or enter part number in "SEARCH" on website) to obtain additional part information including price, inventory and certifications: [75 Ohm BNC Male Connector Crimp/Crimp Attachment for RG59, RG62, RG71 PE4602](#)

URL: <https://www.pasternack.com/bnc-male-rg59-connector-pe4602-p.aspx>

The information contained in this document is accurate to the best of our knowledge and representative of the part described herein. It may be necessary to make modifications to the part and/or the documentation of the part, in order to implement improvements. Pasternack reserves the right to make such changes as required. Unless otherwise stated, all specifications are nominal. Pasternack does not make any representation or warranty regarding the suitability of the part described herein for any particular purpose, and Pasternack does not assume any liability arising out of the use of any part or documentation.

PE4602 CAD Drawing

75 Ohm BNC Male Connector Crimp/Crimp Attachment for RG59, RG62, RG71



STRIPPING DIMENSIONS

CRIMP SIZE REQUIRED

CONTACT: .068" HEX CRIMP TOOL

FERRULE: .255" HEX CRIMP TOOL

NOTES:
1. UNLESS OTHERWISE SPECIFIED ALL DIMENSIONS ARE NOMINAL.
2. ALL SPECIFICATIONS ARE SUBJECT TO CHANGE WITHOUT NOTICE AT ANY TIME.
3. DIMENSIONS ARE IN INCHES [mm].
4. FITS MIL-C-17 AND EQUIVALENT CABLES.

DWG TITLE

PE4602

FSCM NO. 53919

2233

SIZE A

SCALE N/A

CAD FILE 052402

PE PASTERNAK®

Pasternack Enterprises, Inc.

P.O. Box 16759 | Irvine | CA | 92623

Phone: (949) 261-1920 | Fax: (949) 261-7451

Website: www.pasternack.com | E-Mail: sales@pasternack.com

75 Ohm Flexible RG59 Coax Cable Single Shielded with Black PVC (NC) Jacket

RF Cables Technical Data Sheet

RG59B/U

Configuration

- Flexible Cable
- 1 Shield(s)

Electrical Specifications

Description	Minimum	Typical	Maximum	Units
Frequency Range	DC		5	GHz
Impedance		75 \pm 3		Ohms
Velocity of Propagation		66		%
Operating Voltage (AC)			2,300	Vrms
Nominal Capacitance		20.4 [66.93]		pF/ft [pF/m]

Performance by Frequency Band

Description	F1	F2	F3	F4	F5	Units
Frequency	0.01	0.1	1	5		GHz
Attenuation, Typ	1.1	3.3	11.5	41		dB/100ft
	3.61	10.83	37.73	134.51		dB/100m
Input Power (CW), Max	1,300	310	77	27		Watts

Mechanical Specifications

Diameter	0.242 in [6.15 mm]
Weight	0.039 lbs/ft [0.06 Kg/m]

Construction Specifications

Description	Material and Plating	Diameter
Inner Conductor	Copper Clad Steel, 1 Strands	0.022 in [0.56 mm]
Conductor Type	Solid	
Dielectric	PE	0.146 in [3.71 mm]
First Shield	Copper Braid	0.165 in [4.19 mm]

Click the following link (or enter part number in "SEARCH" on website) to obtain additional part information including price, inventory and certifications: [75 Ohm Flexible RG59 Coax Cable Single Shielded with Black PVC \(NC\) Jacket RG59B/U](#)

75 Ohm Flexible RG59 Coax Cable Single Shielded with Black PVC (NC) Jacket

RF Cables Technical Data Sheet

RG59B/U

Jacket	PVC (NC), Black	0.242 in [6.15 mm]
--------	-----------------	--------------------

Environmental Specifications

Temperature

Operating Range

-40 to +80 deg C

Compliance Certifications (see [product page](#) for current document)

Plotted and Other Data

Notes:

75 Ohm Flexible RG59 Coax Cable Single Shielded with Black PVC (NC) Jacket from Pasternack Enterprises has same day shipment for domestic and International orders. Our RF, microwave and millimeter wave products maintain a 99.4% availability and are part of the broadest selection in the industry.

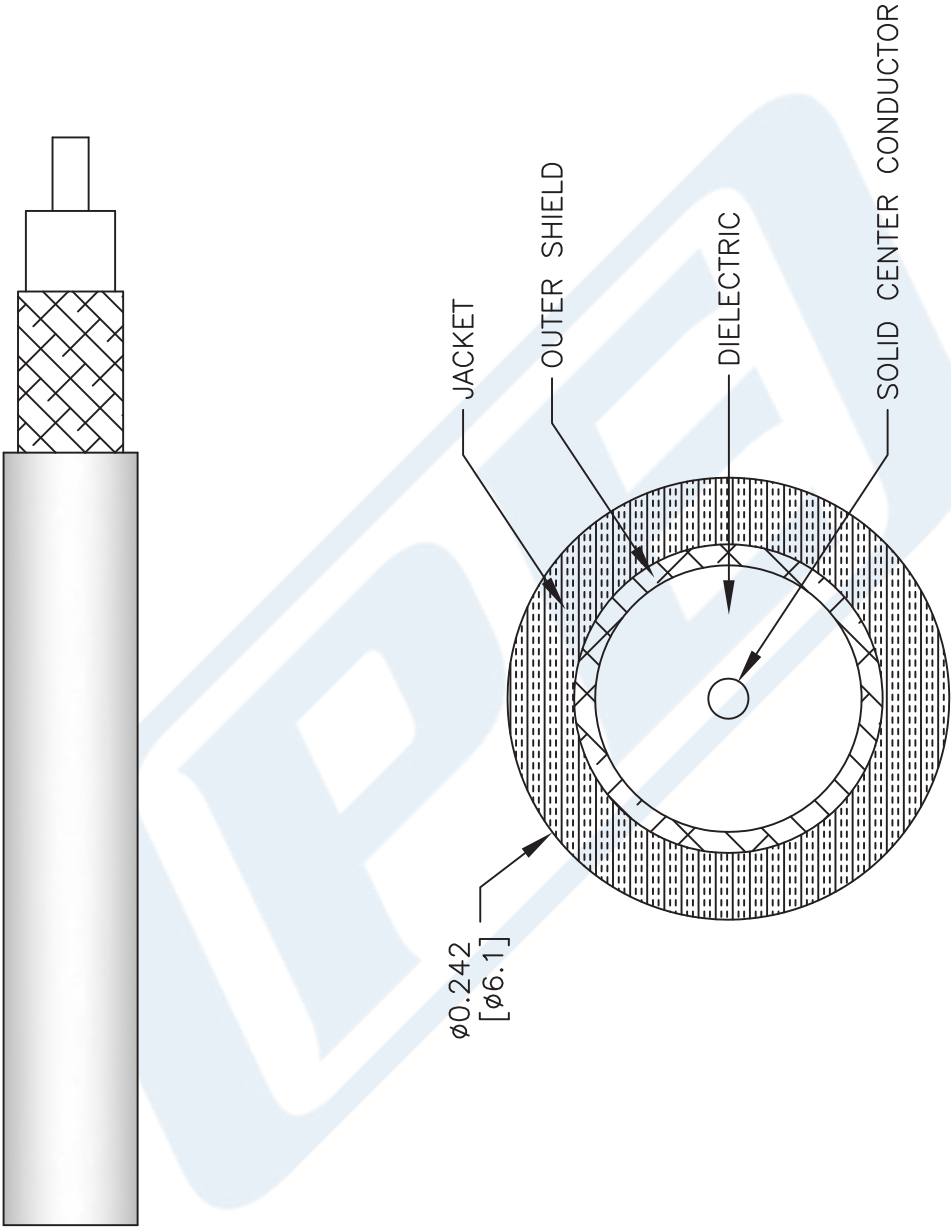
Click the following link (or enter part number in "SEARCH" on website) to obtain additional part information including price, inventory and certifications: [75 Ohm Flexible RG59 Coax Cable Single Shielded with Black PVC \(NC\) Jacket RG59B/U](#)

URL: <https://www.pasternack.com/flexible-0.242-rg59-75-ohm-coax-cable-pvc-jacket-rg59b-u-p.aspx>

The information contained in this document is accurate to the best of our knowledge and representative of the part described herein. It may be necessary to make modifications to the part and/or the documentation of the part, in order to implement improvements. Pasternack reserves the right to make such changes as required. Unless otherwise stated, all specifications are nominal. Pasternack does not make any representation or warranty regarding the suitability of the part described herein for any particular purpose, and Pasternack does not assume any liability arising out of the use of any part or documentation.

RG59B/U CAD Drawing

75 Ohm Flexible RG59 Coax Cable Single Shielded with Black PVC (NC) Jacket



NOTES:
1. UNLESS OTHERWISE SPECIFIED ALL DIMENSIONS ARE NOMINAL.
2. ALL SPECIFICATIONS ARE SUBJECT TO CHANGE WITHOUT NOTICE AT ANY TIME.
3. DIMENSIONS ARE IN INCHES [mm].

DWG TITLE
RG59B/U

FSCM NO. 53919

CAD FILE 111816

SCALE N/A

SIZE A

41742

PE PASTERNAK®
THE ENGINEER'S RF SOURCE

Pasternack Enterprises, Inc.
P.O. Box 16759 | Irvine | CA | 92623
Phone: (949) 261-1920 | Fax: (949) 261-7451
Website: www.pasternack.com | E-Mail: sales@pasternack.com