



75 Ohm SMC Plug Right Angle Connector Crimp/ Solder Attachment For RG180, RG195

TECHNICAL DATA SHEET

PE4162

75 Ohm SMC Plug Right Angle Connector Crimp/Solder Attachment For RG180, RG195

Configuration

Connector	SMC Plug
Connector Interface Type	RG180, RG195
Cable Attachment Method (Shield/Contact)	Crimp/Solder
Body Style	Right Angle

Electrical Specifications

Impedance, Ohms	75
-----------------	----

Mechanical Specifications

Size

Length, in [mm]	0.75 [19.05]
Width/Dia., in [mm]	0.345 [8.76]
Height, in [mm]	0.685 [17.4]
Weight, lbs [g]	0.013 [5.9]

Connector

Type	SMC Plug
Contact Material and Plating	Gold
Coupling Nut Material and Plating	Brass, Nickel
Hex Size, in.	11/32
Torque, in-lbs [Nm]	5 [0.57]
Body Material and Plating	Brass, Nickel
Dielectric Type	PTFE

Compliance Certifications (visit www.Pasternack.com for current document)

Plotted and Other Data

Notes:	Values at 25 °C, sea level
--------	----------------------------

75 Ohm SMC Plug Right Angle Connector Crimp/Solder Attachment For RG180, RG195 from Pasternack Enterprises has same day shipment for domestic and International orders. Our RF, microwave and fiber optic products maintain a 99% availability and are part of the broadest selection in the industry.

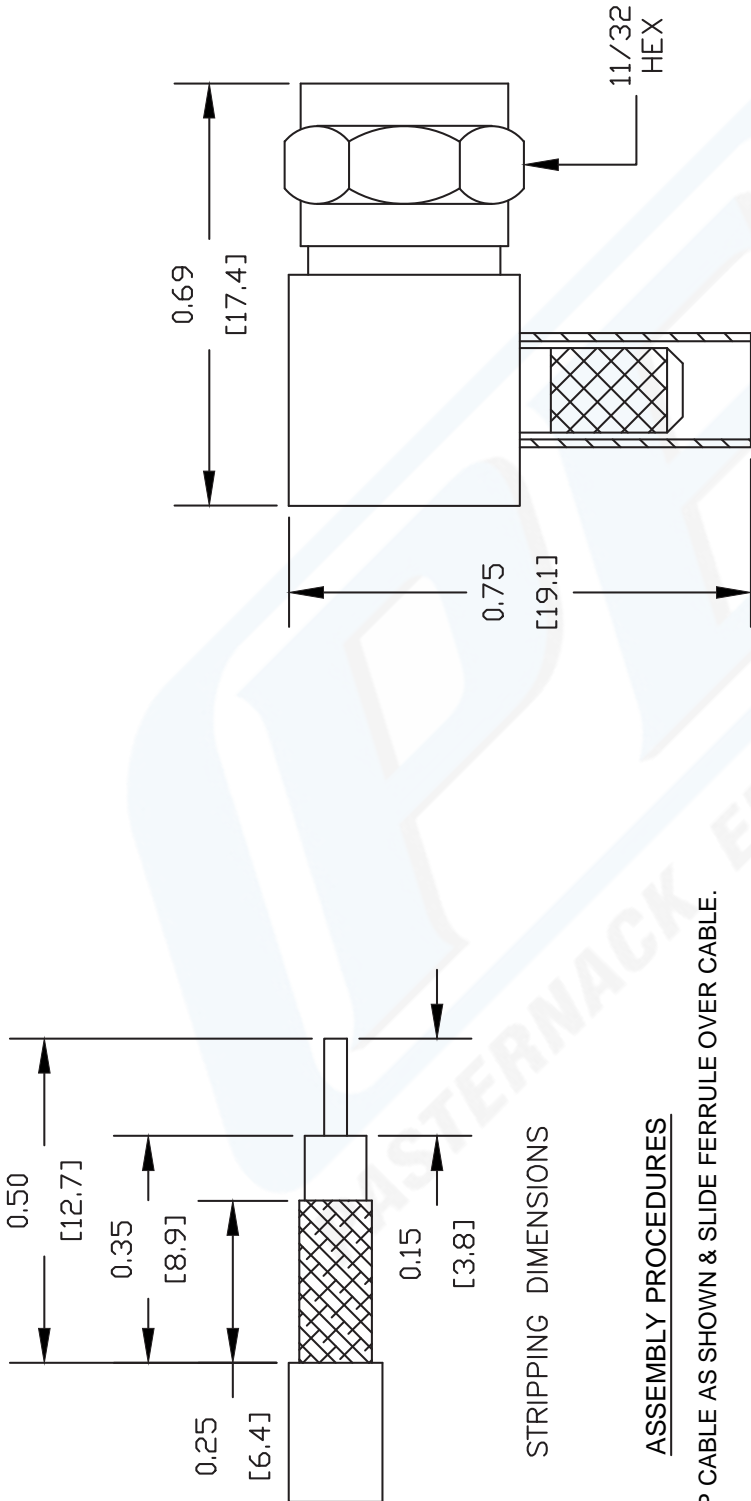
Click the following link (or enter part number in "SEARCH" on website) to obtain additional part information including price, inventory and certifications: [75 Ohm SMC Plug Right Angle Connector Crimp/Solder Attachment For RG180, RG195 PE4162](http://www.pasternack.com/smc-plug-standard-rg180-rg195-connector-pe4162-p.aspx)

URL: <http://www.pasternack.com/smc-plug-standard-rg180-rg195-connector-pe4162-p.aspx>

The information contained in this document is accurate to the best of our knowledge and representative of the part described herein. It may be necessary to make modifications to the part and/or the documentation of the part, in order to implement improvements. Pasternack reserves the right to make such changes as required. Unless otherwise stated, all specifications are nominal.

PE4162 CAD Drawing

75 Ohm SMC Plug Right Angle Connector Crimp/Solder Attachment For RG180, RG195



STRIPPING DIMENSIONS

ASSEMBLY PROCEDURES

1. STRIP CABLE AS SHOWN & SLIDE FERRULE OVER CABLE.
2. INSTALL CABLE INTO BODY OF CONNECTOR AND SOFT SOLDER CENTER CONDUCTOR IN PLACE.
3. CRIMP FERRULE, INSERT PTFE & PRESS DOWN CAP.

CRIMP SIZE REQUIRED

FERRULE: .178" HEX CRIMP TOOL



PASTERNAK®
Pasternack Enterprises, Inc.
P.O. Box 16759 | Irvine | CA | 92623
Phone: (949) 261-1920 | **Fax:** (949) 261-7451
Website: www.pasternack.com | **E-Mail:** sales@pasternack.com

DWG TITLE

PE4162

NOTES:

1. UNLESS OTHERWISE SPECIFIED ALL DIMENSIONS ARE NOMINAL.
2. ALL SPECIFICATIONS ARE SUBJECT TO CHANGE WITHOUT NOTICE AT ANY TIME.
3. DIMENSIONS ARE IN INCHES [mm].
4. FITS MIL-C-17 AND EQUIVALENT CABLES.

REV. -

FSCM NO. 53919

CAD FILE

042309

SCALE N/A

SIZE A

147



75 Ohm SMC Plug Connector Crimp/Solder Attachment for PE-B150, RG180, RG195

RF Connectors Technical Data Sheet

PE4158

Configuration

- SMC Plug Connector
- MIL-STD-348
- 75 Ohms
- Straight Body Geometry
- PE-B150, RG180, RG195 Interface Type
- Crimp/Solder Attachment
- 3/8 inch Hex

Features

- Max. Operating Frequency 2 GHz
- Gold Plated Contact
- Contact plating according to MIL-G-45204

Applications

- General Purpose Test
- Custom Cable Assemblies

Description

Pasternack's PE4158 75 ohm SMC plug connector with crimp/solder attachment for PE-B150, RG180 and RG195 is part of our full line of RF components available for same-day shipping. Our SMC plug connector operates up to a maximum frequency of 2 GHz.

Our 75 ohm SMC plug connector PE4158 datasheet specifications and drawing with dimensions are shown below in this PDF. Pasternack's broad catalog of RF, microwave and millimeter wave connectors allows designers to configure and customize their signal connections however they like. Whether the need is to provide an I/O for a board design, or simply create a custom cable assembly configuration, Pasternack has the right connector for the job. Pasternack can also expertly build your custom cable assemblies for you and ship same-day.

Electrical Specifications

Description	Minimum	Typical	Maximum	Units
Frequency Range	DC		2	GHz
Operating Voltage (AC)			335	Vrms
Dielectric Withstanding Voltage (AC)			750	Vrms
Insulation Resistance	1,000			MOhms

Mechanical Specifications

Size

Length	0.87 in [22.1 mm]
Width/Dia.	0.375 in [9.53 mm]
Weight	0.013 lbs [5.9 g]
Mating Torque	3 to 5 in-lbs [0.34 to 0.57 Nm]

Click the following link (or enter part number in "SEARCH" on website) to obtain additional part information including price, inventory and certifications: [75 Ohm SMC Plug Connector Crimp/Solder Attachment for PE-B150, RG180, RG195 PE4158](#)



75 Ohm SMC Plug Connector Crimp/Solder
Attachment for PE-B150, RG180, RG195

RF Connectors Technical Data Sheet

PE4158

Material Specifications

Description	Material	Plating
Contact		Gold MIL-G-45204
Insulation	PTFE	
Body	Brass	Nickel QQ-N-290

Environmental Specifications

Temperature

Operating Range -65 to +165 deg C

Compliance Certifications (see [product page](#) for current document)

Plotted and Other Data

Notes:

75 Ohm SMC Plug Connector Crimp/Solder Attachment for PE-B150, RG180, RG195 from Pasternack Enterprises has same day shipment for domestic and International orders. Our RF, microwave and millimeter wave products maintain a 99% availability and are part of the broadest selection in the industry.

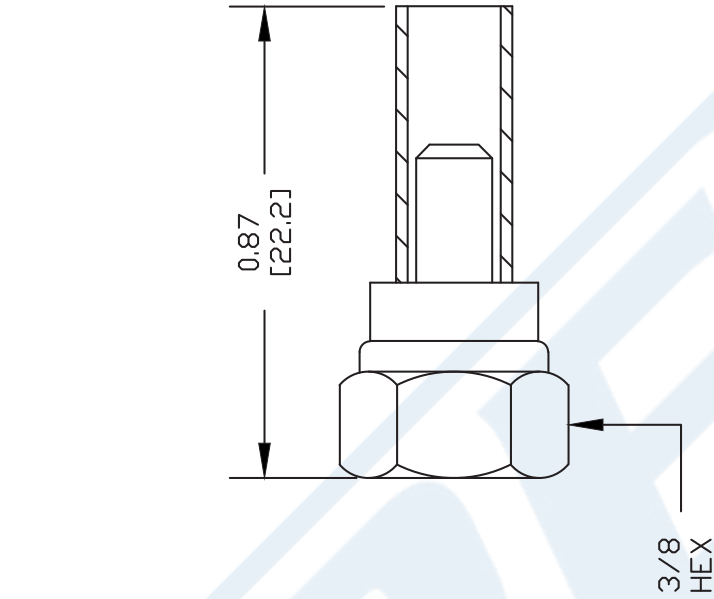
Click the following link (or enter part number in "SEARCH" on website) to obtain additional part information including price, inventory and certifications: [75 Ohm SMC Plug Connector Crimp/Solder Attachment for PE-B150, RG180, RG195 PE4158](#)

URL: <https://www.pasternack.com/smc-plug-standard-rg180-rg195-connector-pe4158-p.aspx>

The information contained in this document is accurate to the best of our knowledge and representative of the part described herein. It may be necessary to make modifications to the part and/or the documentation of the part, in order to implement improvements. Pasternack reserves the right to make such changes as required. Unless otherwise stated, all specifications are nominal. Pasternack does not make any representation or warranty regarding the suitability of the part described herein for any particular purpose, and Pasternack does not assume any liability arising out of the use of any part or documentation.

PE4158 CAD Drawing

75 Ohm SMC Plug Connector Crimp/Solder Attachment for PE-B150, RG180, RG195



STRIPPING DIMENSIONS

CRIMP SIZE REQUIRED

CONTACT: SOLDER

FERRULE: .178" HEX CRIMP TOOL



Pasternack Enterprises, Inc.
P.O. Box 16759 | Irvine | CA | 92623
Phone: (949) 261-1920 | Fax: (949) 261-7451
Website: www.pasternack.com | E-Mail: sales@pasternack.com

DWG TITLE

PE4158

NOTES:

1. UNLESS OTHERWISE SPECIFIED ALL DIMENSIONS ARE NOMINAL.
2. ALL SPECIFICATIONS ARE SUBJECT TO CHANGE WITHOUT NOTICE AT ANY TIME.
3. DIMENSIONS ARE IN INCHES [mm].
4. FITS MIL-C-17 AND EQUIVALENT CABLES.

REV. -

FSCM NO. 53919

CAD FILE 042309

SCALE N/A

SIZE A

147

95 Ohm Flexible RG180 Coax Cable Single
Shielded with Tan FEP Jacket

RF Cables Technical Data Sheet

RG180B/U

Configuration

- Flexible Cable
- 1 Shield(s)

Electrical Specifications

Description	Minimum	Typical	Maximum	Units
Frequency Range	DC		3	GHz
Impedance		95		Ohms
Velocity of Propagation		70		%
Dielectric Withstanding Voltage (AC)			2,000	Vrms
Jacket Spark			2,000	Vrms
Nominal Capacitance		17.4 [57.09]		pF/ft [pF/m]

Performance by Frequency Band

Description	F1	F2	F3	F4	F5	Units
Frequency	400					MHz
Attenuation, Typ	17					dB/100ft
	55.77					dB/100m

Mechanical Specifications

Diameter	0.141 in [3.58 mm]
Weight	0.0198 lbs/ft [0.03 Kg/m]

Construction Specifications

Description	Material and Plating	Diameter
Inner Conductor	Copper Clad Steel, Silver, 7 Strands	
Conductor Type	Stranded	
Dielectric	PTFE	0.102 in [2.59 mm]
First Shield	Silver Plated Copper Braid 91% coverage	0.12 in [3.05 mm]

Click the following link (or enter part number in "SEARCH" on website) to obtain additional part information including price, inventory and certifications: [95 Ohm Flexible RG180 Coax Cable Single Shielded with Tan FEP Jacket RG180B/U](#)

95 Ohm Flexible RG180 Coax Cable Single Shielded with Tan FEP Jacket

RF Cables Technical Data Sheet

RG180B/U

Jacket	FEP, Tan	0.141 in [3.58 mm]
--------	----------	--------------------

Environmental Specifications

Compliance Certifications (see [product page](#) for current document)

Plotted and Other Data

Notes:

95 Ohm Flexible RG180 Coax Cable Single Shielded with Tan FEP Jacket from Pasternack Enterprises has same day shipment for domestic and International orders. Our RF, microwave and millimeter wave products maintain a 99.4% availability and are part of the broadest selection in the industry.

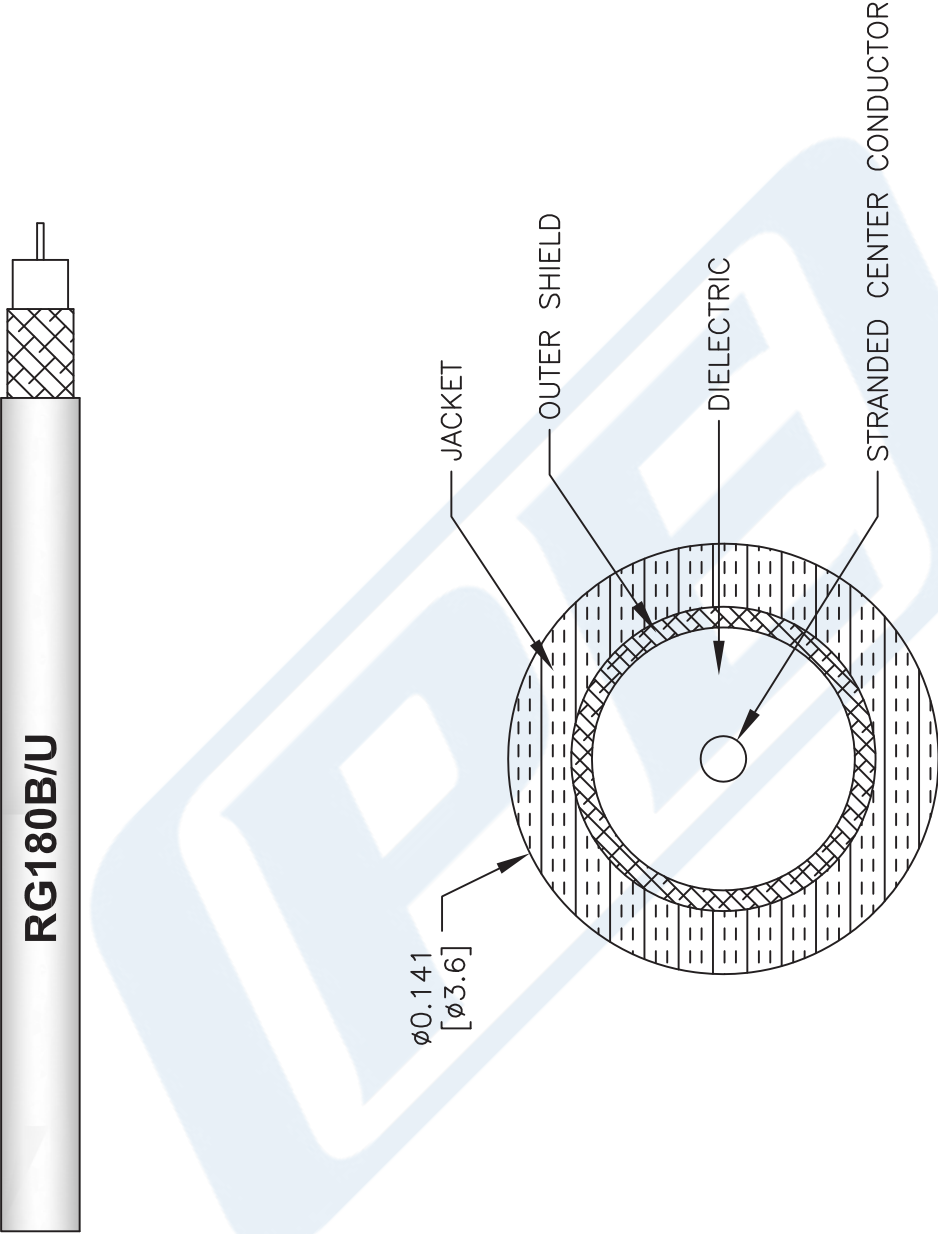
Click the following link (or enter part number in "SEARCH" on website) to obtain additional part information including price, inventory and certifications: [95 Ohm Flexible RG180 Coax Cable Single Shielded with Tan FEP Jacket RG180B/U](#)

URL: <https://www.pasternack.com/flexible-0.145-rg180-95-ohm-twinax-cable-fep-jacket-rg180b-u-p.aspx>

The information contained in this document is accurate to the best of our knowledge and representative of the part described herein. It may be necessary to make modifications to the part and/or the documentation of the part, in order to implement improvements. Pasternack reserves the right to make such changes as required. Unless otherwise stated, all specifications are nominal. Pasternack does not make any representation or warranty regarding the suitability of the part described herein for any particular purpose, and Pasternack does not assume any liability arising out of the use of any part or documentation.

RG180B/U CAD Drawing

95 Ohm Flexible RG180 Coax Cable Single Shielded with Tan FEP Jacket



NOTES:
1. UNLESS OTHERWISE SPECIFIED ALL DIMENSIONS ARE NOMINAL.
2. ALL SPECIFICATIONS ARE SUBJECT TO CHANGE WITHOUT NOTICE AT ANY TIME.
3. DIMENSIONS ARE IN INCHES [mm].

DWG TITLE		FSCM NO. 53919		CAD FILE 111716		SCALE N/A	SIZE A	41742
RG180B/U								



PASTERNAK®
THE ENGINEER'S RF SOURCE

Pasternack Enterprises, Inc.
P.O. Box 16759 | Irvine | CA | 92623

Phone: (949) 261-1920 | Fax: (949) 261-7451
Website: www.pasternack.com | E-Mail: sales@pasternack.com