



## LC Female Connector Clamp/Solder Attachment for RG213, RG214, RG8, RG9, RG225, RG393, RG215

### RF Connectors Technical Data Sheet

PE44450

#### Configuration

- LC Female Connector
- MIL-STD-348
- 50 Ohms
- Straight Body Geometry

- RG213, RG214, RG8, RG9, RG225, RG393, RG215 Interface Type
- Clamp/Solder Attachment

#### Features

- Silver Plated Contact
- Contact plating according to QQ-S-365

#### Applications

- General Purpose Test
- Custom Cable Assemblies

#### Description

Pasternack's PE44450 LC female connector with clamp/solder attachment for RG213, RG214, RG8, RG9, RG225, RG393 and RG215 is part of our full line of RF components available for same-day shipping.

Our LC female connector PE44450 datasheet specifications and drawing with dimensions are shown below in this PDF. Pasternack's broad catalog of RF, microwave and millimeter wave connectors allows designers to configure and customize their signal connections however they like. Whether the need is to provide an I/O for a board design, or simply create a custom cable assembly configuration, Pasternack has the right connector for the job. Pasternack can also expertly build your custom cable assemblies for you and ship same-day.

#### Mechanical Specifications

##### Size

Length  
Width/Dia.  
Weight

2.7 in [68.58 mm]  
1.25 in [31.75 mm]  
0.459 lbs [208.2 g]

#### Material Specifications

Description	Material	Plating
Contact		Silver QQ-S-365
Insulation	PTFE	
Body	Brass	Nickel QQ-N-290

Click the following link (or enter part number in "SEARCH" on website) to obtain additional part information including price, inventory and certifications: [LC Female Connector Clamp/Solder Attachment for RG213, RG214, RG8, RG9, RG225, RG393, RG215 PE44450](#)



## LC Female Connector Clamp/Solder Attachment for RG213, RG214, RG8, RG9, RG225, RG393, RG215

### RF Connectors Technical Data Sheet

PE44450

**Compliance Certifications** (see [product page](#) for current document)

#### Plotted and Other Data

Notes:

LC Female Connector Clamp/Solder Attachment for RG213, RG214, RG8, RG9, RG225, RG393, RG215 from Pasternack Enterprises has same day shipment for domestic and International orders. Our RF, microwave and millimeter wave products maintain a 99% availability and are part of the broadest selection in the industry.

Click the following link (or enter part number in "SEARCH" on website) to obtain additional part information including price, inventory and certifications: [LC Female Connector Clamp/Solder Attachment for RG213, RG214, RG8, RG9, RG225, RG393, RG215 PE44450](#)

URL: <https://www.pasternack.com/lc-female-standard-rg213-rg214-rg8-rg9-rg225-rg393-connector-pe44450-p.aspx>

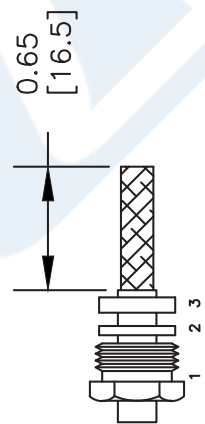
The information contained in this document is accurate to the best of our knowledge and representative of the part described herein. It may be necessary to make modifications to the part and/or the documentation of the part, in order to implement improvements. Pasternack reserves the right to make such changes as required. Unless otherwise stated, all specifications are nominal. Pasternack does not make any representation or warranty regarding the suitability of the part described herein for any particular purpose, and Pasternack does not assume any liability arising out of the use of any part or documentation.

PE44450 CAD Drawing

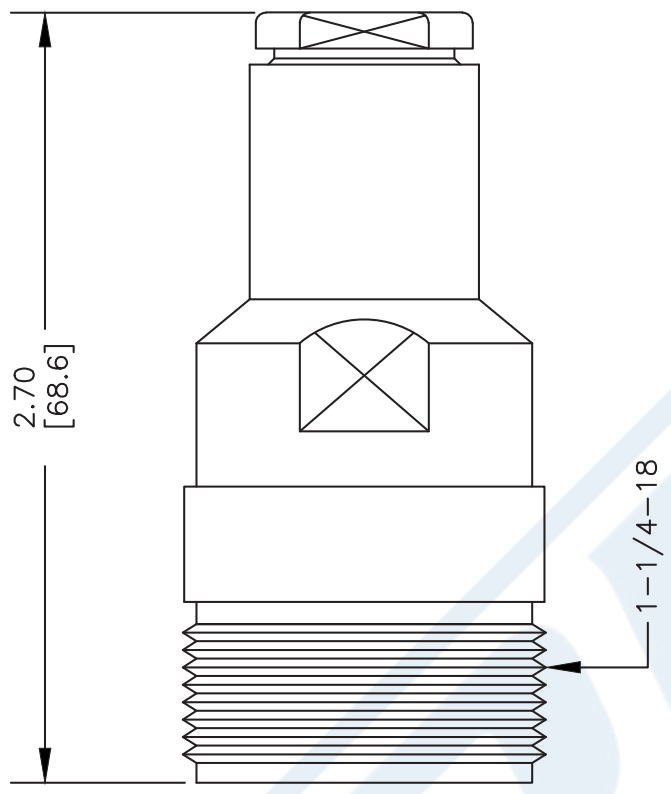
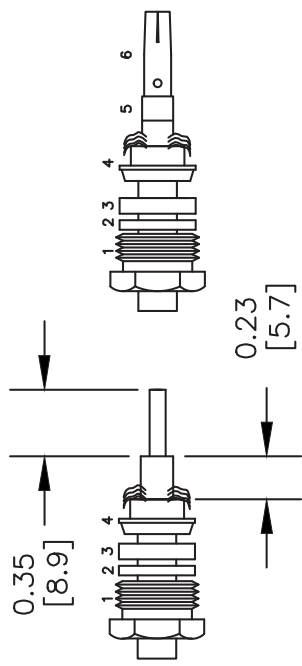
LC Female Connector Clamp/Solder Attachment for RG213,  
RG214, RG8, RG9, RG225, RG393, RG215

ASSEMBLY PROCEDURES

1. SLIDE CLAMP NUT (1), WASHER (2) & GASKET (3) OVER CABLE. STRIP CABLE AS SHOWN. COMB OUT BRAID. TAPER END OF BRAID TO PERMIT ASSEMBLY OF THE BRAID CLAMP (4) OVER BRAID & SEAT AGAINST JACKET.



2. FORM BRAID OVER CLAMP NUT (4). TRIM BRAID FLUSH WITH SHOULDER. CUT DIELECTRIC & CENTER CONDUCTOR TO DIMENSION SHOWN. SLIDE PTFE (5) ONTO CONTACT (6), SOLDER CONTACT TO CENTER CONDUCTOR. INSERT CABLE ASSEMBLY INTO BODY & TIGHTEN.



DWG TITLE

PE44450

FSCM NO. 53919

NOTES:  
1. UNLESS OTHERWISE SPECIFIED ALL DIMENSIONS ARE NOMINAL.  
2. ALL SPECIFICATIONS ARE SUBJECT TO CHANGE WITHOUT NOTICE AT ANY TIME.  
3. DIMENSIONS ARE IN INCHES [mm].  
4. FITS MIL-C-17 AND EQUIVALENT CABLES.

CAD FILE 040504

SCALE N/A

SIZE A

2233



Pasternack Enterprises, Inc.  
P.O. Box 16759 | Irvine | CA | 92623  
Phone: (949) 261-1920 | Fax: (949) 261-7451  
Website: www.pasternack.com | E-Mail: sales@pasternack.com



LC Female Connector Clamp/Solder Attachment for  
RG213, RG214, RG8, RG9, RG225, RG393, RG215

## RF Connectors Technical Data Sheet

PE44450

### Configuration

- LC Female Connector
- MIL-STD-348
- 50 Ohms
- Straight Body Geometry

- RG213, RG214, RG8, RG9, RG225, RG393, RG215 Interface Type
- Clamp/Solder Attachment

### Features

- Silver Plated Contact
- Contact plating according to QQ-S-365

### Applications

- General Purpose Test
- Custom Cable Assemblies

### Description

Pasternack's PE44450 LC female connector with clamp/solder attachment for RG213, RG214, RG8, RG9, RG225, RG393 and RG215 is part of our full line of RF components available for same-day shipping.

Our LC female connector PE44450 datasheet specifications and drawing with dimensions are shown below in this PDF. Pasternack's broad catalog of RF, microwave and millimeter wave connectors allows designers to configure and customize their signal connections however they like. Whether the need is to provide an I/O for a board design, or simply create a custom cable assembly configuration, Pasternack has the right connector for the job. Pasternack can also expertly build your custom cable assemblies for you and ship same-day.

### Mechanical Specifications

#### Size

Length  
Width/Dia.  
Weight

2.7 in [68.58 mm]  
1.25 in [31.75 mm]  
0.459 lbs [208.2 g]

### Material Specifications

Description	Material	Plating
Contact		Silver QQ-S-365
Insulation	PTFE	
Body	Brass	Nickel QQ-N-290

Click the following link (or enter part number in "SEARCH" on website) to obtain additional part information including price, inventory and certifications: [LC Female Connector Clamp/Solder Attachment for RG213, RG214, RG8, RG9, RG225, RG393, RG215 PE44450](#)



## LC Female Connector Clamp/Solder Attachment for RG213, RG214, RG8, RG9, RG225, RG393, RG215

### RF Connectors Technical Data Sheet

PE44450

**Compliance Certifications** (see [product page](#) for current document)

#### Plotted and Other Data

Notes:

LC Female Connector Clamp/Solder Attachment for RG213, RG214, RG8, RG9, RG225, RG393, RG215 from Pasternack Enterprises has same day shipment for domestic and International orders. Our RF, microwave and millimeter wave products maintain a 99% availability and are part of the broadest selection in the industry.

Click the following link (or enter part number in "SEARCH" on website) to obtain additional part information including price, inventory and certifications: [LC Female Connector Clamp/Solder Attachment for RG213, RG214, RG8, RG9, RG225, RG393, RG215 PE44450](#)

URL: <https://www.pasternack.com/lc-female-standard-rg213-rg214-rg8-rg9-rg225-rg393-connector-pe44450-p.aspx>

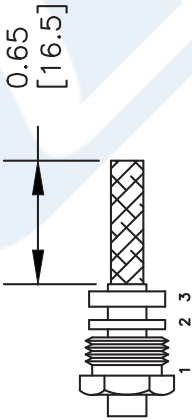
The information contained in this document is accurate to the best of our knowledge and representative of the part described herein. It may be necessary to make modifications to the part and/or the documentation of the part, in order to implement improvements. Pasternack reserves the right to make such changes as required. Unless otherwise stated, all specifications are nominal. Pasternack does not make any representation or warranty regarding the suitability of the part described herein for any particular purpose, and Pasternack does not assume any liability arising out of the use of any part or documentation.

PE44450 CAD Drawing

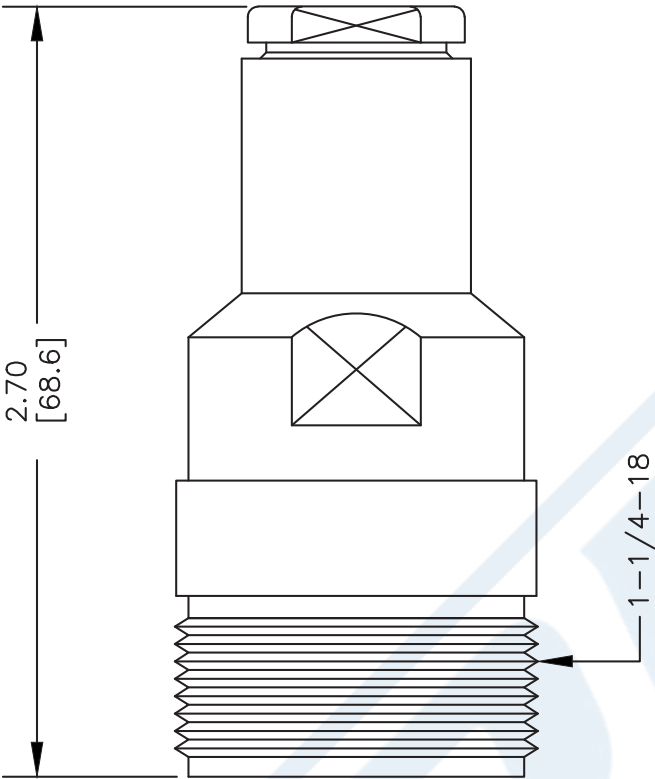
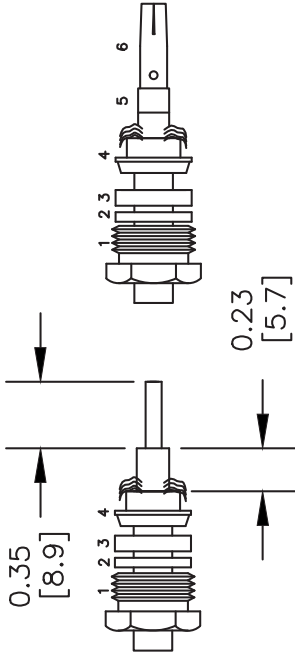
LC Female Connector Clamp/Solder Attachment for RG213,  
RG214, RG8, RG9, RG225, RG393, RG215

ASSEMBLY PROCEDURES

1. SLIDE CLAMP NUT (1), WASHER (2) & GASKET (3) OVER CABLE. STRIP CABLE AS SHOWN. COMB OUT BRAID. TAPER END OF BRAID TO PERMIT ASSEMBLY OF THE BRAID CLAMP (4) OVER BRAID & SEAT AGAINST JACKET.



2. FORM BRAID OVER CLAMP NUT (4). TRIM BRAID FLUSH WITH SHOULDER. CUT DIELECTRIC & CENTER CONDUCTOR TO DIMENSION SHOWN. SLIDE PTFE (5) ONTO CONTACT (6), SOLDER CONTACT TO CENTER CONDUCTOR. INSERT CABLE ASSEMBLY INTO BODY & TIGHTEN.



DWG TITLE

PE44450

FSCM NO. 53919

NOTES:  
1. UNLESS OTHERWISE SPECIFIED ALL DIMENSIONS ARE NOMINAL.  
2. ALL SPECIFICATIONS ARE SUBJECT TO CHANGE WITHOUT NOTICE AT ANY TIME.  
3. DIMENSIONS ARE IN INCHES [mm].  
4. FITS MIL-C-17 AND EQUIVALENT CABLES.

CAD FILE 040504

SCALE N/A

SIZE A

2233



Pasternack Enterprises, Inc.  
P.O. Box 16759 | Irvine | CA | 92623  
Phone: (949) 261-1920 | Fax: (949) 261-7451  
Website: www.pasternack.com | E-Mail: sales@pasternack.com





## Flexible RG8 Coax Cable Single Shielded with Black PVC (NC) Jacket

### TECHNICAL DATA SHEET

RG8A/U

Flexible RG8 Coax Cable Single Shielded with Black PVC (NC) Jacket

#### Configuration

Inner Conductor Material and Plating	Copper
Dielectric Type	PE (LD)
Shield Materials	Copper Braid
Jacket Material and Color	PVC (NC), Black

#### Electrical Specifications

Impedance, Ohms	50
Velocity of Propagation, %	66
Maximum Operating Frequency, MHz	1000
Capacitance, pF/ft [pF/m]	30.8 [101.05]

#### Electrical Specifications by Frequency

##### Frequency 1

Frequency, MHz	1
Attenuation, dB/100ft [dB/100m]	0.2 [0.66]

##### Frequency 2

Frequency, MHz	10
Attenuation, dB/100ft [dB/100m]	0.6 [1.97]

##### Frequency 3

Frequency, MHz	50
Attenuation, dB/100ft [dB/100m]	1.3 [4.27]

##### Frequency 4

Frequency, MHz	400
Attenuation, dB/100ft [dB/100m]	4.1 [13.45]

##### Frequency 5

Frequency, MHz	700
Attenuation, dB/100ft [dB/100m]	6.5 [21.33]

##### Frequency 6

Frequency, MHz	900
Attenuation, dB/100ft [dB/100m]	7.6 [24.93]

##### Frequency 7

Frequency, MHz	1000
Attenuation, dB/100ft [dB/100m]	8 [26.25]

Click the following link (or enter part number in "SEARCH" on website) to obtain additional part information including price, inventory and certifications: [Flexible RG8 Coax Cable Single Shielded with Black PVC \(NC\) Jacket RG8A/U](#)

The information contained in this document is accurate to the best of our knowledge and representative of the part described herein. It may be necessary to make modifications to the part and/or the documentation of the part, in order to implement improvements. Pasternack reserves the right to make such changes as required. Unless otherwise stated, all specifications are nominal.



Flexible RG8 Coax Cable Single Shielded  
with Black PVC (NC) Jacket

TECHNICAL DATA SHEET

RG8A/U

**Mechanical Specifications**

**Inner Conductor**

Number of Strands	7
Material	Copper
Diameter, in [mm]	0.085 [2.16]

**Dielectric:**

Type	PE (LD)
Diameter, in [mm]	0.285 [7.24]

**Shield:**

Number of	1
Material 1	Copper Braid

**Jacket:**

Material	PVC (NC)
Diameter, in [mm]	0.405 [10.29]
Color	Black
Weight, lbs/ft [Kg/m]	0.12 [0.18]

**Compliance Certifications** (visit [www.Pasternack.com](http://www.Pasternack.com) for current document)

RoHS Compliant	Yes
----------------	-----

**Plotted and Other Data**

Notes:	Values at 25 °C, sea level
--------	----------------------------

Flexible RG8 Coax Cable Single Shielded with Black PVC (NC) Jacket from Pasternack Enterprises has same day shipment for domestic and International orders. Our RF, microwave and fiber optic products maintain a 99% availability and are part of the broadest selection in the industry.

Click the following link (or enter part number in "SEARCH" on website) to obtain additional part information including price, inventory and certifications: [Flexible RG8 Coax Cable Single Shielded with Black PVC \(NC\) Jacket RG8A/U](#)

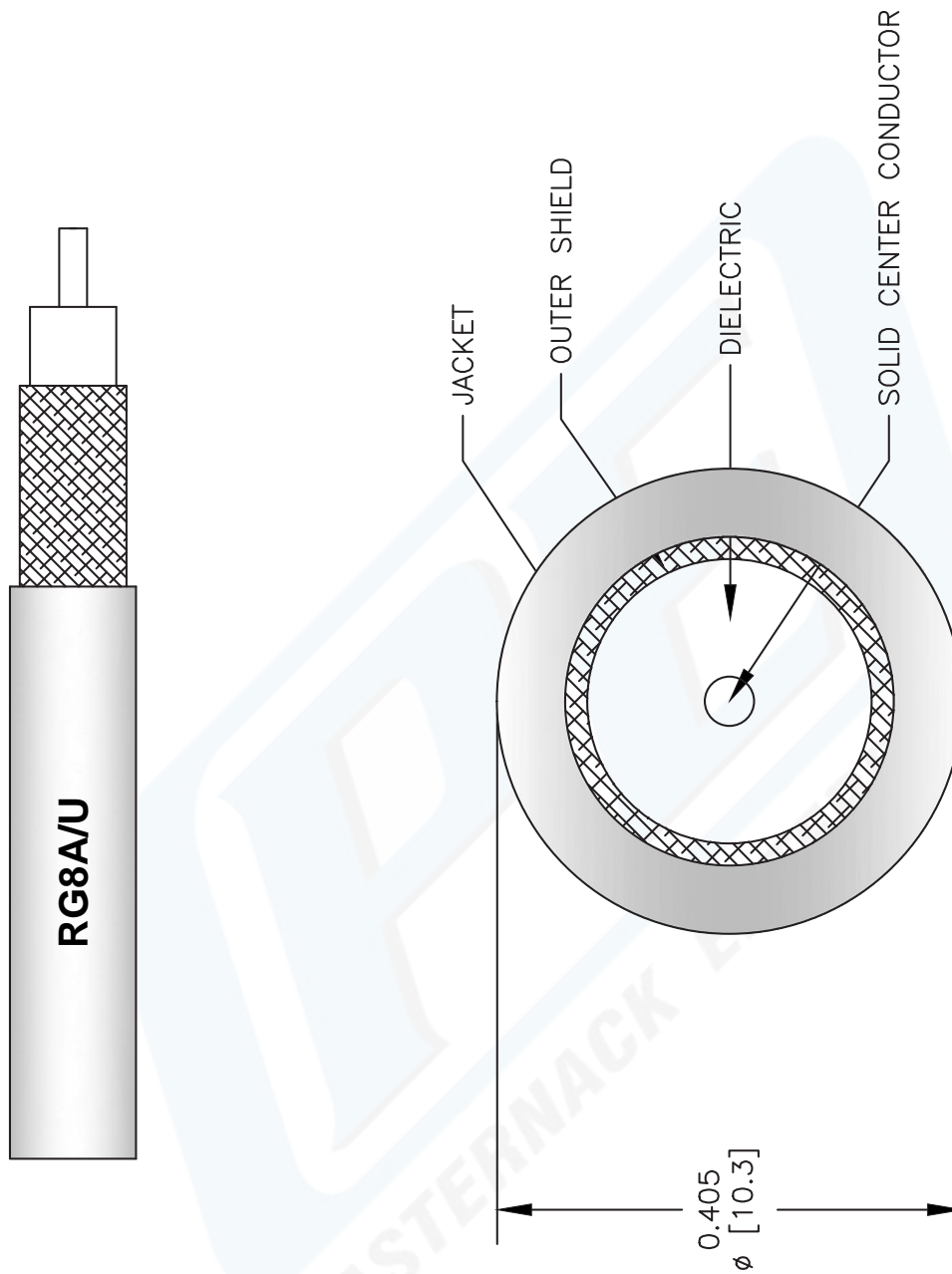
URL: <http://www.pasternack.com/flexible-0.405-rg8-52-ohm-coax-cable-pvc-jacket-rg8a-u-p.aspx>

The information contained in this document is accurate to the best of our knowledge and representative of the part described herein. It may be necessary to make modifications to the part and/or the documentation of the part, in order to implement improvements. Pasternack reserves the right to make such changes as required. Unless otherwise stated, all specifications are nominal.



# RG8A/U CAD Drawing

Flexible RG8 Coax Cable Single Shielded with Black PVC (NC) Jacket



NOTES:  
 1. UNLESS OTHERWISE SPECIFIED ALL DIMENSIONS ARE NOMINAL.  
 2. ALL SPECIFICATIONS ARE SUBJECT TO CHANGE WITHOUT NOTICE AT ANY TIME.  
 3. DIMENSIONS ARE IN INCHES [mm].

DWG TITLE  
**RG8A/U**

**PE PASTERNAK®**  
 Pasternack Enterprises, Inc.  
 P.O. Box 16759 | Irvine | CA | 92623  
 Phone: (949) 261-1920 | Fax: (949) 261-7451  
 Website: [www.pasternack.com](http://www.pasternack.com) | E-Mail: [sales@pasternack.com](mailto:sales@pasternack.com)

REV. C      FSCM NO. 53919

CAD FILE    022513-C    SCALE N/A    SIZE A    XXXX