



BMA Plug Bulkhead Mount Slide-On Connector Solder/ Non-Solder Contact Attachment for RG402, PE-SR402AL, PE-SR402FL, PE-SR402FLJ, PE-SR402TN

RF Connectors Technical Data Sheet

PE45314

Configuration

- Slide-On BMA Plug Connector
- 50 Ohms
- Straight Body Geometry
- RG402, PE-SR402AL, PE-SR402FL, PE-SR402FLJ,

PE-SR402TN Interface Type

- Solder/Non-Solder Contact Attachment
- Bulkhead
- 8 mm Hex

Features

- Max. Operating Frequency 22 GHz
- Good VSWR of 1.28:1
- Gold Plated Bronze Contact
- 51.18μ in. minimum contact plating
- Blind Mate Connector
- Low-Engagement Force

Applications

- General Purpose Test
- Rack and Panel Mount Applications
- Custom Cable Assemblies
- Blind Mating
- Rack and Panel
- Phased Array Systems
- Base Stations
- RF Backplanes
- Test I/O

Description

Pasternack's PE45314 BMA plug slide-on bulkhead connector with solder/non-solder contact attachment for RG402, PE-SR402AL, PE-SR402FL, PE-SR402FLJ and PE-SR402TN is part of our full line of RF components available for same-day shipping. Our BMA plug connector operates up to a maximum frequency of 22 GHz and offers good VSWR of 1.28:1. The Pasternack blind mate connector is ideal for applications where direct visual or tactile access to the connection point is not possible, for example, when two circuit boards need to be mated. This BMA bulkhead connector allows designers to create external connections on their product enclosures, and can be used in a variety of other rack mount and panel mount applications.

Our BMA plug bulkhead connector PE45314 datasheet specifications and drawing with dimensions are shown below in this PDF. Pasternack's broad catalog of RF, microwave and millimeter wave connectors allows designers to configure and customize their signal connections however they like. Whether the need is to provide an I/O for a board design, or simply create a custom cable assembly configuration, Pasternack has the right connector for the job. Pasternack can also expertly build your custom cable assemblies for you and ship same-day.

Electrical Specifications

Description	Minimum	Typical	Maximum	Units
Frequency Range	DC		22	GHz
VSWR			1.28:1	
Insertion Loss			0.14	dB
Operating Voltage (AC)			350	Vrms
Dielectric Withstanding Voltage (AC)			1,000	Vrms
Insulation Resistance	5,000			MOhms

Click the following link (or enter part number in "SEARCH" on website) to obtain additional part information including price, inventory and certifications: [BMA Plug Bulkhead Mount Slide-On Connector Solder/Non-Solder Contact Attachment for RG402, PE-SR402AL, PE-SR402FL, PE-SR402FLJ, PE-SR402TN PE45314](#)



BMA Plug Bulkhead Mount Slide-On Connector Solder/
Non-Solder Contact Attachment for RG402, PE-SR402AL,
PE-SR402FL, PE-SR402FLJ, PE-SR402TN

RF Connectors Technical Data Sheet

PE45314

Mechanical Specifications

Size

Length	0.7 in [17.78 mm]
Width/Dia.	0.315 in [8.00 mm]
Weight	0.006 lbs [2.72 g]
Mating Cycles	500 Cycles

Material Specifications

Description	Material	Plating
Contact	Bronze	Gold 51.18μ in. minimum
Insulation	PTFE	
Outer Conductor	Brass	Tri-Metal 78.74μ in. minimum
Body	Brass	Tri-Metal 78.74μ in. minimum
Washer	Brass	Tri-Metal

Environmental Specifications

Temperature

Operating Range	-65 to +125 deg C
-----------------	-------------------

Click the following link (or enter part number in "SEARCH" on website) to obtain additional part information including price, inventory and certifications: [BMA Plug Bulkhead Mount Slide-On Connector Solder/Non-Solder Contact Attachment for RG402, PE-SR402AL, PE-SR402FL, PE-SR402FLJ, PE-SR402TN PE45314](#)



**BMA Plug Bulkhead Mount Slide-On Connector Solder/
Non-Solder Contact Attachment for RG402, PE-SR402AL,
PE-SR402FL, PE-SR402FLJ, PE-SR402TN**

RF Connectors Technical Data Sheet

PE45314

Compliance Certifications (see [product page](#) for current document)

Plotted and Other Data

Notes:

BMA Plug Bulkhead Mount Slide-On Connector Solder/Non-Solder Contact Attachment for RG402, PE-SR402AL, PE-SR402FL, PE-SR402FLJ, PE-SR402TN from Pasternack Enterprises has same day shipment for domestic and International orders. Our RF, microwave and millimeter wave products maintain a 99.4% availability and are part of the broadest selection in the industry.

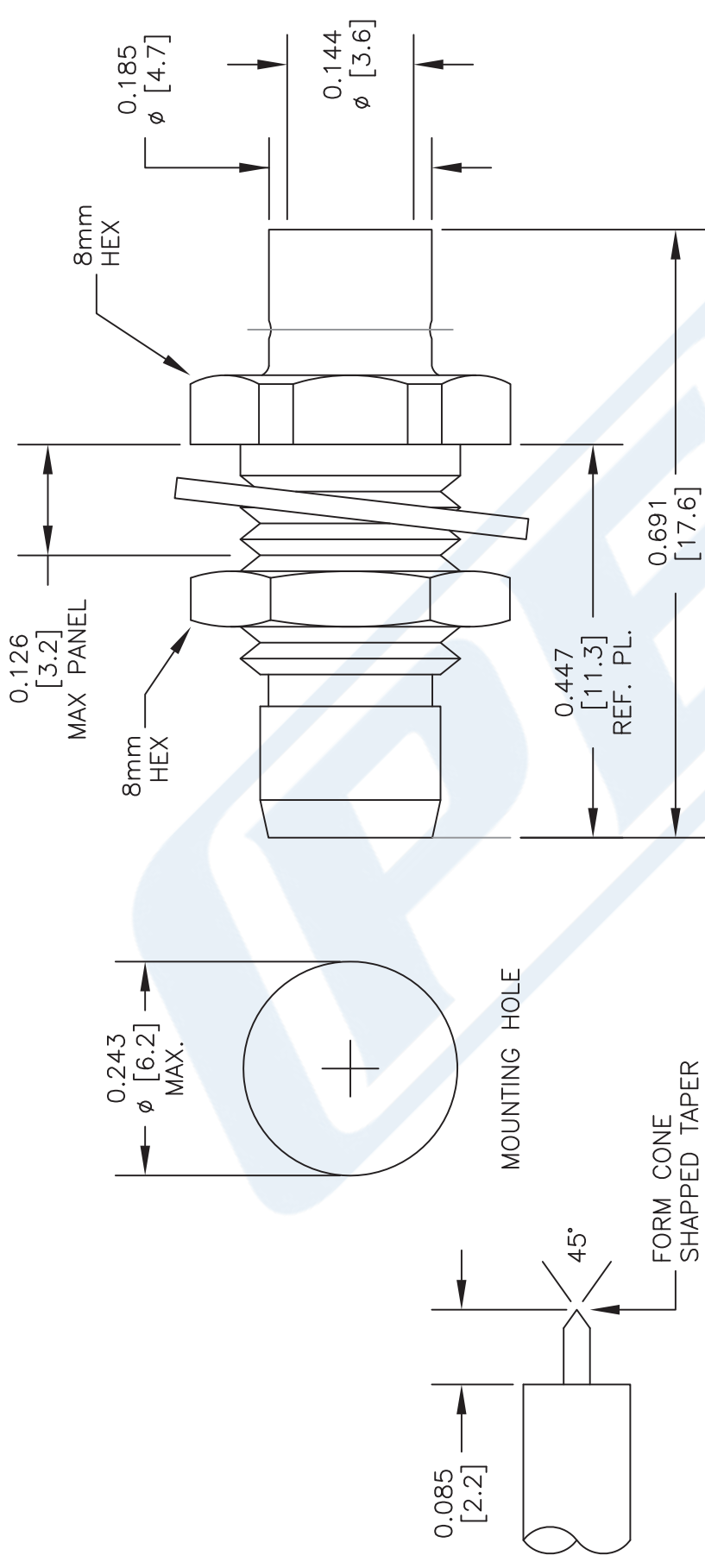
Click the following link (or enter part number in "SEARCH" on website) to obtain additional part information including price, inventory and certifications: [BMA Plug Bulkhead Mount Slide-On Connector Solder/Non-Solder Contact Attachment for RG402, PE-SR402AL, PE-SR402FL, PE-SR402FLJ, PE-SR402TN PE45314](#)

URL: <https://www.pasternack.com/bma-plug-slide-on-rg402-pe-sr402al-pe-sr402fl-pe-sr402flj-connector-pe45314-p.aspx>

The information contained in this document is accurate to the best of our knowledge and representative of the part described herein. It may be necessary to make modifications to the part and/or the documentation of the part, in order to implement improvements. Pasternack reserves the right to make such changes as required. Unless otherwise stated, all specifications are nominal. Pasternack does not make any representation or warranty regarding the suitability of the part described herein for any particular purpose, and Pasternack does not assume any liability arising out of the use of any part or documentation.

PE45314 CAD Drawing

BMA Plug Bulkhead Mount Slide-On Connector Solder/Non-Solder Contact
Attachment for RG402, PE-SR402AL, PE-SR402FL, PE-SR402FLJ, PE-SR402TN



STANDARD TOLERANCES	
.X	±0.2
.XX	±0.1
.XXX	±0.05

*STANDARD TOLERANCES APPLY
ONLY TO DIMENSIONS IN INCHES

- NOTES:
1. UNLESS OTHERWISE SPECIFIED ALL DIMENSIONS ARE NOMINAL.
 2. ALL SPECIFICATIONS ARE SUBJECT TO CHANGE WITHOUT NOTICE AT ANY TIME.
 3. DIMENSIONS ARE IN INCHES [mm].

DWG TITLE
PE45314

PE PASTERNAK®
THE ENGINEER'S RF SOURCE
Pasternack Enterprises, Inc.
P.O. Box 16759 | Irvine | CA | 92623
Phone: (949) 261-1920 | Fax: (949) 261-7451
Website: www.pasternack.com | E-Mail: sales@pasternack.com

CAGE CODE 53919

CAD FILE 022217

SCALE N/A

SIZE A

2233

STRIPPING DIMENSIONS

ASSEMBLY PROCEDURES

1. STRIP CABLE AS SHOWN. DO NOT NICK CENTER CONDUCTOR.
2. SLIDE CABLE INTO CONNECTOR INSURING CENTER CONDUCTOR MATES WITH CENTER PIN.
3. OUTER CONDUCTOR BOTTOMS OUT WITH BODY SHOULDERS. SOLDER OUTER CONDUCTOR TO BODY.



BMA Plug Bulkhead Mount Slide-On Connector Solder/ Non-Solder Contact Attachment for RG402, PE-SR402AL, PE-SR402FL, PE-SR402FLJ, PE-SR402TN

RF Connectors Technical Data Sheet

PE45314

Configuration

- Slide-On BMA Plug Connector
- 50 Ohms
- Straight Body Geometry
- RG402, PE-SR402AL, PE-SR402FL, PE-SR402FLJ,

PE-SR402TN Interface Type

- Solder/Non-Solder Contact Attachment
- Bulkhead
- 8 mm Hex

Features

- Max. Operating Frequency 22 GHz
- Good VSWR of 1.28:1
- Gold Plated Bronze Contact
- 51.18μ in. minimum contact plating
- Blind Mate Connector
- Low-Engagement Force

Applications

- General Purpose Test
- Rack and Panel Mount Applications
- Custom Cable Assemblies
- Blind Mating
- Rack and Panel
- Phased Array Systems
- Base Stations
- RF Backplanes
- Test I/O

Description

Pasternack's PE45314 BMA plug slide-on bulkhead connector with solder/non-solder contact attachment for RG402, PE-SR402AL, PE-SR402FL, PE-SR402FLJ and PE-SR402TN is part of our full line of RF components available for same-day shipping. Our BMA plug connector operates up to a maximum frequency of 22 GHz and offers good VSWR of 1.28:1. The Pasternack blind mate connector is ideal for applications where direct visual or tactile access to the connection point is not possible, for example, when two circuit boards need to be mated. This BMA bulkhead connector allows designers to create external connections on their product enclosures, and can be used in a variety of other rack mount and panel mount applications.

Our BMA plug bulkhead connector PE45314 datasheet specifications and drawing with dimensions are shown below in this PDF. Pasternack's broad catalog of RF, microwave and millimeter wave connectors allows designers to configure and customize their signal connections however they like. Whether the need is to provide an I/O for a board design, or simply create a custom cable assembly configuration, Pasternack has the right connector for the job. Pasternack can also expertly build your custom cable assemblies for you and ship same-day.

Electrical Specifications

Description	Minimum	Typical	Maximum	Units
Frequency Range	DC		22	GHz
VSWR			1.28:1	
Insertion Loss			0.14	dB
Operating Voltage (AC)			350	Vrms
Dielectric Withstanding Voltage (AC)			1,000	Vrms
Insulation Resistance	5,000			MOhms

Click the following link (or enter part number in "SEARCH" on website) to obtain additional part information including price, inventory and certifications: [BMA Plug Bulkhead Mount Slide-On Connector Solder/Non-Solder Contact Attachment for RG402, PE-SR402AL, PE-SR402FL, PE-SR402FLJ, PE-SR402TN PE45314](#)



BMA Plug Bulkhead Mount Slide-On Connector Solder/
Non-Solder Contact Attachment for RG402, PE-SR402AL,
PE-SR402FL, PE-SR402FLJ, PE-SR402TN

RF Connectors Technical Data Sheet

PE45314

Mechanical Specifications

Size

Length	0.7 in [17.78 mm]
Width/Dia.	0.315 in [8.00 mm]
Weight	0.006 lbs [2.72 g]
Mating Cycles	500 Cycles

Material Specifications

Description	Material	Plating
Contact	Bronze	Gold 51.18µ in. minimum
Insulation	PTFE	
Outer Conductor	Brass	Tri-Metal 78.74µ in. minimum
Body	Brass	Tri-Metal 78.74µ in. minimum
Washer	Brass	Tri-Metal

Environmental Specifications

Temperature

Operating Range	-65 to +125 deg C
-----------------	-------------------

Click the following link (or enter part number in "SEARCH" on website) to obtain additional part information including price, inventory and certifications: [BMA Plug Bulkhead Mount Slide-On Connector Solder/Non-Solder Contact Attachment for RG402, PE-SR402AL, PE-SR402FL, PE-SR402FLJ, PE-SR402TN PE45314](#)



**BMA Plug Bulkhead Mount Slide-On Connector Solder/
Non-Solder Contact Attachment for RG402, PE-SR402AL,
PE-SR402FL, PE-SR402FLJ, PE-SR402TN**

RF Connectors Technical Data Sheet

PE45314

Compliance Certifications (see [product page](#) for current document)

Plotted and Other Data

Notes:

BMA Plug Bulkhead Mount Slide-On Connector Solder/Non-Solder Contact Attachment for RG402, PE-SR402AL, PE-SR402FL, PE-SR402FLJ, PE-SR402TN from Pasternack Enterprises has same day shipment for domestic and International orders. Our RF, microwave and millimeter wave products maintain a 99.4% availability and are part of the broadest selection in the industry.

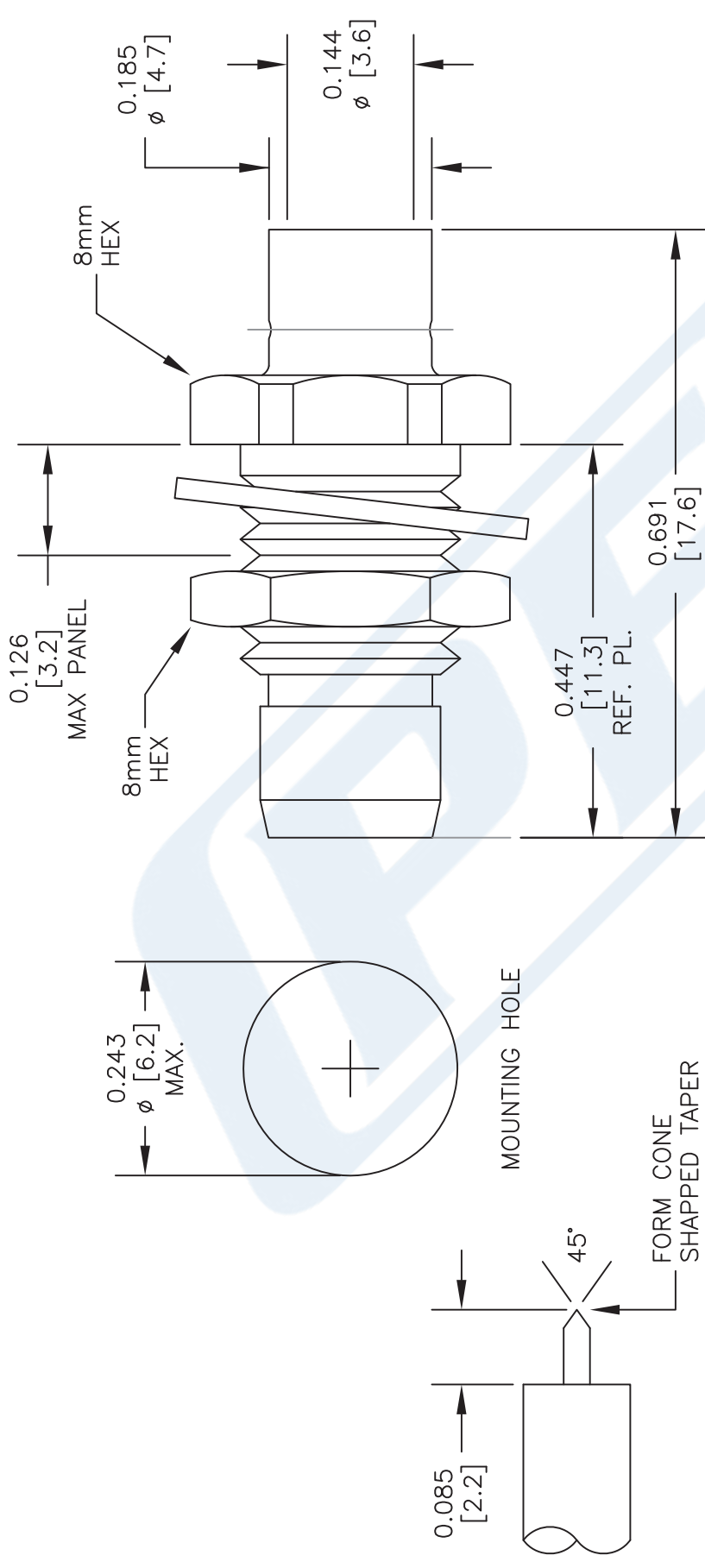
Click the following link (or enter part number in "SEARCH" on website) to obtain additional part information including price, inventory and certifications: [BMA Plug Bulkhead Mount Slide-On Connector Solder/Non-Solder Contact Attachment for RG402, PE-SR402AL, PE-SR402FL, PE-SR402FLJ, PE-SR402TN PE45314](#)

URL: <https://www.pasternack.com/bma-plug-slide-on-rg402-pe-sr402al-pe-sr402fl-pe-sr402flj-connector-pe45314-p.aspx>

The information contained in this document is accurate to the best of our knowledge and representative of the part described herein. It may be necessary to make modifications to the part and/or the documentation of the part, in order to implement improvements. Pasternack reserves the right to make such changes as required. Unless otherwise stated, all specifications are nominal. Pasternack does not make any representation or warranty regarding the suitability of the part described herein for any particular purpose, and Pasternack does not assume any liability arising out of the use of any part or documentation.

PE45314 CAD Drawing

BMA Plug Bulkhead Mount Slide-On Connector Solder/Non-Solder Contact
Attachment for RG402, PE-SR402AL, PE-SR402FL, PE-SR402FLJ, PE-SR402TN



STANDARD TOLERANCES	
.X	±0.2
.XX	±0.1
.XXX	±0.05

*STANDARD TOLERANCES APPLY
ONLY TO DIMENSIONS IN INCHES

NOTES:
1. UNLESS OTHERWISE SPECIFIED ALL DIMENSIONS ARE NOMINAL.
2. ALL SPECIFICATIONS ARE SUBJECT TO CHANGE WITHOUT NOTICE AT ANY TIME.
3. DIMENSIONS ARE IN INCHES [mm].

DWG TITLE
PE45314

PE PASTERNAK®
THE ENGINEER'S RF SOURCE
Pasternack Enterprises, Inc.
P.O. Box 16759 | Irvine | CA | 92623
Phone: (949) 261-1920 | Fax: (949) 261-7451
Website: www.pasternack.com | E-Mail: sales@pasternack.com

CAGE CODE 53919

CAD FILE 022217

SCALE N/A

SIZE A

2233

141 Semi-rigid Coax Cable with Tinned Aluminum

TECHNICAL DATA SHEET

PE-SR402AL

141 Semi-rigid Coax Cable with Tinned Aluminum

Configuration

Inner Conductor Material and Plating	Copper Clad Steel, Silver
Dielectric Type	PTFE
Shield Materials	Tinned Aluminum

Electrical Specifications

Impedance, Ohms	50
Maximum Operating Frequency, GHz	36
Dielectric Withstanding Voltage, Vrms	5,000

Electrical Specifications by Frequency

Frequency 1

Frequency, MHz	1000
Attenuation, dB/100ft [dB/100m]	13 [42.65]
Power Handling, Watts	450

Frequency 2

Frequency, GHz	10
Attenuation, dB/100ft [dB/100m]	46 [150.92]
Power Handling, Watts	120

Frequency 3

Frequency, GHz	20
Attenuation, dB/100ft [dB/100m]	71 [232.94]
Power Handling, Watts	70

Mechanical Specifications

Temperature

Operating Range, deg C	-55 to +125
------------------------	-------------

Inner Conductor

Number of Strands	1
Material	Copper Clad Steel
Plating	Silver
Diameter, in [mm]	0.036 [0.91]

Dielectric:

Type	PTFE
Diameter, in [mm]	0.118 [3]

Click the following link (or enter part number in "SEARCH" on website) to obtain additional part information including price, inventory and certifications: [141 Semi-rigid Coax Cable with Tinned Aluminum PE-SR402AL](#)

The information contained in this document is accurate to the best of our knowledge and representative of the part described herein. It may be necessary to make modifications to the part and/or the documentation of the part, in order to implement improvements. Pasternack reserves the right to make such changes as required. Unless otherwise stated, all specifications are nominal.

141 Semi-rigid Coax Cable with Tinned Aluminum

TECHNICAL DATA SHEET

PE-SR402AL

Shield:Number of
Material 1

1

Tinned Aluminum

Jacket:

Diameter, in [mm]

0.141 [3.58]

One Time Minimum Bend Radius, in [mm]

0.1 [2.54]

Weight, lbs/ft [Kg/m]

0.02 [0.03]

Compliance Certifications (visit www.Pasternack.com for current document)**Plotted and Other Data**

Notes:

Values at 25 °C, sea level

141 Semi-rigid Coax Cable with Tinned Aluminum from Pasternack Enterprises has same day shipment for domestic and International orders. Our RF, microwave and fiber optic products maintain a 99% availability and are part of the broadest selection in the industry.

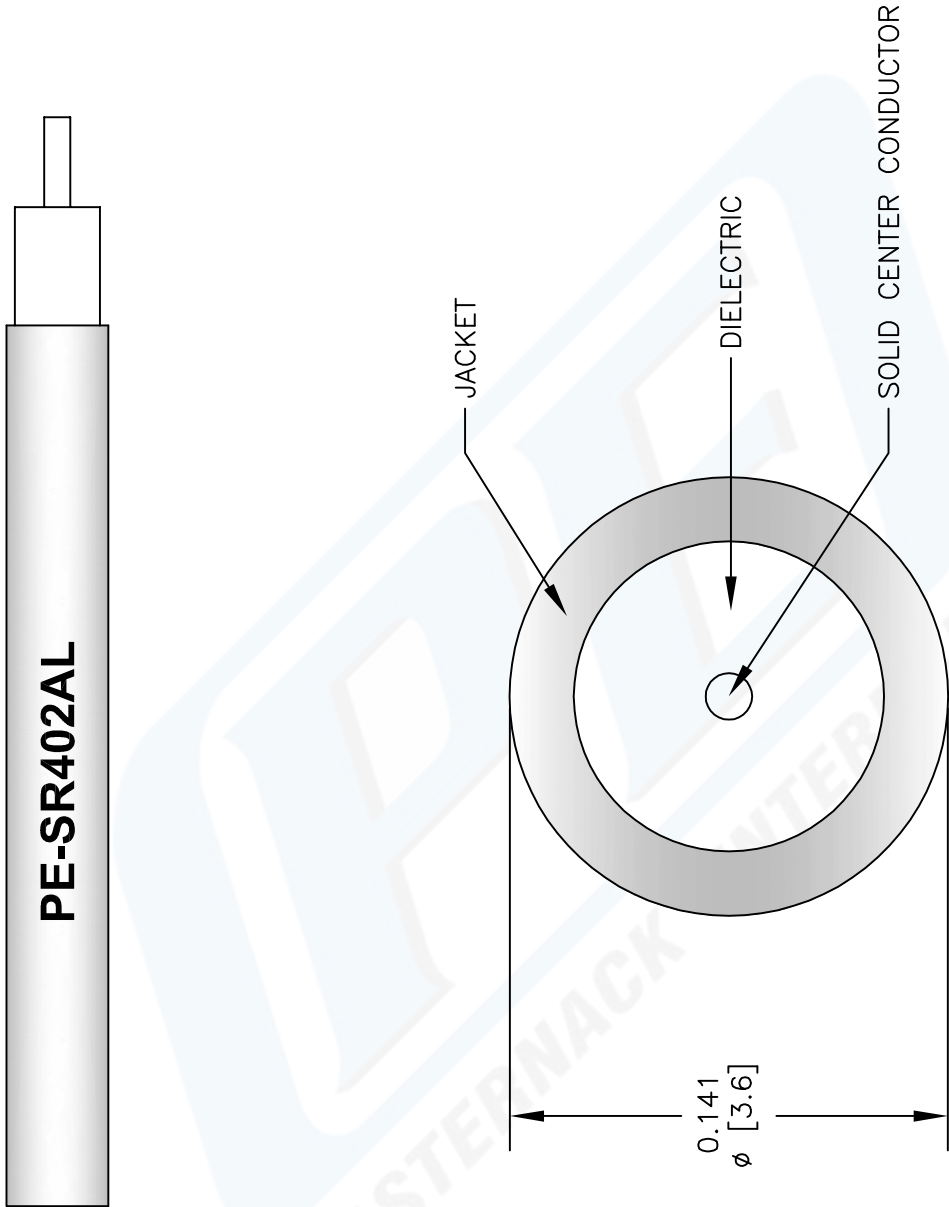
Click the following link (or enter part number in "SEARCH" on website) to obtain additional part information including price, inventory and certifications: [141 Semi-rigid Coax Cable with Tinned Aluminum PE-SR402AL](#)

URL: <http://www.pasternack.com/semirigid-0.141-50-ohm-coax-cable-tinned-aluminum-pe-sr402al-p.aspx>

The information contained in this document is accurate to the best of our knowledge and representative of the part described herein. It may be necessary to make modifications to the part and/or the documentation of the part, in order to implement improvements. Pasternack reserves the right to make such changes as required. Unless otherwise stated, all specifications are nominal.

PE-SR402AL CAD Drawing

141 Semi-rigid Coax Cable with Tinned Aluminum



NOTES:
1. UNLESS OTHERWISE SPECIFIED ALL DIMENSIONS ARE NOMINAL.
2. ALL SPECIFICATIONS ARE SUBJECT TO CHANGE WITHOUT NOTICE AT ANY TIME.
3. DIMENSIONS ARE IN INCHES [mm].

DWG TITLE
PE-SR402AL

REV. A FSCM NO. 53919

SIZE A 147

SCALE N/A

CAD FILE 022808-A

P**ASTERNAK**[®]
Pasternack Enterprises, Inc.
P.O. Box 16759 | Irvine | CA | 92623
Phone: (949) 261-1920 | Fax: (949) 261-7451
Website: www.pasternack.com | E-Mail: sales@pasternack.com