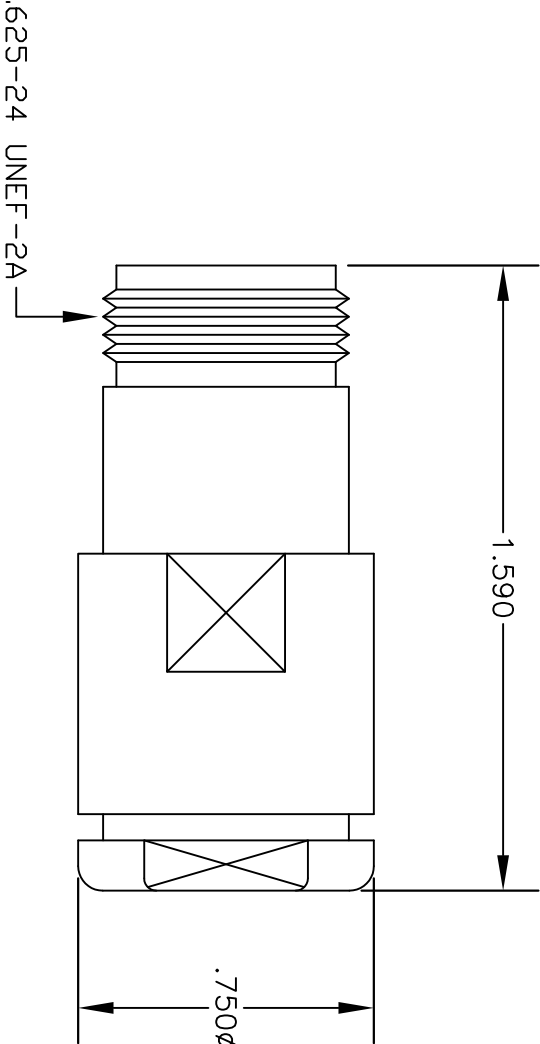


MATERIALS			
BODY		BRASS NICKEL PLATED	
CONTACT		SILVER PLATED	
INSULATOR		PTFE	
SOLDER ADAPTER		GOLD PLATED	

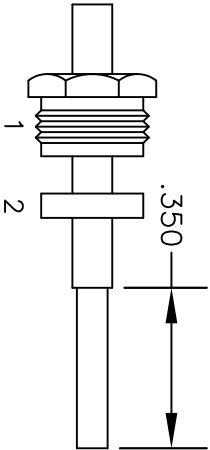


ASSEMBLY PROCEDURES

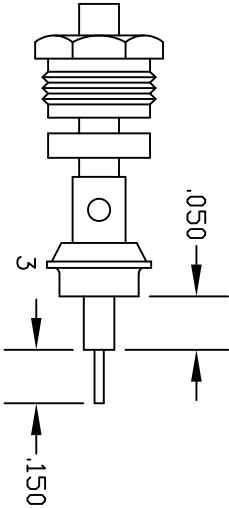
1. SLIDE CLAMP NUT (1) & GASKET (2) OVER CABLE. STRIP CABLE AS SHOWN IN ASSEMBLY (A). DO NOT CUT DIELECTRIC.

2. SLIDE ADAPTER (3) OVER CABLE UNTIL ADAPTER (3) BOTTOMS ON OUTER CONDUCTOR. SOLDER ADAPTER (3) TO OUTER CONDUCTOR USING MINIMUM HEAT.

3. STRIP CABLE AS SHOWN IN ASSEMBLY (B). SOLDER CONTACT TO CENTER CONDUCTOR. SLIDE ASSEMBLY FORWARD & TIGHTEN TO BODY.



ASSEMBLY (A)



ASSEMBLY (B)



PASTERMACK ENTERPRISES®
ESTABLISHED 1972

COAXIAL & FIBER OPTICS

PASTERMACK ENTERPRISES, INC.
P.O. BOX 16759, IRVINE, CA 92623
PHONE (949) 261-1920 FAX (949) 261-7451
WEB ADDRESS: www.pastermack.com
E-MAIL ADDRESS: sales@pastermack.com

DWG TITLE
PE4439

DES.

N FEMALE, SOLDERCLAMP ATTACHMENT
FOR RG401, PE-SR401AL & PE-SR401FL

SIZE A	FSCM NO. 53919	CAD FILE	052202	SCALE	N/A		127
--------	----------------	----------	--------	-------	-----	--	-----

NOTES:

1. UNLESS OTHERWISE SPECIFIED ALL DIMENSIONS ARE NOMINAL.
2. ALL SPECIFICATIONS ARE SUBJECT TO CHANGE WITHOUT NOTICE AT ANY TIME.



SMA Female Connector Solder Attachment for PE-SR401AL, PE-SR401FL, RG401

RF Connectors Technical Data Sheet

PE4930

Configuration

- SMA Female Connector
- MIL-STD-348
- 50 Ohms
- Straight Body Geometry
- PE-SR401AL, PE-SR401FL, RG401 Interface Type
- Solder/Solder Attachment

Features

- Gold Plated Contact
- Contact plating according to MIL-G-45204

Applications

- General Purpose Test
- Custom Cable Assemblies

Description

Pasternack's PE4930 SMA female connector with solder/solder attachment for PE-SR401AL, PE-SR401FL and RG401 is part of our full line of RF components available for same-day shipping.

Our SMA female connector PE4930 datasheet specifications and drawing with dimensions are shown below in this PDF. Pasternack's broad catalog of RF, microwave and millimeter wave connectors allows designers to configure and customize their signal connections however they like. Whether the need is to provide an I/O for a board design, or simply create a custom cable assembly configuration, Pasternack has the right connector for the job. Pasternack can also expertly build your custom cable assemblies for you and ship same-day.

Mechanical Specifications

Size	
Length	0.85 in [21.59 mm]
Width/Dia.	0.312 in [7.92 mm]
Weight	0.013 lbs [5.9 g]

Material Specifications

Description	Material	Plating
Contact		Gold MIL-G-45204
Insulation	PTFE	
Body	Brass	Gold MIL-G-45204

Environmental Specifications

Temperature	
Operating Range	-65 to +165 deg C

Click the following link (or enter part number in "SEARCH" on website) to obtain additional part information including price, inventory and certifications: [SMA Female Connector Solder Attachment for PE-SR401AL, PE-SR401FL, RG401 PE4930](#)



SMA Female Connector Solder Attachment for PE-SR401AL, PE-SR401FL, RG401

RF Connectors Technical Data Sheet

PE4930

Compliance Certifications (see [product page](#) for current document)

Plotted and Other Data

Notes:

SMA Female Connector Solder Attachment for PE-SR401AL, PE-SR401FL, RG401 from Pasternack Enterprises has same day shipment for domestic and International orders. Our RF, microwave and millimeter wave products maintain a 99% availability and are part of the broadest selection in the industry.

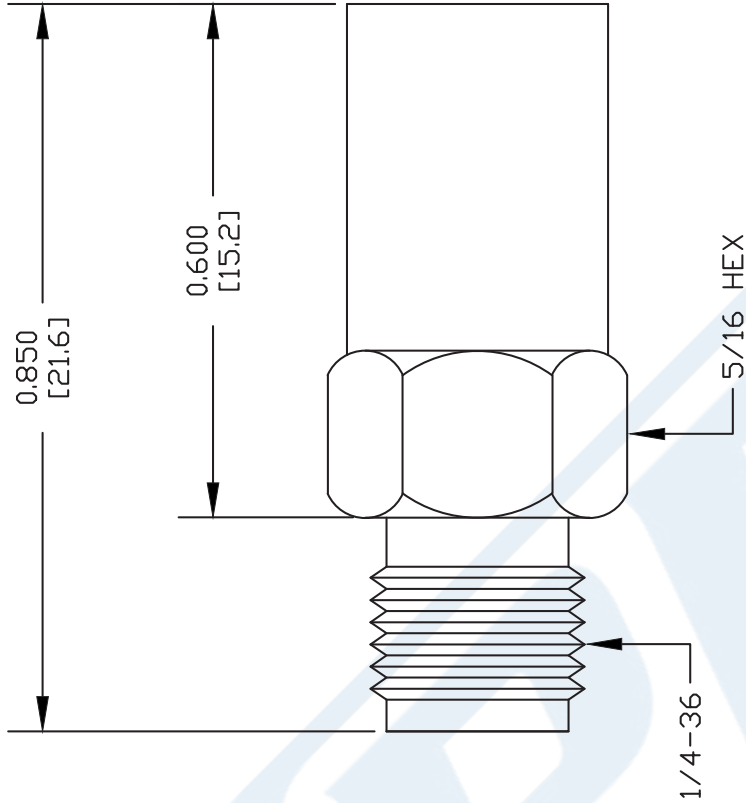
Click the following link (or enter part number in "SEARCH" on website) to obtain additional part information including price, inventory and certifications: [SMA Female Connector Solder Attachment for PE-SR401AL, PE-SR401FL, RG401 PE4930](#)

URL: <https://www.pasternack.com/sma-female-standard-pe-sr401al-pe-sr401fl-rg401-connector-pe4930-p.aspx>

The information contained in this document is accurate to the best of our knowledge and representative of the part described herein. It may be necessary to make modifications to the part and/or the documentation of the part, in order to implement improvements. Pasternack reserves the right to make such changes as required. Unless otherwise stated, all specifications are nominal. Pasternack does not make any representation or warranty regarding the suitability of the part described herein for any particular purpose, and Pasternack does not assume any liability arising out of the use of any part or documentation.

PE4930 CAD Drawing

SMA Female Connector Solder Attachment for PE-SR401AL, PE-SR401FL, RG401



STRIPPING DIMENSIONS

ASSEMBLY PROCEDURES

STRIP CABLE AS SHOWN, DO NOT NICK CENTER CONDUCTOR.

SOLDER CONTACT TO CENTER CONDUCTOR. REMOVE EXCESS SOLDER.

INSERT CABLE INTO BODY UNTIL OUTER CONDUCTOR BUTTOMS ON WITH BODY SHOULDER. SOLDER OUTER CONDUCTOR TO BODY.

DWG TITLE

PE4930

NOTES:

1. UNLESS OTHERWISE SPECIFIED ALL DIMENSIONS ARE NOMINAL.
2. ALL SPECIFICATIONS ARE SUBJECT TO CHANGE WITHOUT NOTICE AT ANY TIME.
3. DIMENSIONS ARE IN INCHES [mm].
4. FITS MIL-C-17 AND EQUIVALENT CABLES.

FSCM NO. 53919

CAD FILE

061402

SCALE N/A

SIZE A

XXXX



Pasternack Enterprises, Inc.
P.O. Box 16759 | Irvine | CA | 92623
Phone: (949) 261-1920 | Fax: (949) 261-7451
Website: www.pasternack.com | E-Mail: sales@pasternack.com



Formable 250 Semi-rigid Coax Cable with Tinned Copper Braid Outer Conductor

TECHNICAL DATA SHEET

PE-SR401FL

Formable 250 Semi-rigid Coax Cable with Tinned Copper Braid Outer Conductor

Configuration

Inner Conductor Material and Plating	Copper, Silver
Dielectric Type	PTFE
Shield Materials	Tinned Copper Braid

Electrical Specifications

Impedance, Ohms	50
Velocity of Propagation, %	69.5
Maximum Operating Frequency, GHz	18
Capacitance, pF/ft [pF/m]	29 [95.14]
Maximum Operating Voltage, Volts	3,500

Electrical Specifications by Frequency

Frequency 1

Frequency, MHz	500
Attenuation, dB/100ft [dB/100m]	5.2 [17.06]

Frequency 2

Frequency, MHz	1000
Attenuation, dB/100ft [dB/100m]	7.6 [24.93]

Frequency 3

Frequency, GHz	5
Attenuation, dB/100ft [dB/100m]	19.2 [62.99]

Frequency 4

Frequency, GHz	10
Attenuation, dB/100ft [dB/100m]	29.9 [98.1]

Frequency 5

Frequency, GHz	18
Attenuation, dB/100ft [dB/100m]	44.2 [145.01]

Mechanical Specifications

Temperature

Operating Range, deg C	-55 to +125
------------------------	-------------

Click the following link (or enter part number in "SEARCH" on website) to obtain additional part information including price, inventory and certifications: [Formable 250 Semi-rigid Coax Cable with Tinned Copper Braid Outer Conductor PE-SR401FL](#)

The information contained in this document is accurate to the best of our knowledge and representative of the part described herein. It may be necessary to make modifications to the part and/or the documentation of the part, in order to implement improvements. Pasternack reserves the right to make such changes as required. Unless otherwise stated, all specifications are nominal.



Formable 250 Semi-rigid Coax Cable with Tinned Copper Braid Outer Conductor

TECHNICAL DATA SHEET

PE-SR401FL

Inner Conductor

Number of Strands	1
Material	Copper
Plating	Silver
Diameter, in [mm]	0.066 [1.68]

Dielectric:

Type	PTFE
Diameter, in [mm]	0.21 [5.33]

Shield:

Number of	1
Material 1	Tinned Copper Braid
Diameter, in [mm]	0.25 [6.35]

Jacket:

One Time Minimum Bend Radius, in [mm]	1.18 [29.97]
Repeated Minimum Bend Radius, in [mm]	4.7 [119.38]
Weight, lbs/ft [Kg/m]	0.088 [0.13]

Compliance Certifications (visit www.Pasternack.com for current document)

RoHS Compliant	Yes
----------------	-----

Plotted and Other Data

Notes:	Values at 25 °C, sea level
--------	----------------------------

Formable 250 Semi-rigid Coax Cable with Tinned Copper Braid Outer Conductor from Pasternack Enterprises has same day shipment for domestic and International orders. Our RF, microwave and fiber optic products maintain a 99% availability and are part of the broadest selection in the industry.

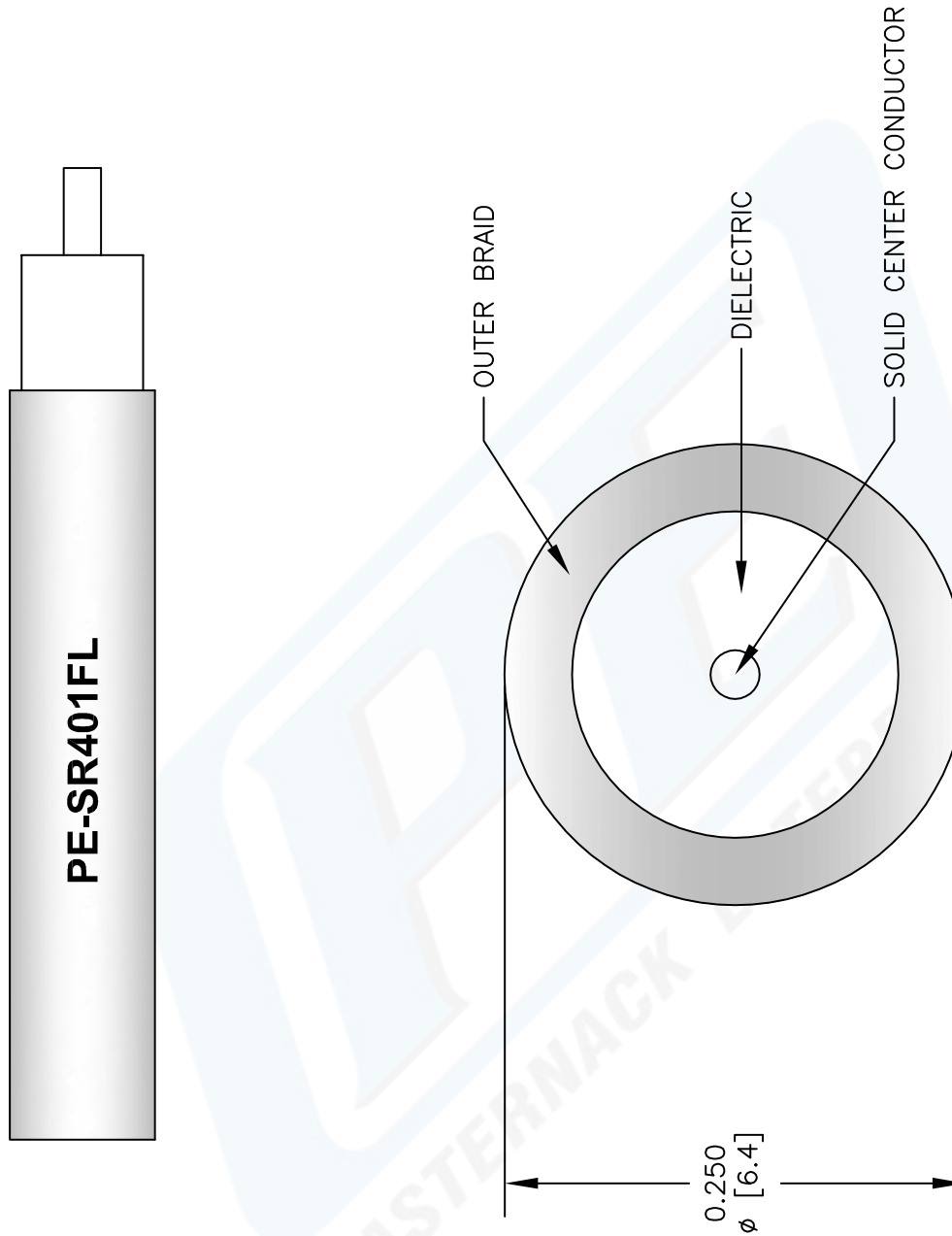
Click the following link (or enter part number in "SEARCH" on website) to obtain additional part information including price, inventory and certifications: [Formable 250 Semi-rigid Coax Cable with Tinned Copper Braid Outer Conductor PE-SR401FL](#)

URL: <http://www.pasternack.com/formable-0.250-semirigid-replacement-50-ohm-coax-cable-tinned-braid-pe-sr401fl-p.aspx>

The information contained in this document is accurate to the best of our knowledge and representative of the part described herein. It may be necessary to make modifications to the part and/or the documentation of the part, in order to implement improvements. Pasternack reserves the right to make such changes as required. Unless otherwise stated, all specifications are nominal.

PE-SR401FL CAD Drawing

Formable 250 Semi-rigid Coax Cable with Tinned Copper Braid Outer Conductor



NOTES:
 1. UNLESS OTHERWISE SPECIFIED ALL DIMENSIONS ARE NOMINAL.
 2. ALL SPECIFICATIONS ARE SUBJECT TO CHANGE WITHOUT NOTICE AT ANY TIME.
 3. DIMENSIONS ARE IN INCHES [mm].

DWG TITLE

PE-SR401FL

REV. B

FSCM NO. 53919

CAD FILE 072408-B

SCALE N/A

SIZE A

147

PASTERNACK®
 Pasternack Enterprises, Inc.
 P.O. Box 16759 | Irvine | CA | 92623

Phone: (949) 261-1920 | Fax: (949) 261-7451

Website: www.pasternack.com | E-Mail: sales@pasternack.com