



## 75 Ohm BNC Female Connector Clamp/ Solder Attachment For RG59

### TECHNICAL DATA SHEET

PE4613

#### 75 Ohm BNC Female Connector Clamp/Solder Attachment For RG59

##### Configuration

Connector	BNC Female
Connector Interface Type	RG59
Cable Attachment Method (Shield/Contact)	Clamp/Solder
Body Style	Straight

##### Electrical Specifications

Impedance, Ohms	75
-----------------	----

##### Mechanical Specifications

###### Size

Length, in [mm]	1.13 [28.7]
Width/Dia., in [mm]	0.57 [14.48]
Weight, lbs [g]	0.041 [18.6]

###### Connector

Type	BNC Female
Contact Material and Plating	Brass, Gold
Body Material and Plating	Brass, Nickel
Dielectric Type	Teflon

##### Compliance Certifications (visit [www.Pasternack.com](http://www.Pasternack.com) for current document)

RoHS Compliant	Yes
----------------	-----

##### Plotted and Other Data

Notes:	Values at 25 °C, sea level
--------	----------------------------

75 Ohm BNC Female Connector Clamp/Solder Attachment For RG59 from Pasternack Enterprises has same day shipment for domestic and International orders. Our RF, microwave and fiber optic products maintain a 99% availability and are part of the broadest selection in the industry.

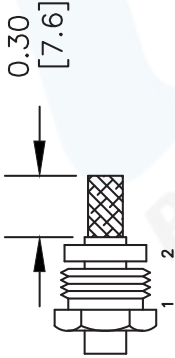
Click the following link (or enter part number in "SEARCH" on website) to obtain additional part information including price, inventory and certifications: [75 Ohm BNC Female Connector Clamp/Solder Attachment For RG59 PE4613](http://www.pasternack.com/bnc-female-standard-rg59-connector-pe4613-p.aspx)

URL: <http://www.pasternack.com/bnc-female-standard-rg59-connector-pe4613-p.aspx>

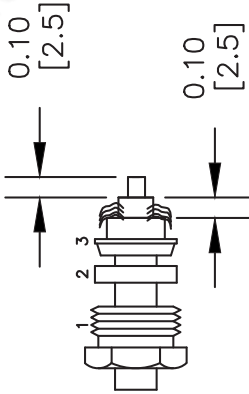
The information contained in this document is accurate to the best of our knowledge and representative of the part described herein. It may be necessary to make modifications to the part and/or the documentation of the part, in order to implement improvements. Pasternack reserves the right to make such changes as required. Unless otherwise stated, all specifications are nominal.

ASSEMBLY PROCEDURES

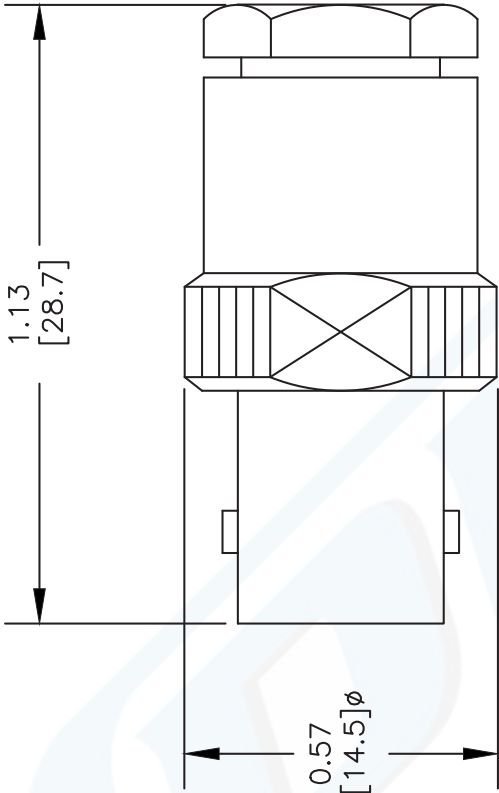
SLIDE CLAMP NUT (1) & GASKET (2) OVER CABLE. STRIP CABLE AS SHOWN. DO NOT NICK BRAID WHILE CUTTING JACKET. TAPER END OF BRAID TO PERMIT ASSEMBLY OF BRAID CLAMP (3) SLIDE BRAID CLAMP(3) OVER BRAID & SEAT AGAINST CABLE.



FORM BRAID OVER CLAMP NUT (3). TRIM BRAID BACK TO SHOULDER. CUT DIELECTRIC TO DIMENSION SHOWN. DO NOT NICK CENTER CONDUCTOR. SOLDER CONTACT TO CENTER CONDUCTOR. REMOVE EXCESS SOLDER. DO NOT OVER HEAT DIELECTRIC. INSERT CABLE ASSEMBLY INTO BODY & TIGHTEN.



NOTE: RG62 USES PTFE INSERT.  
INSERT PTFE BEFORE  
CONTACT. TAPER END FIRST.



**PE PASTERNAK®**  
Pasternack Enterprises, Inc.  
P.O. Box 16759 | Irvine | CA | 92623  
Phone: (949) 261-1920 | Fax: (949) 261-7451  
Website: www.pasternack.com | E-Mail: sales@pasternack.com

DWG TITLE  
**PE4613**  
FSCM NO. 53919

NOTES:  
1. UNLESS OTHERWISE SPECIFIED ALL DIMENSIONS ARE NOMINAL.  
2. ALL SPECIFICATIONS ARE SUBJECT TO CHANGE WITHOUT NOTICE AT ANY TIME.  
3. DIMENSIONS ARE IN INCHES [mm].  
4. FITS MIL-C-17 AND EQUIVALENT CABLES.

CAD FILE 052902 SCALE N/A SIZE A XXXX



## 75 Ohm BNC Male Connector Crimp/Crimp Attachment for RG59, RG62, RG71

### RF Connectors Technical Data Sheet

**PE4602**

#### Configuration

- BNC Male Connector
- 75 Ohms
- Straight Body Geometry
- RG59, RG62, RG71 Interface Type
- Crimp/Crimp Attachment

#### Features

- Max. Operating Frequency 1,000 MHz
- Good VSWR of 1.3:1
- Gold Plated Brass Contact
- 30 µin minimum contact plating

#### Applications

- General Purpose Test
- Custom Cable Assemblies
- CATV

#### Description

Pasternack's PE4602 75 ohm BNC male connector with crimp/crimp attachment for RG59, RG62 and RG71 is part of our full line of RF components available for same-day shipping. Our BNC male connector operates up to a maximum frequency of 1,000 MHz and offers good VSWR of 1.3:1.

Our 75 ohm BNC male connector PE4602 datasheet specifications and drawing with dimensions are shown below in this PDF. Pasternack's broad catalog of RF, microwave and millimeter wave connectors allows designers to configure and customize their signal connections however they like. Whether the need is to provide an I/O for a board design, or simply create a custom cable assembly configuration, Pasternack has the right connector for the job. Pasternack can also expertly build your custom cable assemblies for you and ship same-day.

#### Electrical Specifications

Description	Minimum	Typical	Maximum	Units
Frequency Range	DC		1,000	MHz
VSWR			1.3:1	
Operating Voltage (AC)			500	Vrms

#### Mechanical Specifications

##### Size

Length	1.132 in [28.75 mm]
Width/Dia.	0.571 in [14.50 mm]
Weight	0.027 lbs [12.25 g]

Click the following link (or enter part number in "SEARCH" on website) to obtain additional part information including price, inventory and certifications: [75 Ohm BNC Male Connector Crimp/Crimp Attachment for RG59, RG62, RG71 PE4602](#)



## 75 Ohm BNC Male Connector Crimp/Crimp Attachment for RG59, RG62, RG71

### RF Connectors Technical Data Sheet

PE4602

#### Material Specifications

Description	Material	Plating
Contact	Brass	Gold 30 µin minimum
Insulation	PTFE	
Body	Brass	Nickel 100 µin minimum
Coupling Nut	Brass	Nickel 100 µin minimum
Crimp Sleeve	Brass	Nickel

#### Environmental Specifications

##### Temperature

Operating Range -65 to +165 deg C

**Compliance Certifications** (see [product page](#) for current document)

#### Plotted and Other Data

Notes:

75 Ohm BNC Male Connector Crimp/Crimp Attachment for RG59, RG62, RG71 from Pasternack Enterprises has same day shipment for domestic and International orders. Our RF, microwave and millimeter wave products maintain a 99% availability and are part of the broadest selection in the industry.

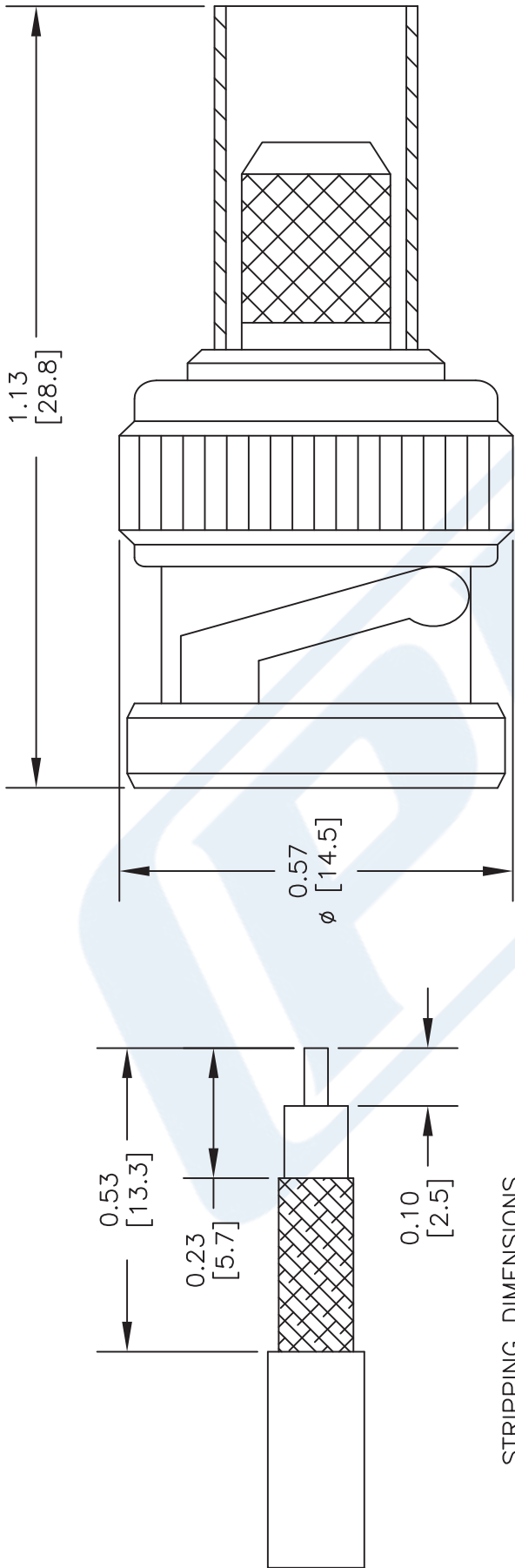
Click the following link (or enter part number in "SEARCH" on website) to obtain additional part information including price, inventory and certifications: [75 Ohm BNC Male Connector Crimp/Crimp Attachment for RG59, RG62, RG71 PE4602](#)

URL: <https://www.pasternack.com/bnc-male-rg59-connector-pe4602-p.aspx>

The information contained in this document is accurate to the best of our knowledge and representative of the part described herein. It may be necessary to make modifications to the part and/or the documentation of the part, in order to implement improvements. Pasternack reserves the right to make such changes as required. Unless otherwise stated, all specifications are nominal. Pasternack does not make any representation or warranty regarding the suitability of the part described herein for any particular purpose, and Pasternack does not assume any liability arising out of the use of any part or documentation.

PE4602 CAD Drawing

75 Ohm BNC Male Connector Crimp/Crimp Attachment for RG59, RG62, RG71



STRIPPING DIMENSIONS

CRIMP SIZE REQUIRED

CONTACT: .068" HEX CRIMP TOOL  
FERRULE: .255" HEX CRIMP TOOL

NOTES:  
1. UNLESS OTHERWISE SPECIFIED ALL DIMENSIONS ARE NOMINAL.  
2. ALL SPECIFICATIONS ARE SUBJECT TO CHANGE WITHOUT NOTICE AT ANY TIME.  
3. DIMENSIONS ARE IN INCHES [mm].  
4. FITS MIL-C-17 AND EQUIVALENT CABLES.

DWG TITLE  
**PE4602**

FSCM NO. 53919

2233

**PE PASTERNAK®**  
Pasternack Enterprises, Inc.  
P.O. Box 16759 | Irvine | CA | 92623  
Phone: (949) 261-1920 | Fax: (949) 261-7451  
Website: www.pasternack.com | E-Mail: sales@pasternack.com



## 93 Ohm Flexible RG62 Coax Cable Single Shielded with Black PVC Jacket

### TECHNICAL DATA SHEET

**RG62A/U**

#### 93 Ohm Flexible RG62 Coax Cable Single Shielded with Black PVC Jacket

##### Configuration

Inner Conductor Material and Plating	Copper Clad Steel
Dielectric Type	PE (AS)
Shield Materials	Copper Braid
Jacket Material and Color	PVC, Black

##### Electrical Specifications

Impedance, Ohms	93
Velocity of Propagation, %	83
Maximum Operating Frequency, MHz	1000
RF Shielding, dB	45
Capacitance, pF/ft [pF/m]	14.5 [47.57]

##### Electrical Specifications by Frequency

###### Frequency 1

Frequency, MHz	10
Attenuation, dB/100ft [dB/100m]	0.9 [2.95]

###### Frequency 2

Frequency, MHz	200
Attenuation, dB/100ft [dB/100m]	3.8 [12.47]

###### Frequency 3

Frequency, MHz	1000
Attenuation, dB/100ft [dB/100m]	8.7 [28.54]

##### Mechanical Specifications

###### Temperature

Operating Range, deg C	-40 to +80
------------------------	------------

###### Inner Conductor

Number of Strands	1
Material	Copper Clad Steel
Diameter, in [mm]	0.025 [0.64]

###### Dielectric:

Type	PE (AS)
Diameter, in [mm]	0.146 [3.71]

Click the following link (or enter part number in "SEARCH" on website) to obtain additional part information including price, inventory and certifications: [93 Ohm Flexible RG62 Coax Cable Single Shielded with Black PVC Jacket RG62A/U](#)

The information contained in this document is accurate to the best of our knowledge and representative of the part described herein. It may be necessary to make modifications to the part and/or the documentation of the part, in order to implement improvements. Pasternack reserves the right to make such changes as required. Unless otherwise stated, all specifications are nominal.

## 93 Ohm Flexible RG62 Coax Cable Single Shielded with Black PVC Jacket

### TECHNICAL DATA SHEET

RG62A/U

**Shield:**

Number of	1
Material 1	Copper Braid

**Jacket:**

Material	PVC
Diameter, in [mm]	0.242 [6.15]
Color	Black
One Time Minimum Bend Radius, in [mm]	2.5 [63.5]
Weight, lbs/ft [Kg/m]	0.038 [0.06]

**Compliance Certifications** (visit [www.Pasternack.com](http://www.Pasternack.com) for current document)

**Plotted and Other Data**

Notes:	Values at 25 °C, sea level
--------	----------------------------

93 Ohm Flexible RG62 Coax Cable Single Shielded with Black PVC Jacket from Pasternack Enterprises has same day shipment for domestic and International orders. Our RF, microwave and fiber optic products maintain a 99% availability and are part of the broadest selection in the industry.

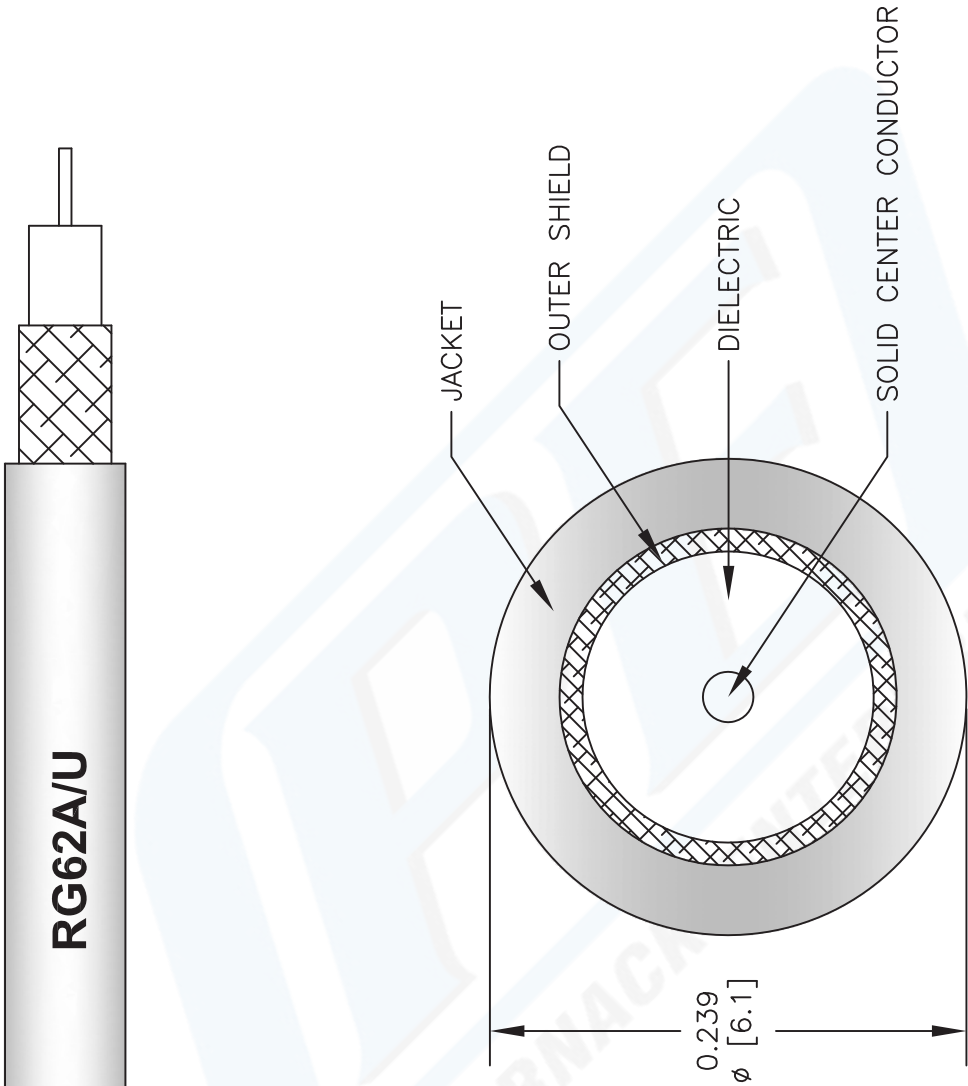
Click the following link (or enter part number in "SEARCH" on website) to obtain additional part information including price, inventory and certifications: [93 Ohm Flexible RG62 Coax Cable Single Shielded with Black PVC Jacket RG62A/U](#)

URL: <http://www.pasternack.com/flexible-0.242-rg62-93-ohm-coax-cable-pvc-jacket-rg62a-u-p.aspx>

The information contained in this document is accurate to the best of our knowledge and representative of the part described herein. It may be necessary to make modifications to the part and/or the documentation of the part, in order to implement improvements. Pasternack reserves the right to make such changes as required. Unless otherwise stated, all specifications are nominal.

RG62A/U CAD Drawing

93 Ohm Flexible RG62 Coax Cable Single Shielded with Black PVC Jacket



NOTES:  
1. UNLESS OTHERWISE SPECIFIED ALL DIMENSIONS ARE NOMINAL.  
2. ALL SPECIFICATIONS ARE SUBJECT TO CHANGE WITHOUT NOTICE AT ANY TIME.  
3. DIMENSIONS ARE IN INCHES [mm].

DWG TITLE  
**RG62A/U**

FSCM NO. 53919

2233

**PE PASTERNAK®**  
Pasternack Enterprises, Inc.  
P.O. Box 16759 | Irvine | CA | 92623  
**Phone:** (949) 261-1920 | **Fax:** (949) 261-7451  
**Website:** [www.pasternack.com](http://www.pasternack.com) | **E-Mail:** [sales@pasternack.com](mailto:sales@pasternack.com)