



N Female Bulkhead Mount Connector Crimp/Solder Attachment for LMR-200, PE-C200, IP67 Rated

RF Connectors Technical Data Sheet

PE45047

Configuration

- N Female Connector
- IEC 61169-16
- 50 Ohms
- Straight Body Geometry
- LMR-200, PE-C200 Interface Type
- Crimp/Solder Attachment
- Bulkhead
- 1/2 inch Hex

Features

- Max. Operating Frequency 3 GHz
- Excellent VSWR of 1.2:1
- Silver Plated Copper Contact
- 5 μ m minimum contact plating
- IP67 Rated

Applications

- General Purpose Test
- Rack and Panel Mount Applications
- Custom Cable Assemblies

Description

Pasternack's PE45047 type N female bulkhead connector with crimp/solder attachment for LMR-200 and PE-C200 is part of our full line of RF components available for same-day shipping. Our type N female connector operates up to a maximum frequency of 3 GHz and offers excellent VSWR of 1.2:1. This type N bulkhead connector allows designers to create external connections on their product enclosures, and can be used in a variety of other rack mount and panel mount applications. The connector has an IP67 rating to protect against dust and temporary moisture protection under immersion conditions.

Our type N female bulkhead connector PE45047 datasheet specifications and drawing with dimensions are shown below in this PDF. Pasternack's broad catalog of RF, microwave and millimeter wave connectors allows designers to configure and customize their signal connections however they like. Whether the need is to provide an I/O for a board design, or simply create a custom cable assembly configuration, Pasternack has the right connector for the job. Pasternack can also expertly build your custom cable assemblies for you and ship same-day.

Electrical Specifications

Description	Minimum	Typical	Maximum	Units
Frequency Range	DC		3	GHz
VSWR			1.2:1	
Insertion Loss			0.1	dB
Operating Voltage (AC)			2,500	Vrms
Dielectric Withstanding Voltage (AC)			1,700	Vrms
Inner Conductor DC Resistance			0.8	mOhms
Outer Conductor DC Resistance			0.4	mOhms
Insulation Resistance	5,000			MOhms

Click the following link (or enter part number in "SEARCH" on website) to obtain additional part information including price, inventory and certifications: [N Female Bulkhead Mount Connector Crimp/Solder Attachment for LMR-200, PE-C200, IP67 Rated PE45047](#)



N Female Bulkhead Mount Connector Crimp/Solder
Attachment for LMR-200, PE-C200, IP67 Rated

RF Connectors Technical Data Sheet

PE45047

Mechanical Specifications

Size

Length	1.66 in [42.16 mm]
Width/Dia.	0.86 in [21.84 mm]
Weight	0.115 lbs [52.16 g]
Mating Cycles	500 Cycles

Material Specifications

Description	Material	Plating
Contact	Copper	Silver 5 µm minimum
Insulation	PTFE	
Outer Conductor	Brass	Tri-Metal 2 µm minimum

Environmental Specifications

Temperature

Operating Range	-40 to +85 deg C
Ingress Protection (IP) Rating	IP67 Rated
Shock	IEC 60068-2-27
Vibration	IEC 60068-2-6-Fc
Thermal Shock	IEC 60068-2-14-Na

Environmental Specification Notes:

Weather standard: IEC 60068 40/085/21

Click the following link (or enter part number in "SEARCH" on website) to obtain additional part information including price, inventory and certifications: [N Female Bulkhead Mount Connector Crimp/Solder Attachment for LMR-200, PE-C200, IP67 Rated PE45047](#)



N Female Bulkhead Mount Connector Crimp/Solder Attachment for LMR-200, PE-C200, IP67 Rated

RF Connectors Technical Data Sheet

PE45047

Compliance Certifications (see [product page](#) for current document)

Plotted and Other Data

Notes:

N Female Bulkhead Mount Connector Crimp/Solder Attachment for LMR-200, PE-C200, IP67 Rated from Pasternack Enterprises has same day shipment for domestic and International orders. Our RF, microwave and millimeter wave products maintain a 99% availability and are part of the broadest selection in the industry.

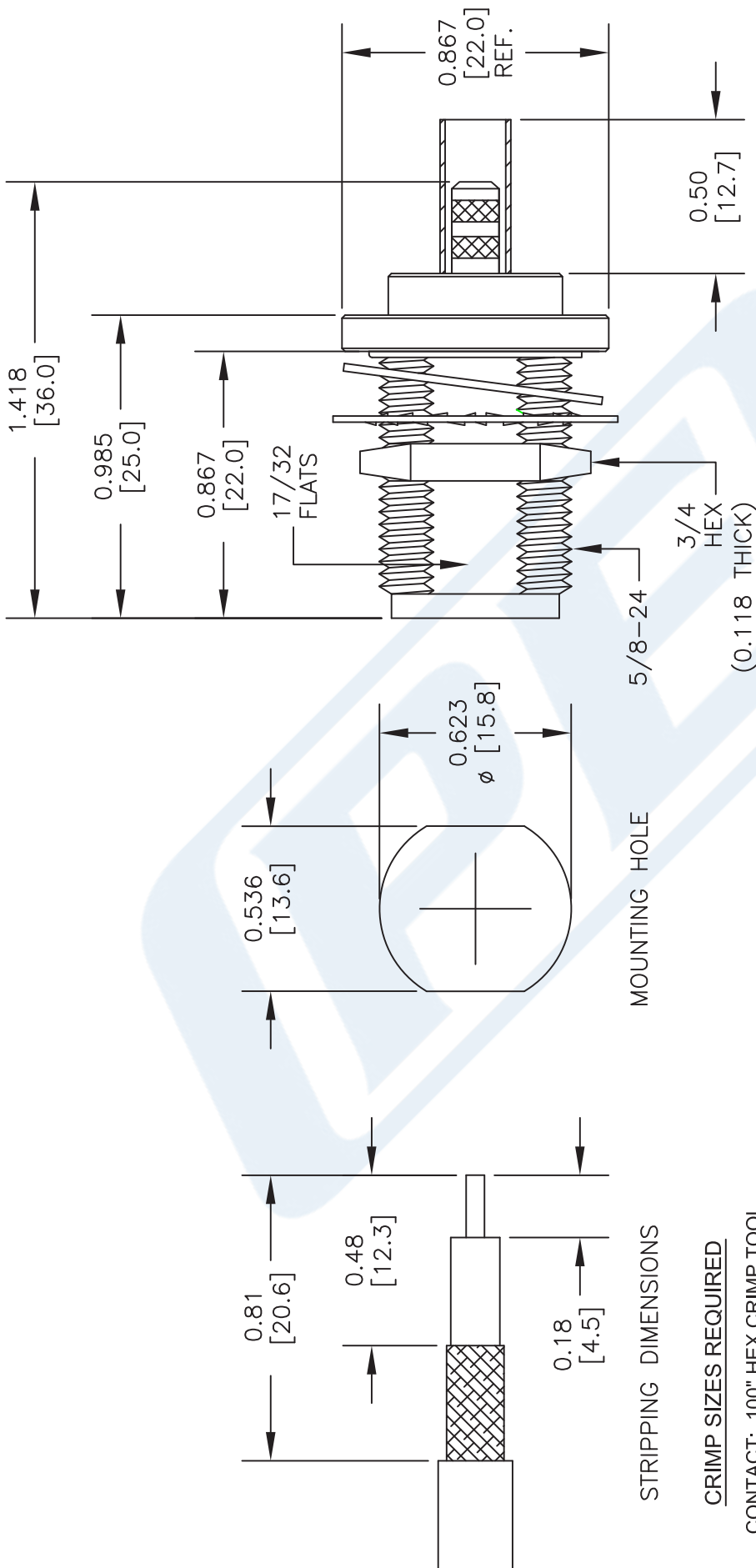
Click the following link (or enter part number in "SEARCH" on website) to obtain additional part information including price, inventory and certifications: [N Female Bulkhead Mount Connector Crimp/Solder Attachment for LMR-200, PE-C200, IP67 Rated PE45047](#)

URL: <https://www.pasternack.com/n-female-lmr-200-pe-c200-connector-pe45047-p.aspx>

The information contained in this document is accurate to the best of our knowledge and representative of the part described herein. It may be necessary to make modifications to the part and/or the documentation of the part, in order to implement improvements. Pasternack reserves the right to make such changes as required. Unless otherwise stated, all specifications are nominal. Pasternack does not make any representation or warranty regarding the suitability of the part described herein for any particular purpose, and Pasternack does not assume any liability arising out of the use of any part or documentation.

PE45047 CAD Drawing

N Female Bulkhead Mount Connector Crimp/Solder
Attachment for LMR-200, PE-C200, IP67 Rated



STRIPPING DIMENSIONS

CRIMP SIZES REQUIRED

CONTACT: .100" HEX CRIMP TOOL
FERRULE: .213" HEX CRIMP TOOL

NOTES:
1. UNLESS OTHERWISE SPECIFIED ALL DIMENSIONS ARE NOMINAL.
2. ALL SPECIFICATIONS ARE SUBJECT TO CHANGE WITHOUT NOTICE AT ANY TIME.
3. DIMENSIONS ARE IN INCHES [mm].
4. FITS MIL-C-17 AND EQUIVALENT CABLES.

DWG TITLE
PE45047

FSCM NO. 53919

2233

SIZE A

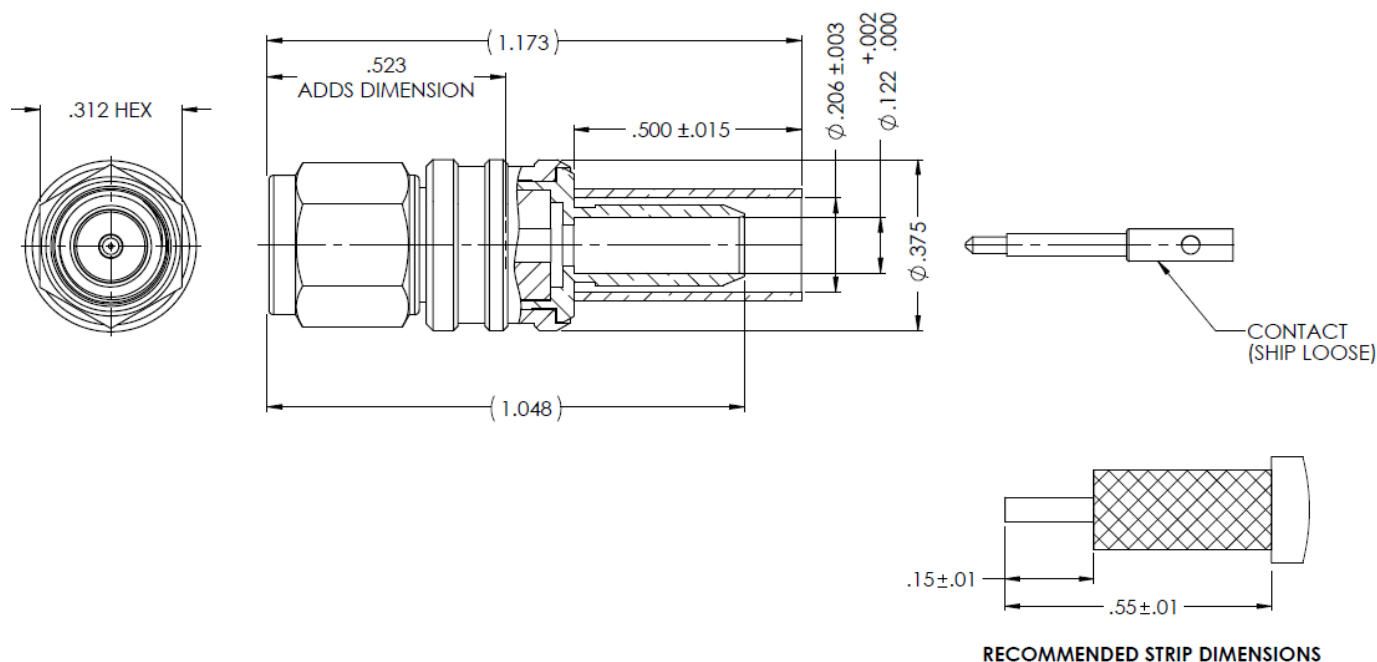
SCALE N/A

CAD FILE 062615

PE PASTERNAK®
THE ENGINEER'S RF SOURCE
Pasternack Enterprises, Inc.
P.O. Box 16759 | Irvine | CA | 92623
Phone: (949) 261-1920 | Fax: (949) 261-7451
Website: www.pasternack.com | E-Mail: sales@pasternack.com

NOTICE OF PROPRIETARY RIGHTS THIS DOCUMENT CONTAINS CONFIDENTIAL TECHNICAL DATA, INCLUDING TRADE SECRETS, PROPRIETARY TO TIMES MICROWAVE SYSTEMS. DISCLOSURE OF THIS DATA IS EXPRESSLY CONDITIONED UPON YOUR ASSENT THAT ITS USE IS LIMITED TO USE WITHIN YOUR COMPANY ONLY. ANY OTHER USE IS STRICTLY PROHIBITED WITHOUT THE PRIOR WRITTEN CONSENT OF TIMES MICROWAVE SYSTEMS.

SYM	REVISION DESCRIPTION	DFTM	DATE	APPD	DATE
A	RELEASED FOR PRODUCTION	N.N.N.	9/5/13	J.D.B.	9/10/13
B	CHANGED PER CDC #49330	D.J.H.	6/19/18	N.N.N.	6/19/18



NOTES:

- ASSEMBLED CONNECTOR INTERFACE IS DESIGNED IN ACCORDANCE WITH MIL-STD-348.
- MATERIAL:
 BODY, NUT - STAINLESS STEEL PER ASTM 582, S30300 ALLOY, COND. A
 INSULATOR - TEFLON PER ASTM D1710, TYPE 1, GRADE 1, CLASS A
 CONTACT & TAIL - BRASS PER ASTM B16, C36000 ALLOY, TEMPER H02
 GASKET - SILICONE RUBBER PER A-A-59588, 50-75 DUROMETER
 SHRINK SLEEVE - HEAT SHRINKABLE ATUM PER MIL-I-23053/4 (NOT SHOWN)
 CRIMP SLEEVE - D.H.P. COPPER CDA, ALLOY #122, TEMPER HARD
 LOCKING RING - BERYLLIUM COPPER PER ASTM B196, C17300 ALLOY, CONDITION HT
- FINISH:
 CONTACT - GOLD PLATE PER ASTM B488
 TAIL - NICKEL PLATE PER AMS-QQ-N-290
 CRIMP SLEEVE - SULFAMATE NICKEL PER MIL-P-27418
 ALL OTHER METAL PARTS - PASSIVATE PER SAE-AMS-2700

MATL:	UNLESS OTHERWISE SPECIFIED	DFTM. N. N. N.	TIMES MICROWAVE SYSTEMS		
		DATE 9/5/13	TC-200-SM-SS-X		
USED ON: A	ALL DIMENSIONS ARE IN INCHES MACHINED SURFACES FINISH 63 RMS MAX. REMOVE ALL BURRS .004 MAX. BREAK MACHINE CORNERS .005 MAX. FILLET R. TOLERANCES ON DECIMALS .XX ±.01 .XXX ±.005 ANGLES ±1° FRACTIONS ±1/64	CHKD. J. D. B.	CONNECTOR ASSEMBLY		
		DATE 9/10/13	SMAM for LMR-200		
SCALE: NONE	DWG. SIZE A	DO NOT SCALE DRAWING	CODE IDENT 68999	DATE 9/10/13	SHEET 1 of 1 SD3190-2881 REV B

Low Loss Flexible .200 inch Foam Dielectric Type Coax Cable Double Shielded with Black PE Jacket

TECHNICAL DATA SHEET

PE-C200

Low Loss Flexible .200 inch Foam Dielectric Type Coax Cable Double Shielded with Black PE Jacket

Configuration

Cable Design	Low Loss
Inner Conductor Material and Plating	Copper
Dielectric Type	PE (F)
Shield Materials	Aluminum Tape, Tinned Copper Braid
Jacket Material and Color	PE, Black

Electrical Specifications

Impedance, Ohms	50
Velocity of Propagation, %	83
Maximum Operating Frequency, GHz	5.8
RF Shielding, dB	90
Capacitance, pF/ft [pF/m]	24.5 [80.38]
Maximum Operating Voltage, Volts	1,000
Dielectric Withstanding Voltage, Vdc	1,000
Jacket Spark, Vrms	3,000
Peak Power, KWatts	2.5

Electrical Specifications by Frequency

Frequency 1

Frequency, MHz	50
Attenuation, dB/100ft [dB/100m]	2.3 [7.55]
Power Handling, Watts	790

Frequency 2

Frequency, MHz	150
Attenuation, dB/100ft [dB/100m]	4 [13.12]
Power Handling, Watts	450

Frequency 3

Frequency, GHz	1.5
Attenuation, dB/100ft [dB/100m]	12.9 [42.32]
Power Handling, Watts	140

Frequency 4

Frequency, GHz	2.5
Attenuation, dB/100ft [dB/100m]	16.9 [55.45]
Power Handling, Watts	110

Click the following link (or enter part number in "SEARCH" on website) to obtain additional part information including price, inventory and certifications: [Low Loss Flexible .200 inch Foam Dielectric Type Coax Cable Double Shielded with Black PE Jacket PE-C200](#)

The information contained in this document is accurate to the best of our knowledge and representative of the part described herein. It may be necessary to make modifications to the part and/or the documentation of the part, in order to implement improvements. Pasternack reserves the right to make such changes as required. Unless otherwise stated, all specifications are nominal.

Low Loss Flexible .200 inch Foam Dielectric Type Coax
Cable Double Shielded with Black PE Jacket

TECHNICAL DATA SHEET

PE-C200

Frequency 5

Frequency, GHz	5.8
Attenuation, dB/100ft [dB/100m]	26.4 [86.61]
Power Handling, Watts	70

Mechanical Specifications

Temperature

Operating Range, deg C	-40 to +85
Storage Range, deg C	-70 to +85

Inner Conductor

Number of Strands	1
Material	Copper
Diameter, in [mm]	0.044 [1.12]

Dielectric:

Type	PE (F)
Diameter, in [mm]	0.116 [2.95]

Shield:

Number of	2
Material 1	Aluminum Tape
Material 2	Tinned Copper Braid
Diameter, in [mm]	0.144 [3.66]

Jacket:

Material	PE
Diameter, in [mm]	0.195 [4.95]
Color	Black
Weight, lbs/ft [Kg/m]	0.022 [0.03]

Compliance Certifications (visit www.Pasternack.com for current document)

RoHS Compliant	Yes
----------------	-----

Click the following link (or enter part number in "SEARCH" on website) to obtain additional part information including price, inventory and certifications: [Low Loss Flexible .200 inch Foam Dielectric Type Coax Cable Double Shielded with Black PE Jacket PE-C200](#)

The information contained in this document is accurate to the best of our knowledge and representative of the part described herein. It may be necessary to make modifications to the part and/or the documentation of the part, in order to implement improvements. Pasternack reserves the right to make such changes as required. Unless otherwise stated, all specifications are nominal.

Low Loss Flexible .200 inch Foam Dielectric Type Coax
Cable Double Shielded with Black PE Jacket

TECHNICAL DATA SHEET

PE-C200

Plotted and Other Data

Notes:

Values at 25 °C, sea level

Low Loss Flexible .200 inch Foam Dielectric Type Coax Cable Double Shielded with Black PE Jacket from Pasternack Enterprises has same day shipment for domestic and International orders. Our RF, microwave and fiber optic products maintain a 99% availability and are part of the broadest selection in the industry.

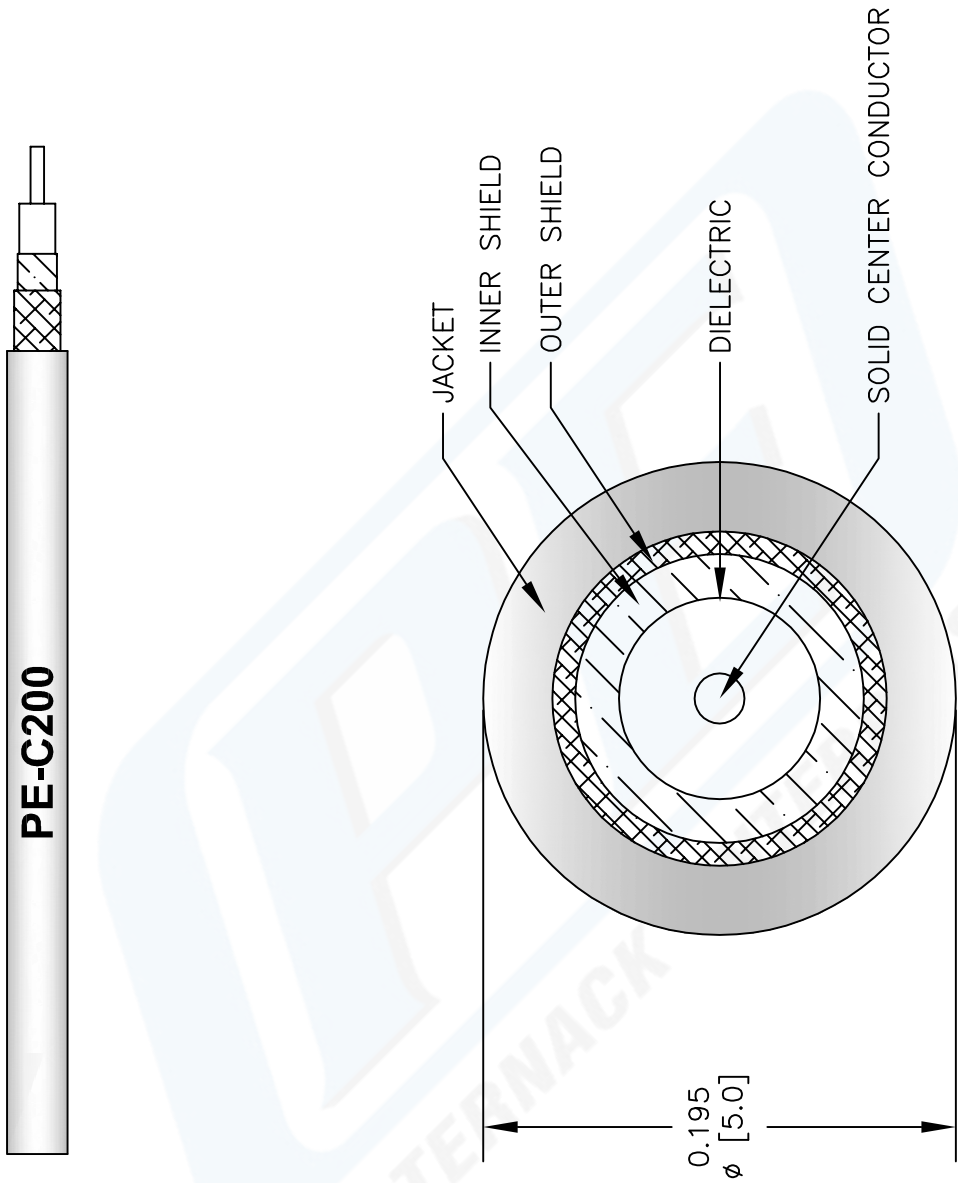
Click the following link (or enter part number in "SEARCH" on website) to obtain additional part information including price, inventory and certifications: [Low Loss Flexible .200 inch Foam Dielectric Type Coax Cable Double Shielded with Black PE Jacket PE-C200](#)

URL: <http://www.pasternack.com/flexible-0.195-50-ohm-coax-cable-pe-jacket-pe-c200-p.aspx>

The information contained in this document is accurate to the best of our knowledge and representative of the part described herein. It may be necessary to make modifications to the part and/or the documentation of the part, in order to implement improvements. Pasternack reserves the right to make such changes as required. Unless otherwise stated, all specifications are nominal.

PE-C200 CAD Drawing

Low Loss Flexible .200 inch Foam Dielectric Type Coax
Cable Double Shielded with Black PE Jacket



NOTES:
1. UNLESS OTHERWISE SPECIFIED ALL DIMENSIONS ARE NOMINAL.
2. ALL SPECIFICATIONS ARE SUBJECT TO CHANGE WITHOUT NOTICE AT ANY TIME.
3. DIMENSIONS ARE IN INCHES [mm].

DWG TITLE	FSCM NO. 53919
PE-C200	

**PASTERNAK®**
Pasternack Enterprises, Inc.
P.O. Box 16759 | Irvine | CA | 92623
Phone: (949) 261-1920 | Fax: (949) 261-7451
Website: www.pasternack.com | E-Mail: sales@pasternack.com