



SSMB Jack Bulkhead Mount Connector Crimp/Solder Attachment for RG178, RG196, .126 inch D Hole

RF Connectors Technical Data Sheet

PE4337

Configuration

- SSMB Jack Connector
- MIL-PRF-39012
- 50 Ohms
- Straight Body Geometry
- RG178, RG196 Interface Type
- Crimp/Solder Attachment
- Bulkhead

Features

- Max. Operating Frequency 12.4 GHz
- Good VSWR of 1.5:1
- Gold Plated Beryllium Copper Contact
- Contact plating according to MIL-PRF-39012

Applications

- General Purpose Test
- Rack and Panel Mount Applications
- Custom Cable Assemblies

Description

Pasternack's PE4337 SSMB jack bulkhead connector with crimp/solder attachment for RG178 and RG196 (.126 inch D hole) is part of our full line of RF components available for same-day shipping. Our SSMB jack connector operates up to a maximum frequency of 12.4 GHz and offers good VSWR of 1.5:1. This SSMB bulkhead connector allows designers to create external connections on their product enclosures, and can be used in a variety of other rack mount and panel mount applications.

Our SSMB jack bulkhead connector PE4337 datasheet specifications and drawing with dimensions are shown below in this PDF. Pasternack's broad catalog of RF, microwave and millimeter wave connectors allows designers to configure and customize their signal connections however they like. Whether the need is to provide an I/O for a board design, or simply create a custom cable assembly configuration, Pasternack has the right connector for the job. Pasternack can also expertly build your custom cable assemblies for you and ship same-day.

Electrical Specifications

Description	Minimum	Typical	Maximum	Units
Frequency Range	DC		12.4	GHz
VSWR			1.5:1	
Operating Voltage (AC)			250	Vrms
High Potential Voltage at 5 MHz			400	Vrms
Corona Discharge at 70,000 feet			125	Vrms
Insulation Resistance	1,000			MOhms

Click the following link (or enter part number in "SEARCH" on website) to obtain additional part information including price, inventory and certifications: [SSMB Jack Bulkhead Mount Connector Crimp/Solder Attachment for RG178, RG196, .126 inch D Hole PE4337](#)



SSMB Jack Bulkhead Mount Connector Crimp/Solder
Attachment for RG178, RG196, .126 inch D Hole

RF Connectors Technical Data Sheet

PE4337

Mechanical Specifications

Size

Length 0.73 in [18.54 mm]

Width/Dia. 0.156 in [3.96 mm]

Weight 0.0083 lbs [3.76 g]

Mating Cycles 500 Cycles

Material Specifications

Description	Material	Plating
Contact	Beryllium Copper	Gold MIL-PRF-39012
Insulation	PTFE	
Body	Brass	Gold MIL-PRF-39012

Environmental Specifications

Temperature

Operating Range -65 to +165 deg C

Shock MIL-STD-202, Method 213, Condition B (75G)

Vibration MIL-STD-202, Method 204, Condition B (15G)

Salt Spray MIL-STD-202, Method 101, Condition B, 5% salt solution

Click the following link (or enter part number in "SEARCH" on website) to obtain additional part information including price, inventory and certifications: [SSMB Jack Bulkhead Mount Connector Crimp/Solder Attachment for RG178, RG196, .126 inch D Hole PE4337](#)



SSMB Jack Bulkhead Mount Connector Crimp/Solder Attachment for RG178, RG196, .126 inch D Hole

RF Connectors Technical Data Sheet

PE4337

Compliance Certifications (see [product page](#) for current document)

Plotted and Other Data

Notes:

SSMB Jack Bulkhead Mount Connector Crimp/Solder Attachment for RG178, RG196, .126 inch D Hole from Pasternack Enterprises has same day shipment for domestic and International orders. Our RF, microwave and millimeter wave products maintain a 99% availability and are part of the broadest selection in the industry.

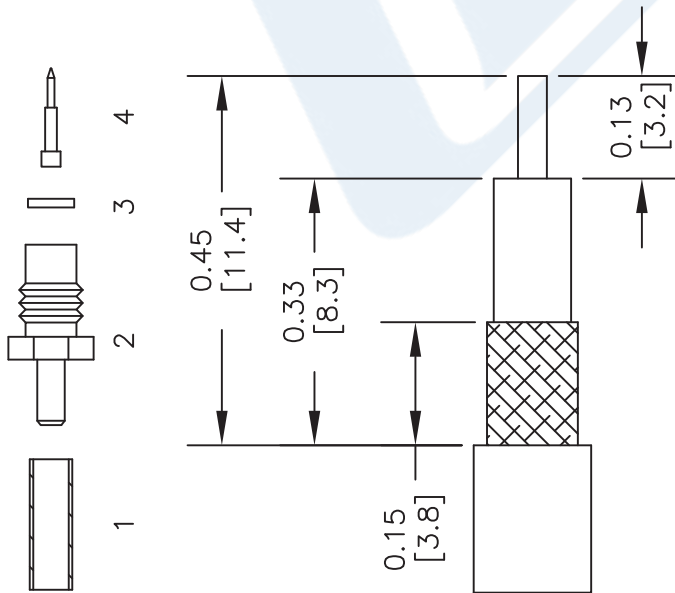
Click the following link (or enter part number in "SEARCH" on website) to obtain additional part information including price, inventory and certifications: [SSMB Jack Bulkhead Mount Connector Crimp/Solder Attachment for RG178, RG196, .126 inch D Hole PE4337](#)

URL: <https://www.pasternack.com/ssmb-jack-standard-rg178-rg196-connector-pe4337-p.aspx>

The information contained in this document is accurate to the best of our knowledge and representative of the part described herein. It may be necessary to make modifications to the part and/or the documentation of the part, in order to implement improvements. Pasternack reserves the right to make such changes as required. Unless otherwise stated, all specifications are nominal. Pasternack does not make any representation or warranty regarding the suitability of the part described herein for any particular purpose, and Pasternack does not assume any liability arising out of the use of any part or documentation.

PE4337 CAD Drawing

SSMB Jack Bulkhead Mount Connector Crimp/Solder
Attachment for RG178, RG196, .126 inch D Hole



STRIPPING DIMENSIONS

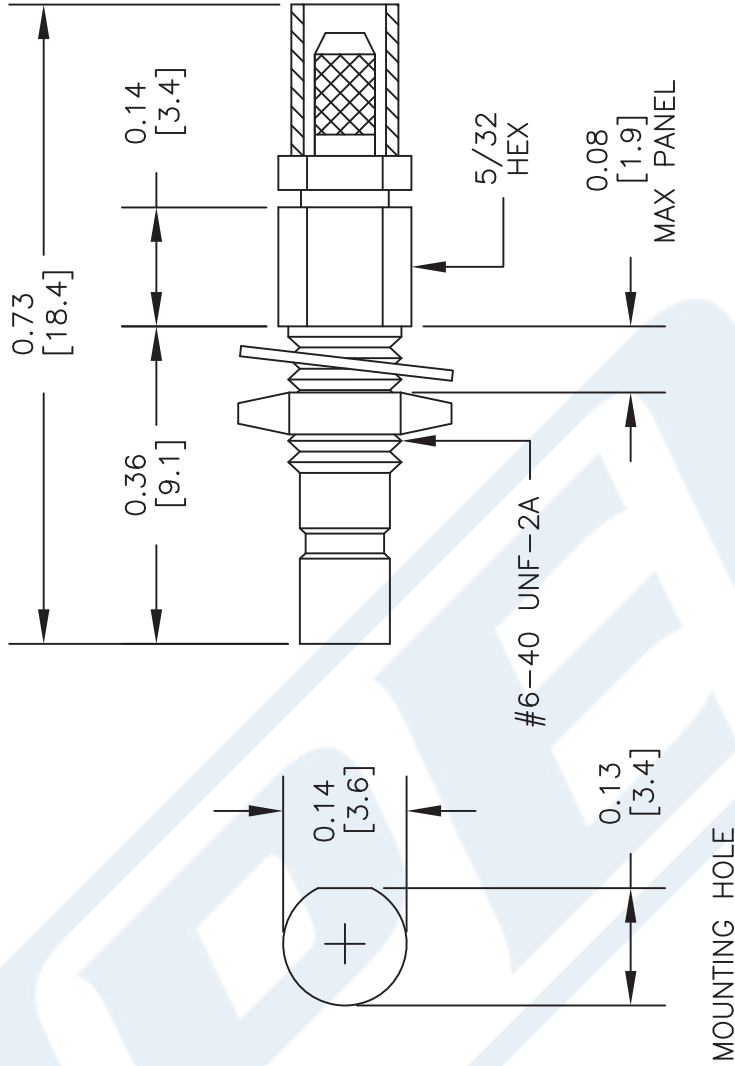
ASSEMBLY PROCEDURES

1. STRIP CABLE AS SHOWN & SLIDE FERRULE (1) ONTO CABLE. TIN CENTER CONDUCTOR.
2. ADD CRIMP NUT (2) BY SLIDING EXTENSION BETWEEN BRAID & DIELECTRIC. SLIDE FERRULE (1) OVER BRAID & CRIMP.
3. SLIDE PTFE (3) OVER CENTER CONDUCTOR. SOLDER CONTACT (4) TO CENTER CONDUCTOR.
4. SLIDE ASSEMBLY INTO BODY & TIGHTEN.

CRIMP SIZE REQUIRED

CONTACT: SOLDER

FERRULE: .100" HEX CRIMP TOOL



DWG TITLE

PE4337

- NOTES:
1. UNLESS OTHERWISE SPECIFIED ALL DIMENSIONS ARE NOMINAL.
 2. ALL SPECIFICATIONS ARE SUBJECT TO CHANGE WITHOUT NOTICE AT ANY TIME.
 3. DIMENSIONS ARE IN INCHES [mm].
 4. FITS MIL-C-17 AND EQUIVALENT CABLES.

PE PASTERNAK®
THE ENGINEER'S RF SOURCE
Pasternack Enterprises, Inc.
P.O. Box 16759 | Irvine | CA | 92623
Phone: (949) 261-1920 | Fax: (949) 261-7451
Website: www.pasternack.com | E-Mail: sales@pasternack.com

FSCM NO. 53919

CAD FILE 050802

SCALE N/A

SIZE A

2233



MMBX Plug Snap-On Connector Crimp/Solder Attachment for RG178, RG196, With Male Center Contact

RF Connectors Technical Data Sheet

PE45250

Configuration

- Snap-On MMBX Plug Connector
- 50 Ohms
- Straight Body Geometry
- RG178, RG196 Interface Type
- Crimp/Solder Attachment

Features

- Max. Operating Frequency 3 GHz
- Excellent VSWR of 1.11:1
- Gold Plated Beryllium Copper Contact
- Reliable Snap-On connection method
- Small circuit footprint for high density applications
- Mechanical misalignment tolerance of 4.5°/0.7mm Max

Applications

- General Purpose Test
- Custom Cable Assemblies
- Low cost blind mate interconnect
- Multi circuit board radios
- Board to board applications requiring multiple coaxial connections

Description

Pasternack's PE45250 MMBX plug snap-on connector crimp/solder attachment for RG178 and RG196 is part of our full line of RF components available for same-day shipping. Our MMBX plug connector operates up to a maximum frequency of 3 GHz and offers excellent VSWR of 1.11:1.

Our MMBX plug connector PE45250 datasheet specifications and drawing with dimensions are shown below in this PDF. Pasternack's broad catalog of RF, microwave and millimeter wave connectors allows designers to configure and customize their signal connections however they like. Whether the need is to provide an I/O for a board design, or simply create a custom cable assembly configuration, Pasternack has the right connector for the job. Pasternack can also expertly build your custom cable connector assemblies for you and ship same-day.

Electrical Specifications

Description	Minimum	Typical	Maximum	Units
Frequency Range	DC		3	GHz
VSWR			1.11:1	
Insertion Loss			0.2	dB
Operating Voltage (DC)			165	Vdc
Dielectric Withstanding Voltage (DC)			500	Vdc
Insulation Resistance	1,000			MOhms

Electrical Specification Notes:
MMBX Plug has a male center contact

Click the following link (or enter part number in "SEARCH" on website) to obtain additional part information including price, inventory and certifications: [MMBX Plug Snap-On Connector Crimp/Solder Attachment for RG178, RG196, With Male Center Contact PE45250](#)



MMBX Plug Snap-On Connector Crimp/Solder Attachment
for RG178, RG196, With Male Center Contact

RF Connectors Technical Data Sheet

PE45250

Mechanical Specifications

Size

Length	0.56 in [14.22 mm]
Width/Dia.	0.185 in [4.70 mm]
Weight	0.00698 lbs [3.17 g]
Mating Cycles	100 Cycles

Material Specifications

Description	Material	Plating
Contact	Beryllium Copper	Gold
Insulation	PTFE	
Outer Conductor	Brass	Gold
Body	Brass	Gold

Environmental Specifications

Temperature

Operating Range	-55 to 155 deg C
-----------------	------------------

Click the following link (or enter part number in "SEARCH" on website) to obtain additional part information including price, inventory and certifications: [MMBX Plug Snap-On Connector Crimp/Solder Attachment for RG178, RG196, With Male Center Contact PE45250](#)



MMBX Plug Snap-On Connector Crimp/Solder Attachment for RG178, RG196, With Male Center Contact

RF Connectors Technical Data Sheet

PE45250

Compliance Certifications (see [product page](#) for current document)

Plotted and Other Data

Notes:

MMBX Plug Snap-On Connector Crimp/Solder Attachment for RG178, RG196, With Male Center Contact from Pasternack Enterprises has same day shipment for domestic and International orders. Our RF, microwave and millimeter wave products maintain a 99% availability and are part of the broadest selection in the industry.

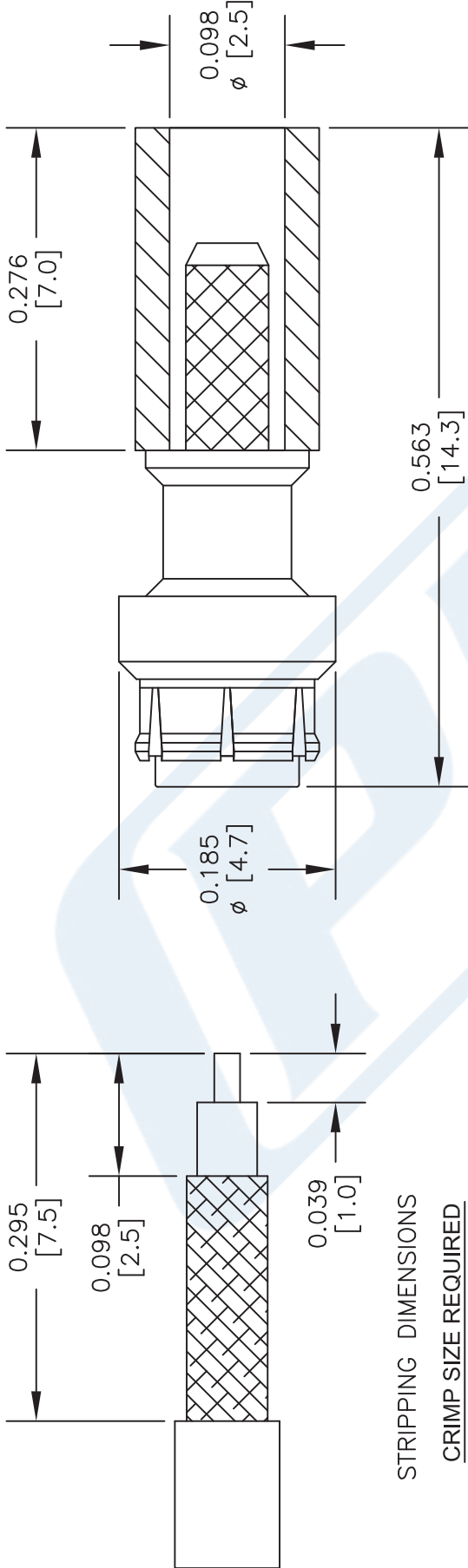
Click the following link (or enter part number in "SEARCH" on website) to obtain additional part information including price, inventory and certifications: [MMBX Plug Snap-On Connector Crimp/Solder Attachment for RG178, RG196, With Male Center Contact PE45250](#)

URL: <https://www.pasternack.com/mmbx-plug-snap-on-rg178-rg196-connector-pe45250-p.aspx>

The information contained in this document is accurate to the best of our knowledge and representative of the part described herein. It may be necessary to make modifications to the part and/or the documentation of the part, in order to implement improvements. Pasternack reserves the right to make such changes as required. Unless otherwise stated, all specifications are nominal. Pasternack does not make any representation or warranty regarding the suitability of the part described herein for any particular purpose, and Pasternack does not assume any liability arising out of the use of any part or documentation.

PE45250 CAD Drawing

MMBX Plug Snap-On Connector Crimp/Solder Attachment
for RG178, RG196, With Male Center Contact



STRIPPING DIMENSIONS

CRIMP SIZE REQUIRED

CONTACT: SOLDER

FERRULE: .128" HEX CRIMP TOOL

STANDARD TOLERANCES	
.X	± 0.2
.XX	± 0.1
.XXX	± 0.05

*STANDARD TOLERANCES APPLY
ONLY TO DIMENSIONS IN INCHES



PASTERNAK®
THE ENGINEER'S RF SOURCE

Pasternack Enterprises, Inc.
P.O. Box 16759 | Irvine | CA | 92623
Phone: (949) 261-1920 | Fax: (949) 261-7451
Website: www.pasternack.com | E-Mail: sales@pasternack.com

DWG TITLE
PE45250

NOTES:
1. UNLESS OTHERWISE SPECIFIED ALL DIMENSIONS ARE NOMINAL.
2. ALL SPECIFICATIONS ARE SUBJECT TO CHANGE WITHOUT NOTICE AT ANY TIME.
3. DIMENSIONS ARE IN INCHES [mm].
4. FITS MIL-C-17 AND EQUIVALENT CABLES.

FSCM NO. 53919

CAD FILE 092816

SCALE N/A

SIZE A

2233

Flexible RG196 Coax Cable Single
Shielded with White PTFE Jacket

RF Cables Technical Data Sheet

RG196A/U

Configuration

- Flexible Cable
- 1 Shield(s)

Electrical Specifications

Description	Minimum	Typical	Maximum	Units
Frequency Range	DC		1,000	MHz
Impedance		50		Ohms
Dielectric Withstanding Voltage (AC)			2,000	Vrms
Nominal Capacitance		32 [104.99]		pF/ft [pF/m]

Performance by Frequency Band

Description	F1	F2	F3	F4	F5	Units
Frequency	400					MHz
Attenuation, Typ	33					dB/100ft
	108.27					dB/100m

Mechanical Specifications

Diameter	0.08 in [2.03 mm]
Weight	0.005 lbs/ft [0.01 Kg/m]

Construction Specifications

Description	Material and Plating	Diameter
Inner Conductor	Copper Clad Steel, Silver, 7 Strands	0.011 in [0.28 mm]
Conductor Type	Stranded	
Dielectric	PTFE	0.035 in [0.89 mm]
First Shield	Silver Plated Copper Braid 92.3% coverage	0.054 in [1.37 mm]

Click the following link (or enter part number in "SEARCH" on website) to obtain additional part information including price, inventory and certifications: [Flexible RG196 Coax Cable Single Shielded with White PTFE Jacket RG196A/U](#)

Flexible RG196 Coax Cable Single Shielded with White PTFE Jacket

RF Cables Technical Data Sheet

RG196A/U

Jacket	PTFE, White	0.08 in [2.03 mm]
--------	-------------	-------------------

Environmental Specifications

Temperature

Operating Range -55 to +200 deg C

Compliance Certifications (see [product page](#) for current document)

Plotted and Other Data

Notes:

Flexible RG196 Coax Cable Single Shielded with White PTFE Jacket from Pasternack Enterprises has same day shipment for domestic and International orders. Our RF, microwave and millimeter wave products maintain a 99.4% availability and are part of the broadest selection in the industry.

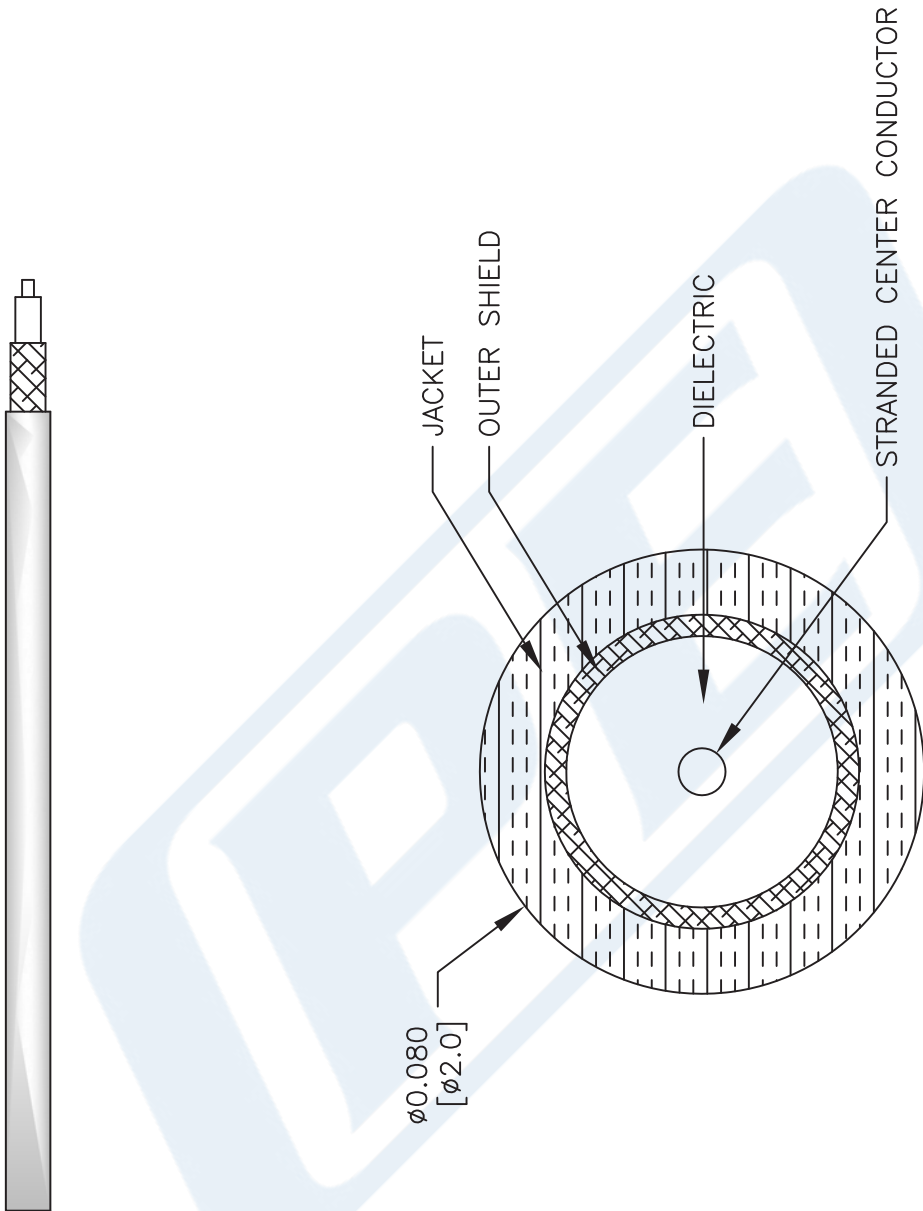
Click the following link (or enter part number in "SEARCH" on website) to obtain additional part information including price, inventory and certifications: [Flexible RG196 Coax Cable Single Shielded with White PTFE Jacket RG196A/U](#)

URL: <https://www.pasternack.com/flexible-0.080-rg196-50-ohm-coax-cable-ptfe-jacket-rg196a-u-p.aspx>

The information contained in this document is accurate to the best of our knowledge and representative of the part described herein. It may be necessary to make modifications to the part and/or the documentation of the part, in order to implement improvements. Pasternack reserves the right to make such changes as required. Unless otherwise stated, all specifications are nominal. Pasternack does not make any representation or warranty regarding the suitability of the part described herein for any particular purpose, and Pasternack does not assume any liability arising out of the use of any part or documentation.

RG196A/U CAD Drawing

Flexible RG196 Coax Cable Single Shielded with White PTFE Jacket



NOTES:
1. UNLESS OTHERWISE SPECIFIED ALL DIMENSIONS ARE NOMINAL.
2. ALL SPECIFICATIONS ARE SUBJECT TO CHANGE WITHOUT NOTICE AT ANY TIME.
3. DIMENSIONS ARE IN INCHES [mm].

DWG TITLE
RG196A/U

FSCM NO. 53919

SIZE A

SCALE N/A

CAD FILE 111716

41742

PE PASTERNAK®
THE ENGINEER'S RF SOURCE

Pasternack Enterprises, Inc.
P.O. Box 16759 | Irvine | CA | 92623
Phone: (949) 261-1920 | Fax: (949) 261-7451
Website: www.pasternack.com | E-Mail: sales@pasternack.com