



RP MCX Plug Right Angle Connector Crimp/  
Solder Attachment For RG178, RG196

**TECHNICAL DATA SHEET**

**PE44372**

**RP MCX Plug Right Angle Connector Crimp/Solder Attachment For RG178, RG196**

**Configuration**

Connector	MCX Plug Reverse Polarity
Connector Specification	MIL-C-39012
Connector Interface Type	RG178, RG196
Cable Attachment Method (Shield/Contact)	Crimp/Solder
Body Style	Right Angle

**Electrical Specifications**

Frequency Range, GHz	DC to 6
Impedance, Ohms	50
Maximum VSWR	1.31:1
Maximum Operating Voltage, Volts	250
Dielectric Withstanding Voltage, Vrms	750

**Frequency 1**

Frequency, MHz	DC to 1,000
VSWR	1.13:1
Insertion Loss, dB	0.2

**Mechanical Specifications**

**Temperature**

Operating Range, deg C	-65 to +165
------------------------	-------------

**Size**

Length, in [mm]	0.455 [11.56]
Width/Dia., in [mm]	0.24 [6.10]
Height, in [mm]	0.311 [7.9]
Weight, lbs [g]	0.004 [1.81]

**Connector**

Type	MCX Plug Reverse Polarity
Mating Cycles	500
Contact Material and Plating	Beryllium Copper, Gold
Contact Plating Specification	30µ in minimum
Body Material and Plating	Brass, Gold
Body Plating Specification	10µ in minimum
Dielectric Type	Teflon

**Compliance Certifications** (visit [www.Pasternack.com](http://www.Pasternack.com) for current document)

RoHS Compliant	Yes
----------------	-----

Click the following link (or enter part number in "SEARCH" on website) to obtain additional part information including price, inventory and certifications: [RP MCX Plug Right Angle Connector Crimp/Solder Attachment For RG178, RG196 PE44372](#)

The information contained in this document is accurate to the best of our knowledge and representative of the part described herein. It may be necessary to make modifications to the part and/or the documentation of the part, in order to implement improvements. Pasternack reserves the right to make such changes as required. Unless otherwise stated, all specifications are nominal.



RP MCX Plug Right Angle Connector Crimp/  
Solder Attachment For RG178, RG196

**TECHNICAL DATA SHEET**

**PE44372**

**Plotted and Other Data**

Notes:

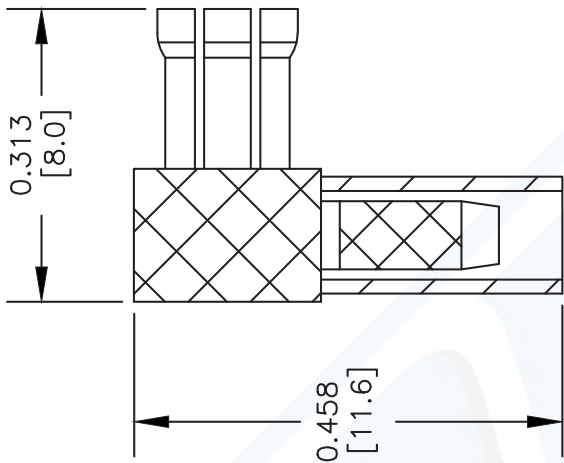
Values at 25 °C, sea level

RP MCX Plug Right Angle Connector Crimp/Solder Attachment For RG178, RG196 from Pasternack Enterprises has same day shipment for domestic and International orders. Our RF, microwave and fiber optic products maintain a 99% availability and are part of the broadest selection in the industry.

Click the following link (or enter part number in "SEARCH" on website) to obtain additional part information including price, inventory and certifications: [RP MCX Plug Right Angle Connector Crimp/Solder Attachment For RG178, RG196 PE44372](http://www.pasternack.com/mcx-plug-reverse-polarity-rg178-rg196-connector-pe44372-p.aspx)

URL: <http://www.pasternack.com/mcx-plug-reverse-polarity-rg178-rg196-connector-pe44372-p.aspx>

The information contained in this document is accurate to the best of our knowledge and representative of the part described herein. It may be necessary to make modifications to the part and/or the documentation of the part, in order to implement improvements. Pasternack reserves the right to make such changes as required. Unless otherwise stated, all specifications are nominal.



## STRIPPING DIMENSIONS

## ASSEMBLY PROCEDURES

STRIP CABLE AS SHOWN & TIN CENTER CONDUCTOR. SLIDE FERRULE OVER CABLE.

INSTALL CABLE INTO BODY OF CONNECTOR AND SOFT SOLDER CENTER CONDUCTOR IN PLACE.

CRIMP FERRULE INSERT PTFE & PRESS CAP DOWN.

## CRIMP SIZE REQUIRED

FERRULE: .100" HEX CRIMP TOOL

NOTES:  
 1. UNLESS OTHERWISE SPECIFIED ALL DIMENSIONS ARE NOMINAL.  
 2. ALL SPECIFICATIONS ARE SUBJECT TO CHANGE WITHOUT NOTICE AT ANY TIME.  
 3. DIMENSIONS ARE IN INCHES [mm].  
 4. FITS MIL-C-17 AND EQUIVALENT CABLES.

DWG TITLE  
**PE44372**

FSCM NO. 53919

127

**PE PASTERNAK®**  
 Pasternack Enterprises, Inc.  
 P.O. Box 16759 | Irvine | CA | 92623  
**Phone:** (949) 261-1920 | **Fax:** (949) 261-7451  
**Website:** www.pasternack.com | **E-Mail:** sales@pasternack.com



## RP MCX Plug Connector Crimp/Solder Attachment for RG178, RG196

### RF Connectors Technical Data Sheet

**PE44370**

#### Configuration

- MCX Plug Reverse Polarity Connector
- MIL-C-39012
- 50 Ohms
- Straight Body Geometry
- RG178, RG196 Interface Type
- Crimp/Solder Attachment

#### Features

- Max. Operating Frequency 6 GHz
- Good VSWR of 1.41:1
- Gold over Nickel Plated Beryllium Copper Contact
- 30  $\mu$ m minimum contact plating
- Reverse Polarity

#### Applications

- General Purpose Test
- Custom Cable Assemblies

#### Description

Pasternack's PE44370 RP MCX plug connector with crimp/solder attachment for RG178 and RG196 is part of our full line of RF components available for same-day shipping. The plug reverse polarity configuration uses a plug connector body with an inner contact receptacle. Our MCX plug connector operates up to a maximum frequency of 6 GHz and offers good VSWR of 1.41:1.

Our reverse polarity MCX plug connector PE44370 datasheet specifications and drawing with dimensions are shown below in this PDF. Pasternack's broad catalog of RF, microwave and millimeter wave connectors allows designers to configure and customize their signal connections however they like. Whether the need is to provide an I/O for a board design, or simply create a custom cable assembly configuration, Pasternack has the right connector for the job. Pasternack can also expertly build your custom cable assemblies for you and ship same-day.

#### Electrical Specifications

Description	Minimum	Typical	Maximum	Units
Frequency Range	DC		6	GHz
VSWR			1.41:1	
Operating Voltage (AC)			250	Vrms
Dielectric Withstanding Voltage (AC)			750	Vrms
High Potential Voltage at 4 and 7 MHz			500	Vrms
Corona Discharge at 70,000 feet			190	Vrms
Insulation Resistance	10,000			MOhms

Click the following link (or enter part number in "SEARCH" on website) to obtain additional part information including price, inventory and certifications: [RP MCX Plug Connector Crimp/Solder Attachment for RG178, RG196 PE44370](#)



## RP MCX Plug Connector Crimp/Solder Attachment for RG178, RG196

### RF Connectors Technical Data Sheet

PE44370

#### Performance by Frequency

Description	F1	F2	F3	F4	F5	Units
Frequency Range	DC to 1					GHz
Insertion Loss, Max	0.1					dB

Electrical Specification Notes:  
RF leakage: 55 dB at 2.5 GHz.

#### Mechanical Specifications

##### Size

Length	0.598 in [15.19 mm]
Width/Dia.	0.196 in [4.98 mm]
Weight	0.004 lbs [1.81 g]
Mating Cycles	500 Cycles

#### Material Specifications

Description	Material	Plating
Contact	Beryllium Copper	Gold over Nickel 30 µin minimum
Insulation	PTFE	
Body	Brass	Gold over Nickel 10 µin minimum

#### Environmental Specifications

##### Temperature

Operating Range	-65 to +165 deg C
Humidity	MIL-STD-202, Method 106
Shock	MIL-STD-202, Method 213, Condition B
Vibration	MIL-STD-202, Method 204, Condition B
Thermal Shock	MIL-STD-202, Method 107, Condition F
Salt Spray	MIL-STD-202, Method 101, Condition B

Click the following link (or enter part number in "SEARCH" on website) to obtain additional part information including price, inventory and certifications: [RP MCX Plug Connector Crimp/Solder Attachment for RG178, RG196 PE44370](#)



RP MCX Plug Connector Crimp/Solder  
Attachment for RG178, RG196

RF Connectors Technical Data Sheet

PE44370

**Compliance Certifications** (see [product page](#) for current document)

**Plotted and Other Data**

Notes:

RP MCX Plug Connector Crimp/Solder Attachment for RG178, RG196 from Pasternack Enterprises has same day shipment for domestic and International orders. Our RF, microwave and millimeter wave products maintain a 99% availability and are part of the broadest selection in the industry.

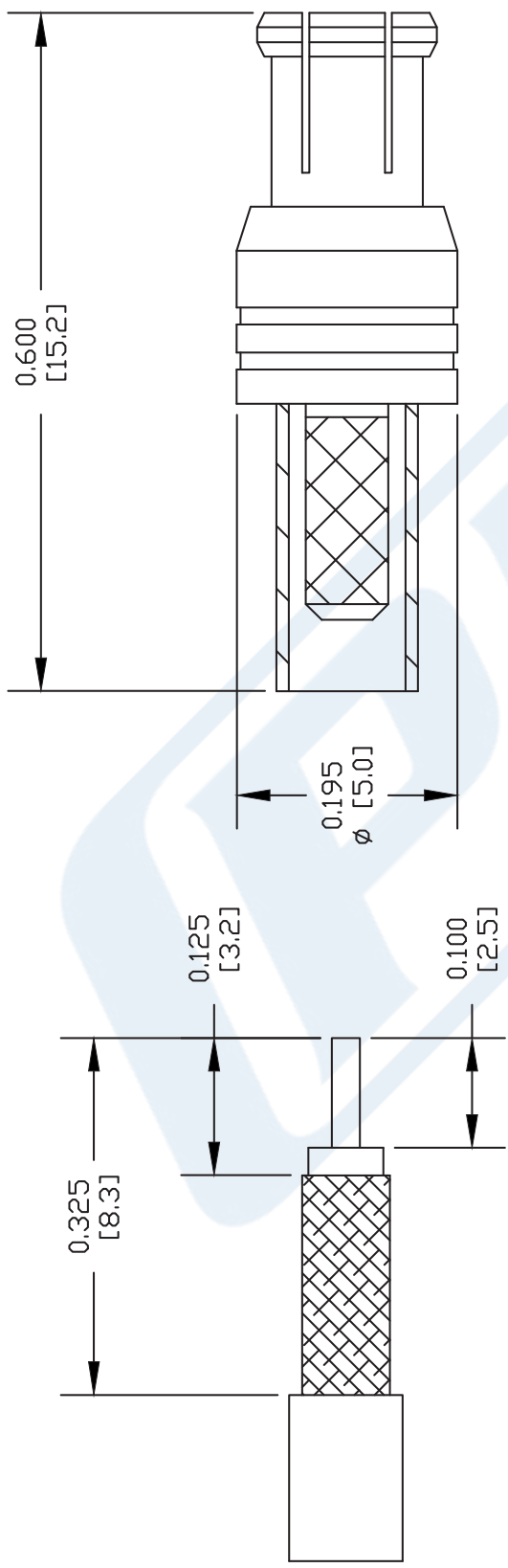
Click the following link (or enter part number in "SEARCH" on website) to obtain additional part information including price, inventory and certifications: [RP MCX Plug Connector Crimp/Solder Attachment for RG178, RG196 PE44370](#)

URL: <https://www.pasternack.com/mcx-plug-reverse-polarity-rg178-rg196-connector-pe44370-p.aspx>

The information contained in this document is accurate to the best of our knowledge and representative of the part described herein. It may be necessary to make modifications to the part and/or the documentation of the part, in order to implement improvements. Pasternack reserves the right to make such changes as required. Unless otherwise stated, all specifications are nominal. Pasternack does not make any representation or warranty regarding the suitability of the part described herein for any particular purpose, and Pasternack does not assume any liability arising out of the use of any part or documentation.

PE44370 CAD Drawing

RP MCX Plug Connector Crimp/Solder Attachment for RG178, RG196



STRIPPING DIMENSIONS

CRIMP SIZE REQUIRED

CONTACT: SOLDER  
FERRULE: .100" HEX CRIMP TOOL

NOTES:  
1. UNLESS OTHERWISE SPECIFIED ALL DIMENSIONS ARE NOMINAL.  
2. ALL SPECIFICATIONS ARE SUBJECT TO CHANGE WITHOUT NOTICE AT ANY TIME.  
3. DIMENSIONS ARE IN INCHES [mm].  
4. FITS MIL-C-17 AND EQUIVALENT CABLES.

DWG TITLE  
**PE44370**

FSCM NO. 53919

127

**PE PASTERNAK®**  
Pasternack Enterprises, Inc.  
P.O. Box 16759 | Irvine | CA | 92623  
Phone: (949) 261-1920 | Fax: (949) 261-7451  
Website: www.pasternack.com | E-Mail: sales@pasternack.com

## Flexible RG196 Coax Cable Single Shielded with White PTFE Jacket

### RF Cables Technical Data Sheet

RG196A/U

#### Configuration

- Flexible Cable
- 1 Shield(s)

#### Electrical Specifications

Description	Minimum	Typical	Maximum	Units
Frequency Range	DC		1,000	MHz
Impedance		50		Ohms
Dielectric Withstanding Voltage (AC)			2,000	Vrms
Nominal Capacitance		32 [104.99]		pF/ft [pF/m]

#### Performance by Frequency Band

Description	F1	F2	F3	F4	F5	Units
Frequency	400					MHz
Attenuation, Typ	33					dB/100ft
	108.27					dB/100m

#### Mechanical Specifications

Diameter	0.08 in [2.03 mm]
Weight	0.005 lbs/ft [0.01 Kg/m]

#### Construction Specifications

Description	Material and Plating	Diameter
Inner Conductor	Copper Clad Steel, Silver, 7 Strands	0.011 in [0.28 mm]
Conductor Type	Stranded	
Dielectric	PTFE	0.035 in [0.89 mm]
First Shield	Silver Plated Copper Braid 92.3% coverage	0.054 in [1.37 mm]

Click the following link (or enter part number in "SEARCH" on website) to obtain additional part information including price, inventory and certifications: [Flexible RG196 Coax Cable Single Shielded with White PTFE Jacket RG196A/U](#)

## Flexible RG196 Coax Cable Single Shielded with White PTFE Jacket

### RF Cables Technical Data Sheet

RG196A/U

Jacket	PTFE, White	0.08 in [2.03 mm]
--------	-------------	-------------------

#### Environmental Specifications

##### Temperature

Operating Range -55 to +200 deg C

**Compliance Certifications** (see [product page](#) for current document)

#### Plotted and Other Data

Notes:

Flexible RG196 Coax Cable Single Shielded with White PTFE Jacket from Pasternack Enterprises has same day shipment for domestic and International orders. Our RF, microwave and millimeter wave products maintain a 99.4% availability and are part of the broadest selection in the industry.

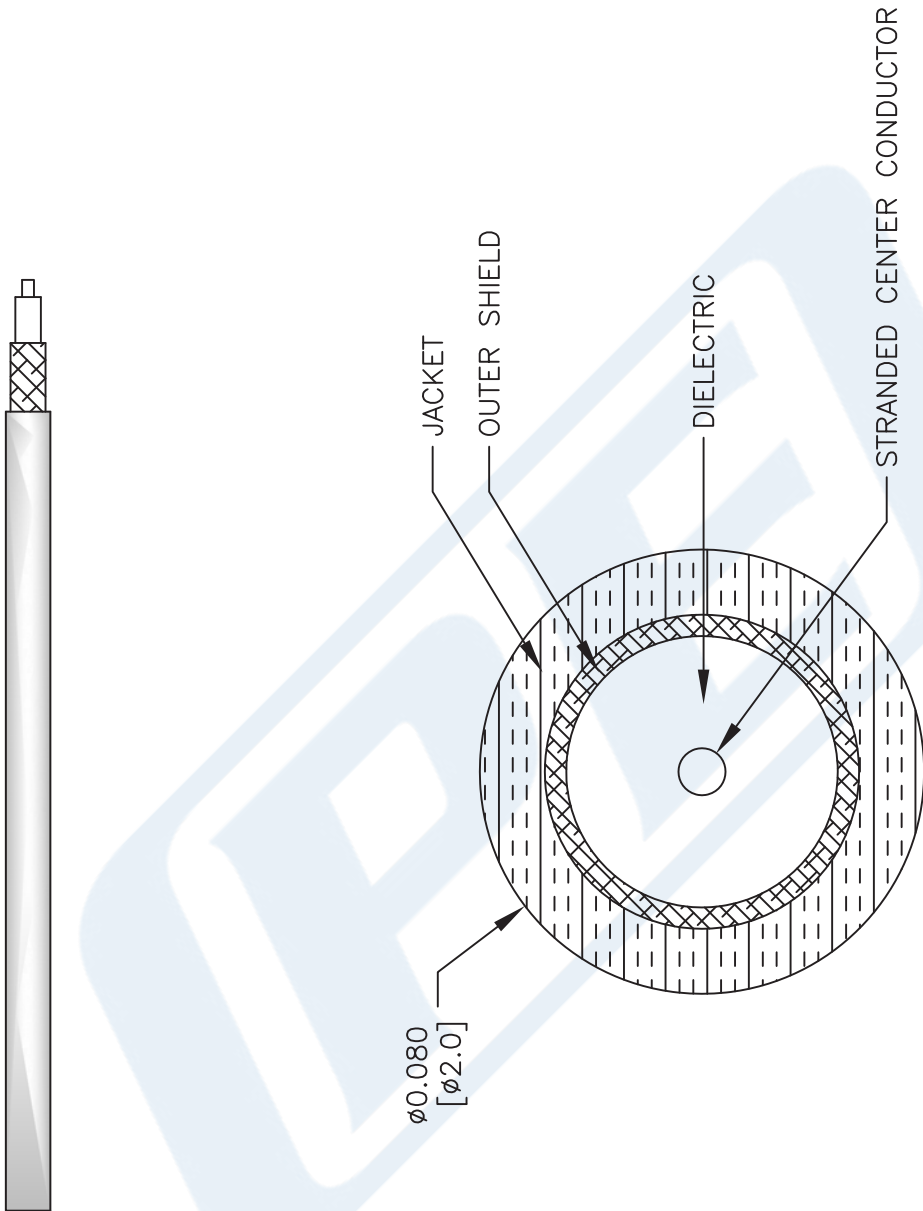
Click the following link (or enter part number in "SEARCH" on website) to obtain additional part information including price, inventory and certifications: [Flexible RG196 Coax Cable Single Shielded with White PTFE Jacket RG196A/U](#)

URL: <https://www.pasternack.com/flexible-0.080-rg196-50-ohm-coax-cable-ptfe-jacket-rg196a-u-p.aspx>

The information contained in this document is accurate to the best of our knowledge and representative of the part described herein. It may be necessary to make modifications to the part and/or the documentation of the part, in order to implement improvements. Pasternack reserves the right to make such changes as required. Unless otherwise stated, all specifications are nominal. Pasternack does not make any representation or warranty regarding the suitability of the part described herein for any particular purpose, and Pasternack does not assume any liability arising out of the use of any part or documentation.

RG196A/U CAD Drawing

Flexible RG196 Coax Cable Single Shielded with White PTFE Jacket



NOTES:  
1. UNLESS OTHERWISE SPECIFIED ALL DIMENSIONS ARE NOMINAL.  
2. ALL SPECIFICATIONS ARE SUBJECT TO CHANGE WITHOUT NOTICE AT ANY TIME.  
3. DIMENSIONS ARE IN INCHES [mm].

DWG TITLE  
**RG196A/U**

FSCM NO. 53919

CAD FILE 111716

SCALE N/A

SIZE A

41742

**PE PASTERNAK®**  
THE ENGINEER'S RF SOURCE  
Pasternack Enterprises, Inc.  
P.O. Box 16759 | Irvine | CA | 92623  
Phone: (949) 261-1920 | Fax: (949) 261-7451  
Website: [www.pasternack.com](http://www.pasternack.com) | E-Mail: [sales@pasternack.com](mailto:sales@pasternack.com)