



QMA Male Right Angle Connector Solder Attachment
For PE-SR405AL, PE-SR405FL, RG405

TECHNICAL DATA SHEET

PE44497

Configuration

| | |
|------------------------------------|-------------------------------|
| Connector | QMA Male |
| Connector Interface Type | PE-SR405AL, PE-SR405FL, RG405 |
| Attachment Method (Shield/Contact) | Solder/Solder |
| Body Style | Right Angle |

Electrical Specifications

| | |
|---------------------------------------|---------|
| Frequency Range, GHz | DC to 6 |
| Impedance, Ohms | 50 |
| Maximum VSWR | 1.25:1 |
| Maximum Operating Voltage, Volts | 250 |
| Dielectric Withstanding Voltage, Vrms | 750 |

Mechanical Specifications

Temperature

| | |
|------------------------|-------------|
| Operating Range, deg C | -40 to +105 |
|------------------------|-------------|

Size

| | |
|---------------------|--------------|
| Length, in [mm] | 0.7 [17.78] |
| Width/Dia., in [mm] | 0.41 [10.41] |
| Weight, lbs [g] | 0.006 [2.72] |

Connector

| | |
|-----------------------------------|---------------|
| Type | QMA Male |
| Mating Cycles | 100 |
| Contact Material and Plating | Brass, Gold |
| Coupling Nut Material and Plating | Brass, Nickel |
| Body Material and Plating | Brass, Gold |
| Dielectric Type | PTFE |

Compliance Certifications (visit www.Pasternack.com for current document)

| | |
|-----------------|------------|
| RoHS Compliant | |
| REACH Compliant | 12/19/2011 |

Click the following link (or enter part number in "SEARCH" on website) to obtain additional part information including price, inventory and certifications: [QMA Male Right Angle Connector Solder Attachment For PE-SR405AL, PE-SR405FL, RG405 PE44497](#)



QMA Male Right Angle Connector Solder Attachment
For PE-SR405AL, PE-SR405FL, RG405

TECHNICAL DATA SHEET

PE44497

Plotted and Other Data

Notes:

- Values at +25 °C, sea level

QMA Male Right Angle Connector Solder Attachment For PE-SR405AL, PE-SR405FL, RG405 from Pasternack Enterprises has same day shipment for domestic and International orders. Our RF, microwave and millimeter wave products maintain a 99% availability and are part of the broadest selection in the industry.

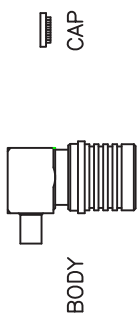
Click the following link (or enter part number in "SEARCH" on website) to obtain additional part information including price, inventory and certifications: [QMA Male Right Angle Connector Solder Attachment For PE-SR405AL, PE-SR405FL, RG405 PE44497](http://www.pasternack.com/qma-male-standard-pe-sr405al-pe-sr405fl-rg405-connector-pe44497-p.aspx)

URL: <http://www.pasternack.com/qma-male-standard-pe-sr405al-pe-sr405fl-rg405-connector-pe44497-p.aspx>

The information contained in this document is accurate to the best of our knowledge and representative of the part described herein. It may be necessary to make modifications to the part and/or the documentation of the part, in order to implement improvements. Pasternack reserves the right to make such changes as required. Unless otherwise stated, all specifications are nominal. Pasternack does not make any representation or warranty regarding the suitability of the part described herein for any particular purpose, and Pasternack does not assume any liability arising out of the use of any part or documentation.

PE44497 CAD Drawing

QMA Male Right Angle Connector Solder Attachment
For PE-SR405AL, PE-SR405FL, RG405



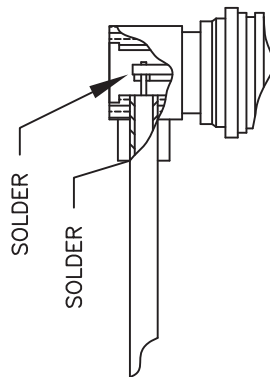
ASSEMBLY PROCEDURES

1. STRIP CABLE AS SHOWN & TIN CENTER CONDUCTOR.

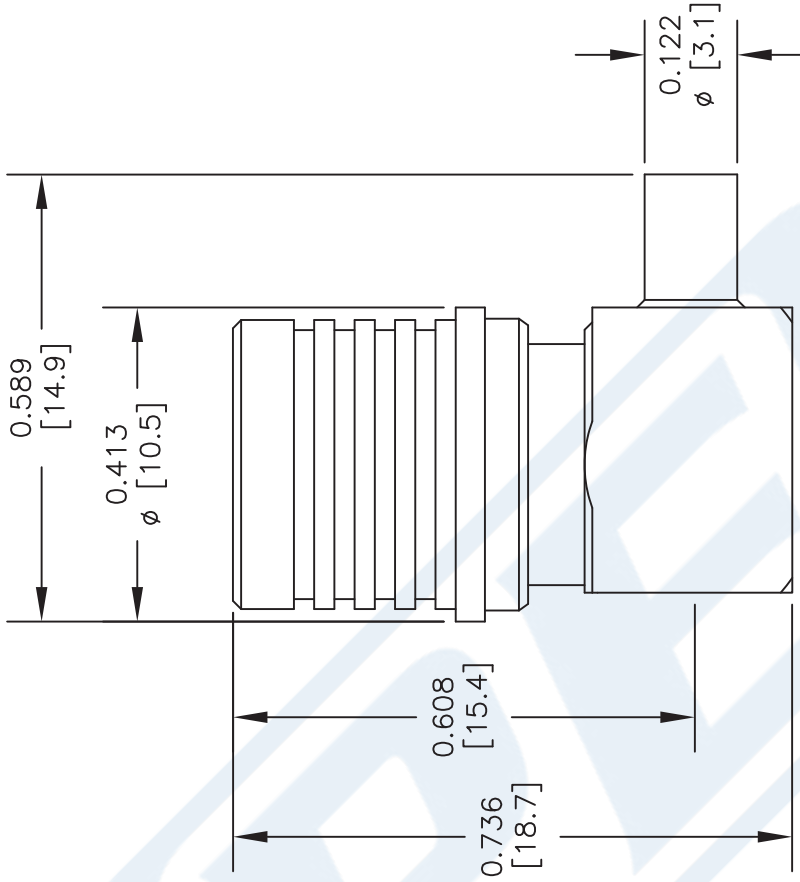
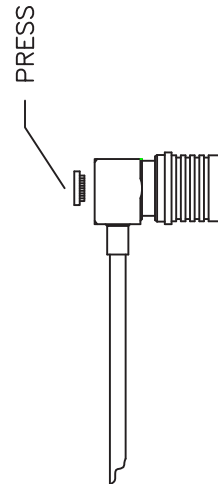


STRIPPING DIMENSIONS

2. SOLDER INNER CONDUCTOR TO THE CONTACT OF BODY AND SOLDER SHIELD TO THE BODY AS SHOWN.



3. PRESS CAP DOWN.



DWG TITLE

PE44497

NOTES:
1. UNLESS OTHERWISE SPECIFIED ALL DIMENSIONS ARE NOMINAL.
2. ALL SPECIFICATIONS ARE SUBJECT TO CHANGE WITHOUT NOTICE AT ANY TIME.
3. DIMENSIONS ARE IN INCHES [mm].

PE PASTERNAK®
THE ENGINEER'S RF SOURCE
Pasternack Enterprises, Inc.
P.O. Box 16759 | Irvine | CA | 92623
Phone: (949) 261-1920 | Fax: (949) 261-7451
Website: www.pasternack.com | E-Mail: sales@pasternack.com

FSCM NO. 53919

CAD FILE 031414

SCALE N/A

SIZE A

150



SMP Female Right Angle Connector Solder Attachment for PE-SR405AL, PE-SR405FL, PE-SR405FLJ, PE-SR405TN, RG405, Chamfered Body

RF Connectors Technical Data Sheet

PE44908

Configuration

- SMP Female Connector
- MIL-STD-348
- 50 Ohms
- Right Angle Body Geometry
- PE-SR405AL, PE-SR405FL, PE-SR405FLJ, PE-SR405TN, RG405 Interface Type
- Solder/Solder Attachment

Features

- Max. Operating Frequency 18 GHz
- Excellent VSWR of 1.25:1
- Gold Plated Beryllium Copper Contact
- Contact plating according to MIL-G-45204
- Blind Mate Connector

Applications

- General Purpose Test
- Custom Cable Assemblies

Description

Pasternack's PE44908 SMP female right angle connector with solder/solder attachment for PE-SR405AL, PE-SR405FL, PE-SR405FLJ, PE-SR405TN and RG405 is part of our full line of RF components available for same-day shipping. Our SMP female connector operates up to a maximum frequency of 18 GHz and offers excellent VSWR of 1.25:1. The Pasternack blind mate connector is ideal for applications where direct visual or tactile access to the connection point is not possible, for example, when two circuit boards need to be mated. Its right angle body geometry allows for easier connections in tight spaces.

Our SMP female right angle connector PE44908 datasheet specifications and drawing with dimensions are shown below in this PDF. Pasternack's broad catalog of RF, microwave and millimeter wave connectors allows designers to configure and customize their signal connections however they like. Whether the need is to provide an I/O for a board design, or simply create a custom cable assembly configuration, Pasternack has the right connector for the job. Pasternack can also expertly build your custom cable assemblies for you and ship same-day.

Electrical Specifications

| Description | Minimum | Typical | Maximum | Units |
|-----------------|---------|---------|---------|-------|
| Frequency Range | DC | | 18 | GHz |
| VSWR | | | 1.25:1 | |

Mechanical Specifications

Size

| | |
|------------|----------------------|
| Length | 0.265 in [6.73 mm] |
| Width/Dia. | 0.156 in [3.96 mm] |
| Height | 0.218 in [5.54 mm] |
| Weight | 0.00274 lbs [1.24 g] |

Click the following link (or enter part number in "SEARCH" on website) to obtain additional part information including price, inventory and certifications: [SMP Female Right Angle Connector Solder Attachment for PE-SR405AL, PE-SR405FL, PE-SR405FLJ, PE-SR405TN, RG405, Chamfered Body PE44908](#)



SMP Female Right Angle Connector Solder Attachment for PE-SR405AL, PE-SR405FL, PE-SR405FLJ, PE-SR405TN, RG405, Chamfered Body

RF Connectors Technical Data Sheet

PE44908

Material Specifications

| Description | Material | Plating |
|-------------|------------------|---------------------|
| Contact | Beryllium Copper | Gold MIL-G-45204 |
| Insulation | PTFE | |
| Body | Beryllium Copper | Gold MIL-G-45204 |

Environmental Specifications

Temperature

Operating Range

-55 to +125 deg C

Compliance Certifications (see [product page](#) for current document)

Plotted and Other Data

Notes:

SMP Female Right Angle Connector Solder Attachment for PE-SR405AL, PE-SR405FL, PE-SR405FLJ, PE-SR405TN, RG405, Chamfered Body from Pasternack Enterprises has same day shipment for domestic and International orders. Our RF, microwave and millimeter wave products maintain a 99% availability and are part of the broadest selection in the industry.

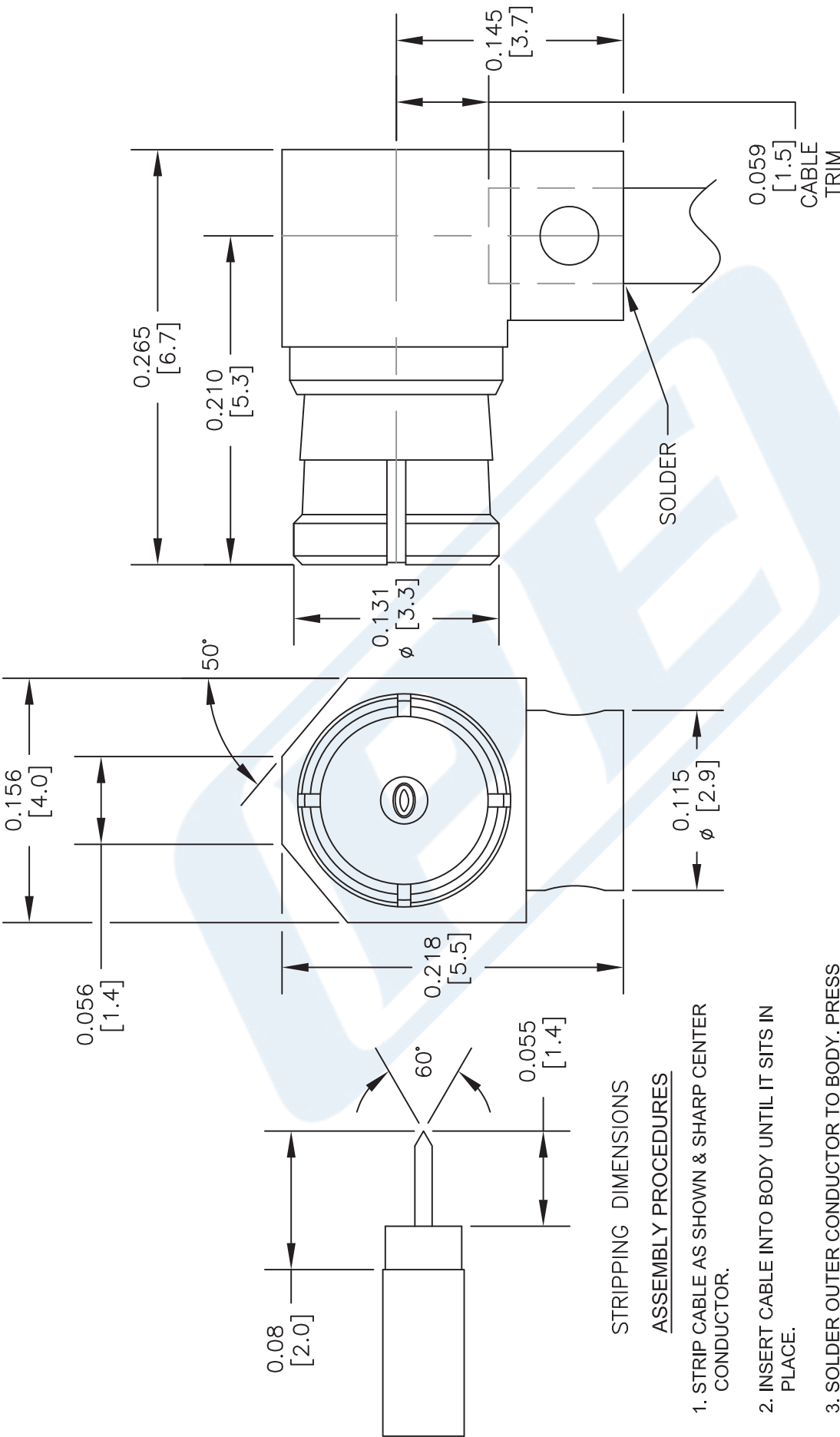
Click the following link (or enter part number in "SEARCH" on website) to obtain additional part information including price, inventory and certifications: [SMP Female Right Angle Connector Solder Attachment for PE-SR405AL, PE-SR405FL, PE-SR405FLJ, PE-SR405TN, RG405, Chamfered Body PE44908](#)

URL: <https://www.pasternack.com/smp-female-standard-rg405-pe-sr405fl-pe-sr405flj-connector-pe44908-p.aspx>

The information contained in this document is accurate to the best of our knowledge and representative of the part described herein. It may be necessary to make modifications to the part and/or the documentation of the part, in order to implement improvements. Pasternack reserves the right to make such changes as required. Unless otherwise stated, all specifications are nominal. Pasternack does not make any representation or warranty regarding the suitability of the part described herein for any particular purpose, and Pasternack does not assume any liability arising out of the use of any part or documentation.

PE44908 CAD Drawing

SMP Female Right Angle Connector Solder Attachment for PE-SR405AL, PE-SR405FL, PE-SR405FLJ, PE-SR405TN, RG405, Chamfered Body



DWG TITLE

PE44908

NOTES:
1. UNLESS OTHERWISE SPECIFIED ALL DIMENSIONS ARE NOMINAL.
2. ALL SPECIFICATIONS ARE SUBJECT TO CHANGE WITHOUT NOTICE AT ANY TIME.
3. DIMENSIONS ARE IN INCHES [mm].

FSCM NO. 53919

CAD FILE 070215

SCALE N/A

SIZE A

2233

PE PASTERNAK
THE ENGINEER'S RF SOURCE
Pasternack Enterprises, Inc.
P.O. Box 16759 | Irvine | CA | 92623
Phone: (949) 261-1920 | Fax: (949) 261-7451
Website: www.pasternack.com | E-Mail: sales@pasternack.com

Formable 086 Semi-rigid Coax Cable with Tinned Copper Braid Outer Conductor

RF Cables Technical Data Sheet

PE-SR405FL

Configuration

- Formable Cable
- 1 Shield(s)

Features

- Dimensionally the same as standard solid outer conductor semi-rigid coax
- Standard semi-rigid connectors can be used
- Cable is hand formable and does not require special tools to bend
- Connectors are easily soldered to Tin soaked outer conductor
- Cable can be formed more than once without damage to outer conductor
- High RF Shielding >100 dB

Description

Formable semi-rigid coax is a hand formable version of standard semi-rigid that does not require complicated and costly pre-formed cable assemblies. Because the dimensions and electrical characteristics are so closely matched to semi-rigid coax, standard semi-rigid connectors can be used. The tin soaked copper braid outer shield provides excellent RF shielding.

Electrical Specifications

| Description | Minimum | Typical | Maximum | Units |
|-------------------------------|---------|------------|---------|--------------|
| Frequency Range | DC | | 20 | GHz |
| Impedance | | 50 | | Ohms |
| Velocity of Propagation | | 69.5 | | % |
| Inner Conductor DC Resistance | | | 65.7 | Ohms/1000ft |
| Outer Conductor DC Resistance | | | 10.2 | Ohms/1000ft |
| Nominal Capacitance | | 29 [95.14] | | pF/ft [pF/m] |

Performance by Frequency Band

| Description | F1 | F2 | F3 | F4 | F5 | Units |
|------------------|-------|-------|--------|-------|-------|----------|
| Frequency | 0.5 | 1 | 5 | 10 | 20 | GHz |
| Attenuation, Typ | 15 | 22.5 | 54.9 | 81.2 | 120 | dB/100ft |
| | 49.21 | 73.82 | 180.12 | 266.4 | 393.7 | dB/100m |

Mechanical Specifications

Min. Bend Radius (Repeated) 0.78 in [19.81 mm]

Click the following link (or enter part number in "SEARCH" on website) to obtain additional part information including price, inventory and certifications: [Formable 086 Semi-rigid Coax Cable with Tinned Copper Braid Outer Conductor PE-SR405FL](#)

Formable 086 Semi-rigid Coax Cable with Tinned Copper Braid Outer Conductor

RF Cables Technical Data Sheet

PE-SR405FL

Construction Specifications

| Description | Material and Plating | Diameter |
|-----------------|--------------------------------------|--------------------|
| Inner Conductor | Copper Clad Steel, Silver, 1 Strands | 0.02 in [0.51 mm] |
| Conductor Type | Solid | |
| Dielectric | PTFE | 0.062 in [1.57 mm] |
| Outer Conductor | Copper, Tin | 0.085 in [2.16 mm] |

Environmental Specifications

Compliance Certifications (see [product page](#) for current document)

Plotted and Other Data

Notes:

Formable 086 Semi-rigid Coax Cable with Tinned Copper Braid Outer Conductor from Pasternack Enterprises has same day shipment for domestic and International orders. Our RF, microwave and millimeter wave products maintain a 99.4% availability and are part of the broadest selection in the industry.

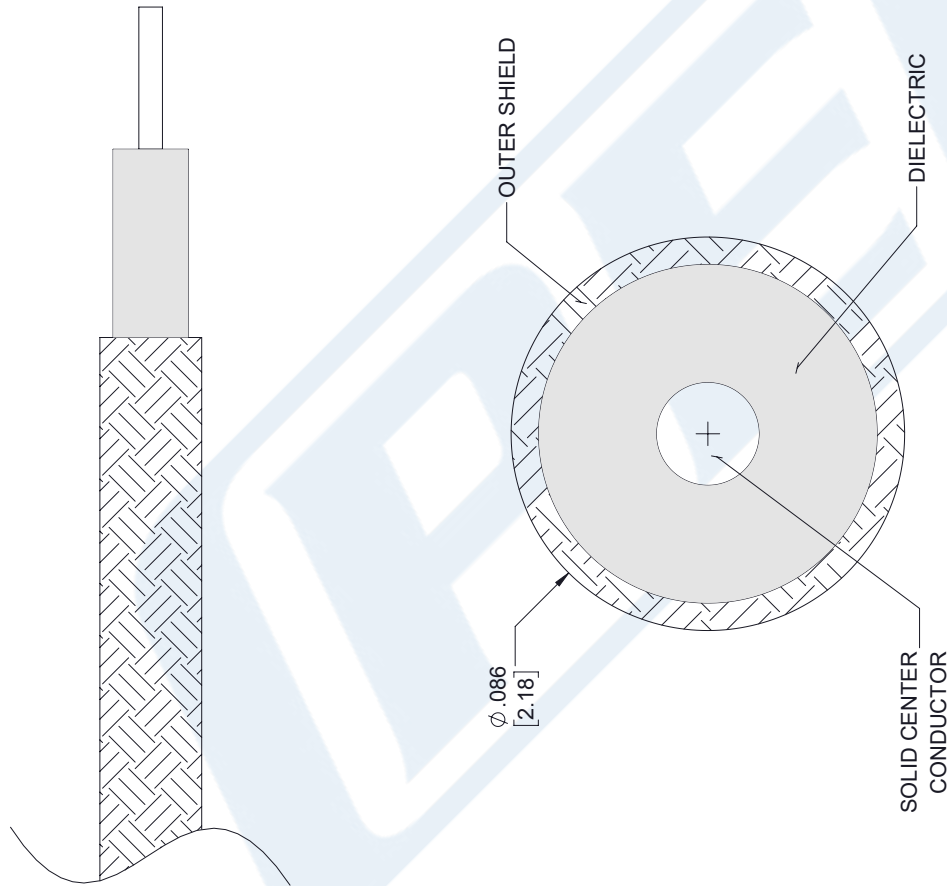
Click the following link (or enter part number in "SEARCH" on website) to obtain additional part information including price, inventory and certifications: [Formable 086 Semi-rigid Coax Cable with Tinned Copper Braid Outer Conductor PE-SR405FL](#)

URL: <https://www.pasternack.com/formable-0.085-semirigid-replacement-50-ohm-coax-cable-tinned-braid-pe-sr405fl-p.aspx>

The information contained in this document is accurate to the best of our knowledge and representative of the part described herein. It may be necessary to make modifications to the part and/or the documentation of the part, in order to implement improvements. Pasternack reserves the right to make such changes as required. Unless otherwise stated, all specifications are nominal. Pasternack does not make any representation or warranty regarding the suitability of the part described herein for any particular purpose, and Pasternack does not assume any liability arising out of the use of any part or documentation.

PE-SR405FL CAD Drawing

Formable 086 Semi-rigid Coax Cable with Tinned Copper Braid Outer Conductor



| STANDARD TOLERANCES |
|---------------------|
| .X ±0.2 |
| .XX ±0.01 |
| .XXX ±0.005 |

*STANDARD TOLERANCES APPLY ONLY TO DIMENSIONS IN INCHES



Pasternack Enterprises, Inc.
P.O. Box 16759 | Irvine | CA | 92623
Phone: (949) 261-1920 | Fax: (949) 261-7451
Website: www.pasternack.com | E-Mail: sales@pasternack.com

DWG TITLE

PE-SR405FL

NOTES:
1. UNLESS OTHERWISE SPECIFIED ALL DIMENSIONS ARE NOMINAL.
2. ALL SPECIFICATIONS ARE SUBJECT TO CHANGE WITHOUT NOTICE AT ANY TIME.
3. DIMENSIONS ARE IN INCHES [mm].

CAGE CODE 53919

CAD FILE 112117

SCALE N/A

SIZE A

7361