



## 3.5mm Female Connector Clamp/Solder Attachment for PE-SR402AL, PE-SR402FL, PE-SR402FLJ, PE-SR402TN, RG402

### RF Connectors Technical Data Sheet

PE45011

#### Configuration

- 3.5mm Female Connector
- 50 Ohms
- Straight Body Geometry
- PE-SR402AL, PE-SR402FL, PE-SR402FLJ, PE-SR402TN, RG402 Interface Type
- Clamp/Solder Attachment

#### Features

- Gold over Nickel Plated Beryllium Copper Contact
- 50 µin minimum contact plating

#### Applications

- General Purpose Test
- Custom Cable Assemblies

#### Description

Pasternack's PE45011 3.5mm female connector with clamp/solder attachment for PE-SR402AL, PE-SR402FL, PE-SR402FLJ, PE-SR402TN and RG402 is part of our full line of RF components available for same-day shipping.

Our 3.5mm female connector PE45011 datasheet specifications and drawing with dimensions are shown below in this PDF. Pasternack's broad catalog of RF, microwave and millimeter wave connectors allows designers to configure and customize their signal connections however they like. Whether the need is to provide an I/O for a board design, or simply create a custom cable assembly configuration, Pasternack has the right connector for the job. Pasternack can also expertly build your custom cable assemblies for you and ship same-day.

#### Mechanical Specifications

Size	
Length	0.862 in [21.89 mm]
Width/Dia.	0.351 in [8.92 mm]
Weight	0.012 lbs [5.44 g]

#### Material Specifications

Description	Material	Plating
Contact	Beryllium Copper	Gold over Nickel 50 µin minimum
Insulation	PCTFE	
Body	Passivated Stainless Steel	SAE-AMS-2700

Click the following link (or enter part number in "SEARCH" on website) to obtain additional part information including price, inventory and certifications: [3.5mm Female Connector Clamp/Solder Attachment for PE-SR402AL, PE-SR402FL, PE-SR402FLJ, PE-SR402TN, RG402 PE45011](#)



3.5mm Female Connector Clamp/Solder Attachment for PE-SR402AL, PE-SR402FL, PE-SR402FLJ, PE-SR402TN, RG402

## RF Connectors Technical Data Sheet

PE45011

**Compliance Certifications** (see [product page](#) for current document)

### Plotted and Other Data

Notes:

3.5mm Female Connector Clamp/Solder Attachment for PE-SR402AL, PE-SR402FL, PE-SR402FLJ, PE-SR402TN, RG402 from Pasternack Enterprises has same day shipment for domestic and International orders. Our RF, microwave and millimeter wave products maintain a 99% availability and are part of the broadest selection in the industry.

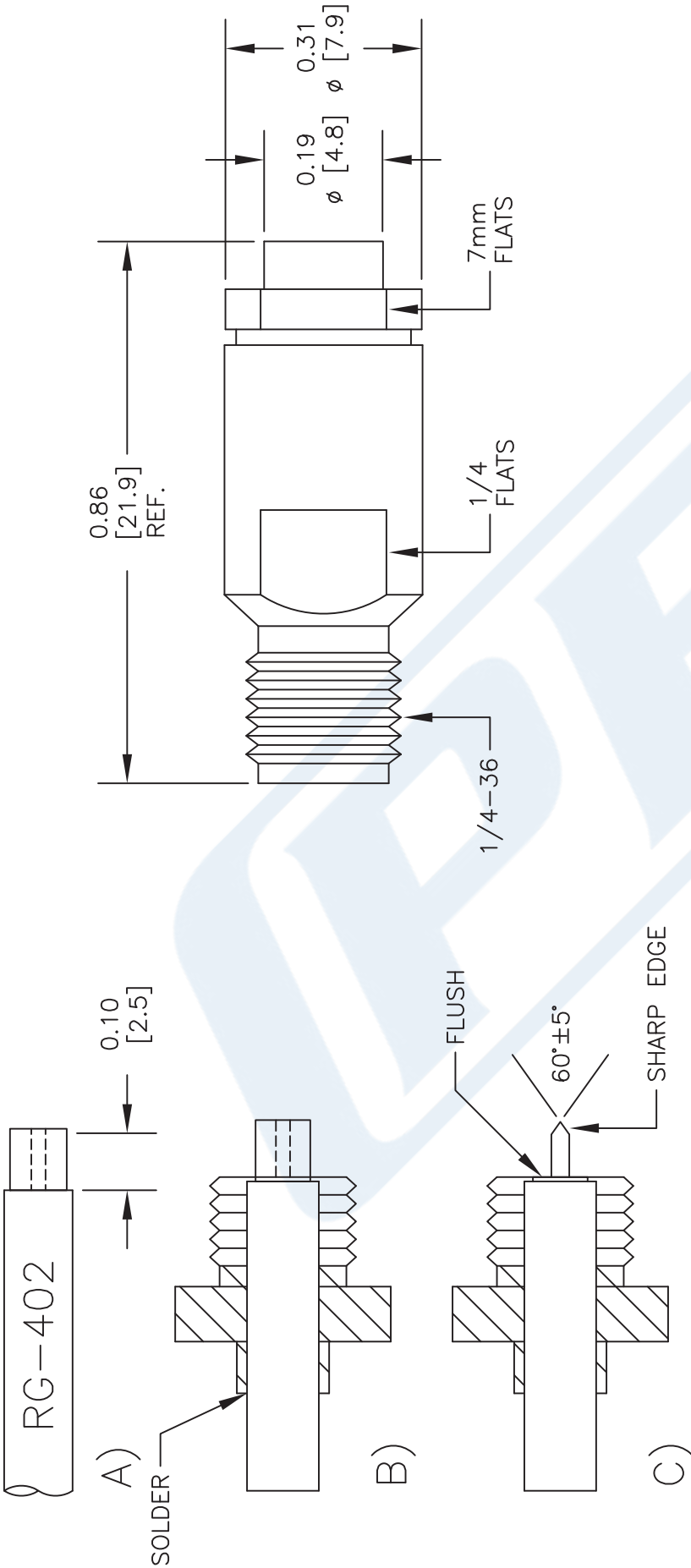
Click the following link (or enter part number in "SEARCH" on website) to obtain additional part information including price, inventory and certifications: [3.5mm Female Connector Clamp/Solder Attachment for PE-SR402AL, PE-SR402FL, PE-SR402FLJ, PE-SR402TN, RG402 PE45011](#)

URL: <https://www.pasternack.com/3.5mm-female-standard-rg402-u-pe-sr402fl-connector-pe45011-p.aspx>

The information contained in this document is accurate to the best of our knowledge and representative of the part described herein. It may be necessary to make modifications to the part and/or the documentation of the part, in order to implement improvements. Pasternack reserves the right to make such changes as required. Unless otherwise stated, all specifications are nominal. Pasternack does not make any representation or warranty regarding the suitability of the part described herein for any particular purpose, and Pasternack does not assume any liability arising out of the use of any part or documentation.

# PE45011 CAD Drawing

3.5mm Female Connector Clamp/Solder Attachment for PE-SR402AL,  
PE-SR402FL, PE-SR402FLJ, PE-SR402TN, RG402



## ASSEMBLY PROCEDURES

1. STRIP CABLE AS SHOWN IN (A). DO NOT NICK CENTER DIELECTRIC.
2. INSERT CABLE THROUGH CLAMP NUT AS SHOWN IN (B). SOLDER OUTER CONDUCTOR TO CLAMP NUT.
3. TRIM CABLE DIELECTRIC FLUSH FACE OF CLAMP AS SHOWN IN (C). POINT CABLE CENTER CONDUCTOR AS SHOWN IN (C)
4. SCREW ASSEMBLY INTO BODY & TIGHTEN (25-30 IN-LBS).

**PE PASTERNAK®**  
THE ENGINEER'S RF SOURCE  
Pasternack Enterprises, Inc.  
P.O. Box 16759 | Irvine | CA | 92623  
Phone: (949) 261-1920 | Fax: (949) 261-7451  
Website: www.pasternack.com | E-Mail: sales@pasternack.com

DWG TITLE

**PE45011**

NOTES:  
1. UNLESS OTHERWISE SPECIFIED ALL DIMENSIONS ARE NOMINAL.  
2. ALL SPECIFICATIONS ARE SUBJECT TO CHANGE WITHOUT NOTICE AT ANY TIME.  
3. DIMENSIONS ARE IN INCHES [mm].

FSCM NO. 53919

CAD FILE 031414

SCALE N/A

SIZE A

150



# 3.5mm Female Bulkhead Connector Clamp/Solder Attachment For PE-SR402AL, PE-SR402FL, RG402, .235 inch D Hole

## TECHNICAL DATA SHEET

PE4985

### 3.5mm Female Bulkhead Connector Clamp/Solder Attachment For PE-SR402AL, PE-SR402FL, RG402, .235 inch D Hole

#### Configuration

Connector	3.5mm Female
Connector Interface Type	PE-SR402AL, PE-SR402FL, RG402
Cable Attachment Method (Shield/Contact)	Clamp/Solder
Body Style	Straight
Mount Method	Bulkhead

#### Electrical Specifications

Impedance, Ohms	50
-----------------	----

#### Mechanical Specifications

##### Size

Length, in [mm]	0.865 [21.97]
Width/Dia., in [mm]	0.438 [11.13]
Weight, lbs [g]	0.013 [5.9]

##### Connector

Type	3.5mm Female
Contact Material and Plating	Gold
Body Material and Plating	Passivated Stainless Steel
Dielectric Type	PTFE

#### Compliance Certifications (visit [www.Pasternack.com](http://www.Pasternack.com) for current document)

RoHS Compliant	Yes
----------------	-----

#### Plotted and Other Data

Notes:	Values at 25 °C, sea level
--------	----------------------------

3.5mm Female Bulkhead Connector Clamp/Solder Attachment For PE-SR402AL, PE-SR402FL, RG402, .235 inch D Hole from Pasternack Enterprises has same day shipment for domestic and International orders. Our RF, microwave and fiber optic products maintain a 99% availability and are part of the broadest selection in the industry.

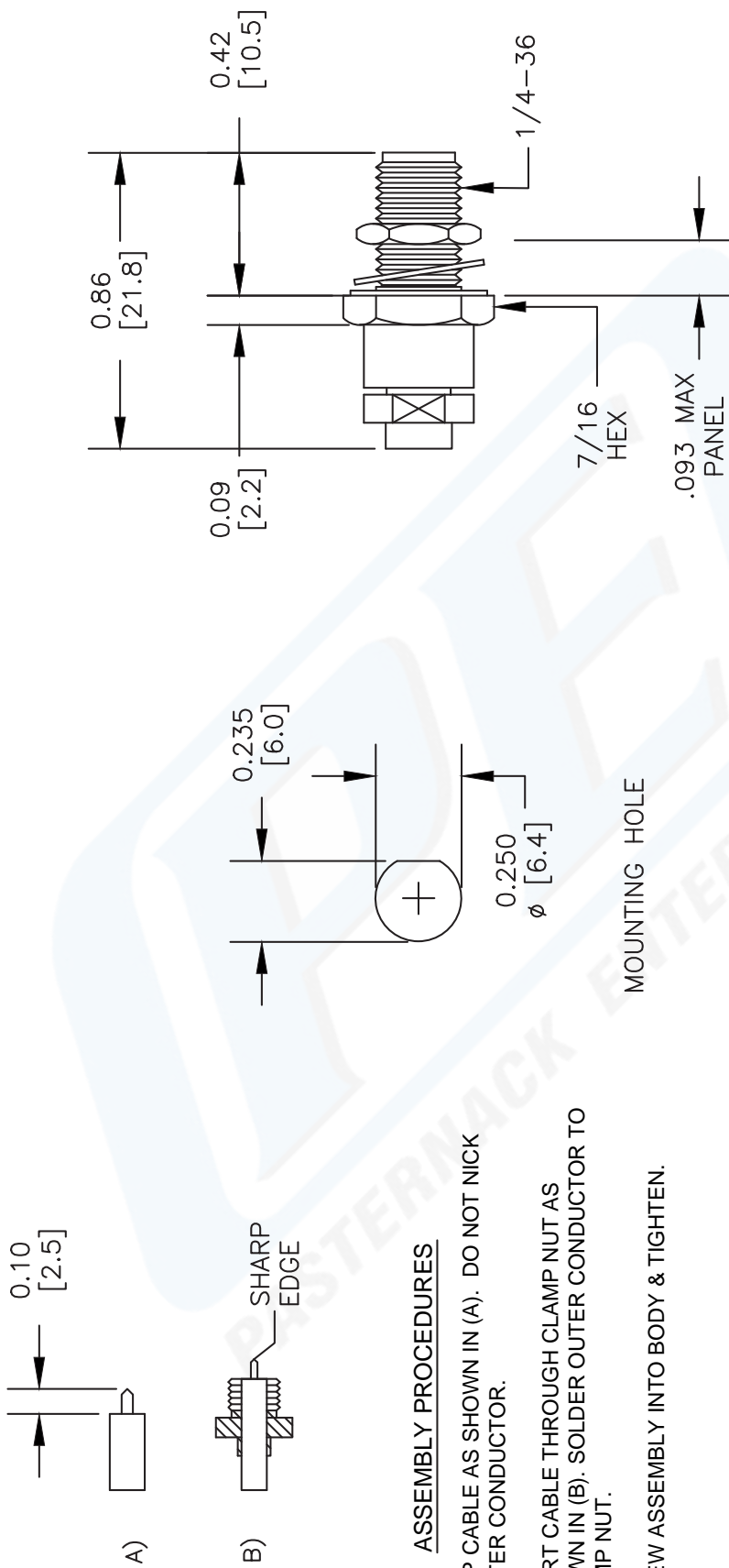
Click the following link (or enter part number in "SEARCH" on website) to obtain additional part information including price, inventory and certifications: [3.5mm Female Bulkhead Connector Clamp/Solder Attachment For PE-SR402AL, PE-SR402FL, RG402, .235 inch D Hole PE4985](http://www.pasternack.com/3.5mm-female-standard-pe-sr402al-pe-sr402fl-rg402-connector-pe4985-p.aspx)

URL: <http://www.pasternack.com/3.5mm-female-standard-pe-sr402al-pe-sr402fl-rg402-connector-pe4985-p.aspx>

The information contained in this document is accurate to the best of our knowledge and representative of the part described herein. It may be necessary to make modifications to the part and/or the documentation of the part, in order to implement improvements. Pasternack reserves the right to make such changes as required. Unless otherwise stated, all specifications are nominal.

PE4985 CAD Drawing

3.5mm Female Bulkhead Connector Clamp/Solder Attachment For  
PE-SR402AL, PE-SR402FL, RG402, .235 inch D Hole



ASSEMBLY PROCEDURES

1. STRIP CABLE AS SHOWN IN (A). DO NOT NICK CENTER CONDUCTOR.
2. INSERT CABLE THROUGH CLAMP NUT AS SHOWN IN (B). SOLDER OUTER CONDUCTOR TO CLAMP NUT.
3. SCREW ASSEMBLY INTO BODY & TIGHTEN.

NOTES:  
1. UNLESS OTHERWISE SPECIFIED ALL DIMENSIONS ARE NOMINAL.  
2. ALL SPECIFICATIONS ARE SUBJECT TO CHANGE WITHOUT NOTICE AT ANY TIME.  
3. DIMENSIONS ARE IN INCHES [mm].  
4. FITS MIL-C-17 AND EQUIVALENT CABLES.

DWG TITLE  
**PE4985**

FSCM NO. 53919

CAD FILE 011411  
SCALE N/A  
SIZE A  
127

**PE PASTERNAK®**  
Pasternack Enterprises, Inc.  
P.O. Box 16759 | Irvine | CA | 92623  
Phone: (949) 261-1920 | Fax: (949) 261-7451  
Website: www.pasternack.com | E-Mail: sales@pasternack.com

## 141 Semi-rigid Coax Cable with Tinned Aluminum

### TECHNICAL DATA SHEET

PE-SR402AL

#### 141 Semi-rigid Coax Cable with Tinned Aluminum

##### Configuration

Inner Conductor Material and Plating	Copper Clad Steel, Silver
Dielectric Type	PTFE
Shield Materials	Tinned Aluminum

##### Electrical Specifications

Impedance, Ohms	50
Maximum Operating Frequency, GHz	36
Dielectric Withstanding Voltage, Vrms	5,000

##### Electrical Specifications by Frequency

###### Frequency 1

Frequency, MHz	1000
Attenuation, dB/100ft [dB/100m]	13 [42.65]
Power Handling, Watts	450

###### Frequency 2

Frequency, GHz	10
Attenuation, dB/100ft [dB/100m]	46 [150.92]
Power Handling, Watts	120

###### Frequency 3

Frequency, GHz	20
Attenuation, dB/100ft [dB/100m]	71 [232.94]
Power Handling, Watts	70

##### Mechanical Specifications

###### Temperature

Operating Range, deg C	-55 to +125
------------------------	-------------

###### Inner Conductor

Number of Strands	1
Material	Copper Clad Steel
Plating	Silver
Diameter, in [mm]	0.036 [0.91]

###### Dielectric:

Type	PTFE
Diameter, in [mm]	0.118 [3]

Click the following link (or enter part number in "SEARCH" on website) to obtain additional part information including price, inventory and certifications: [141 Semi-rigid Coax Cable with Tinned Aluminum PE-SR402AL](#)

The information contained in this document is accurate to the best of our knowledge and representative of the part described herein. It may be necessary to make modifications to the part and/or the documentation of the part, in order to implement improvements. Pasternack reserves the right to make such changes as required. Unless otherwise stated, all specifications are nominal.



## 141 Semi-rigid Coax Cable with Tinned Aluminum

## TECHNICAL DATA SHEET

PE-SR402AL

**Shield:**

Number of	1
Material 1	Tinned Aluminum

**Jacket:**

Diameter, in [mm]	0.141 [3.58]
One Time Minimum Bend Radius, in [mm]	0.1 [2.54]
Weight, lbs/ft [Kg/m]	0.02 [0.03]

**Compliance Certifications** (visit [www.Pasternack.com](http://www.Pasternack.com) for current document)**Plotted and Other Data**

Notes:	Values at 25 °C, sea level
--------	----------------------------

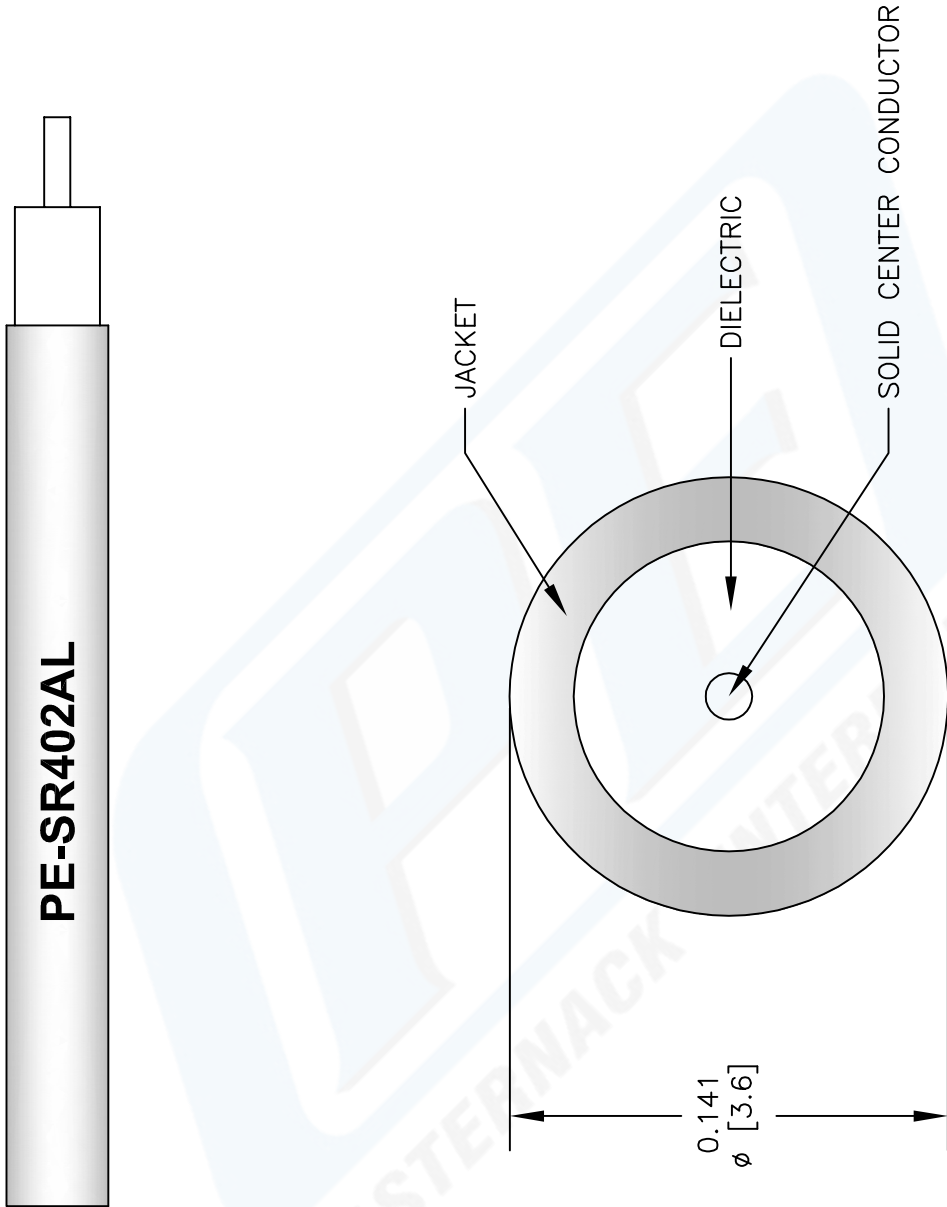
141 Semi-rigid Coax Cable with Tinned Aluminum from Pasternack Enterprises has same day shipment for domestic and International orders. Our RF, microwave and fiber optic products maintain a 99% availability and are part of the broadest selection in the industry.

Click the following link (or enter part number in "SEARCH" on website) to obtain additional part information including price, inventory and certifications: [141 Semi-rigid Coax Cable with Tinned Aluminum PE-SR402AL](#)

URL: <http://www.pasternack.com/semirigid-0.141-50-ohm-coax-cable-tinned-aluminum-pe-sr402al-p.aspx>

The information contained in this document is accurate to the best of our knowledge and representative of the part described herein. It may be necessary to make modifications to the part and/or the documentation of the part, in order to implement improvements. Pasternack reserves the right to make such changes as required. Unless otherwise stated, all specifications are nominal.

PE-SR402AL CAD Drawing  
141 Semi-rigid Coax Cable with Tinned Aluminum



NOTES:  
1. UNLESS OTHERWISE SPECIFIED ALL DIMENSIONS ARE NOMINAL.  
2. ALL SPECIFICATIONS ARE SUBJECT TO CHANGE WITHOUT NOTICE AT ANY TIME.  
3. DIMENSIONS ARE IN INCHES [mm].

DWG TITLE  
**PE-SR402AL**

REV. A FSCM NO. 53919

147

SIZE A

SCALE N/A

CAD FILE 022808-A

**PASTERNAK®**  
Pasternack Enterprises, Inc.  
P.O. Box 16759 | Irvine | CA | 92623  
Phone: (949) 261-1920 | Fax: (949) 261-7451  
Website: www.pasternack.com | E-Mail: sales@pasternack.com