



SMA Male Connector Solder Attachment for PE-SR402AL,  
PE-SR402FL, PE-SR402FLJ, PE-SR402TN, RG402

## RF Connectors Technical Data Sheet

PE44691

### Configuration

- SMA Male Connector
- 50 Ohms
- Straight Body Geometry
- PE-SR402AL, PE-SR402FL, PE-SR402FLJ, PE-SR402TN, RG402 Interface Type
- Solder Attachment
- 5/16 inch Hex

### Features

- Max. Operating Frequency 18 GHz

### Applications

- General Purpose Test
- Custom Cable Assemblies

### Description

Pasternack's PE44691 SMA male connector with solder attachment for PE-SR402AL, PE-SR402FL, PE-SR402FLJ, PE-SR402TN and RG402 is part of our full line of RF components available for same-day shipping. Our SMA male connector operates up to a maximum frequency of 18 GHz.

Our SMA male connector PE44691 datasheet specifications and drawing with dimensions are shown below in this PDF. Pasternack's broad catalog of RF, microwave and millimeter wave connectors allows designers to configure and customize their signal connections however they like. Whether the need is to provide an I/O for a board design, or simply create a custom cable assembly configuration, Pasternack has the right connector for the job. Pasternack can also expertly build your custom cable assemblies for you and ship same-day.

### Electrical Specifications

Description	Minimum	Typical	Maximum	Units
Frequency Range	DC		18	GHz

### Mechanical Specifications

<b>Size</b>	
Length	0.441 in [11.2 mm]
Width/Dia.	0.315 in [8.00 mm]
Weight	0.005 lbs [2.27 g]
Mating Torque	8 to 10 in-lbs [0.90 to 1.13 Nm]

Click the following link (or enter part number in "SEARCH" on website) to obtain additional part information including price, inventory and certifications: [SMA Male Connector Solder Attachment for PE-SR402AL, PE-SR402FL, PE-SR402FLJ, PE-SR402TN, RG402 PE44691](#)



SMA Male Connector Solder Attachment for PE-SR402AL,  
PE-SR402FL, PE-SR402FLJ, PE-SR402TN, RG402

## RF Connectors Technical Data Sheet

PE44691

### Material Specifications

Description	Material	Plating
Body	Brass	Gold over Nickel
Coupling Nut	Passivated Stainless Steel	

**Compliance Certifications** (see [product page](#) for current document)

### Plotted and Other Data

Notes:

SMA Male Connector Solder Attachment for PE-SR402AL, PE-SR402FL, PE-SR402FLJ, PE-SR402TN, RG402 from Pasternack Enterprises has same day shipment for domestic and International orders. Our RF, microwave and millimeter wave products maintain a 99.4% availability and are part of the broadest selection in the industry.

Click the following link (or enter part number in "SEARCH" on website) to obtain additional part information including price, inventory and certifications: [SMA Male Connector Solder Attachment for PE-SR402AL, PE-SR402FL, PE-SR402FLJ, PE-SR402TN, RG402 PE44691](#)

URL: <https://www.pasternack.com/sma-male-standard-pe-sr402al-pe-sr402fl-pe-sr402flj-connector-pe44691-p.aspx>

The information contained in this document is accurate to the best of our knowledge and representative of the part described herein. It may be necessary to make modifications to the part and/or the documentation of the part, in order to implement improvements. Pasternack reserves the right to make such changes as required. Unless otherwise stated, all specifications are nominal. Pasternack does not make any representation or warranty regarding the suitability of the part described herein for any particular purpose, and Pasternack does not assume any liability arising out of the use of any part or documentation.

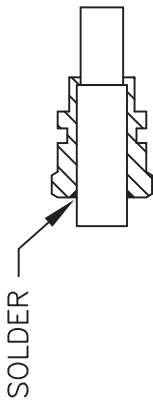
# PE44691 CAD Drawing

SMA Male Connector Solder Attachment for PE-SR402AL, PE-SR402FL, PE-SR402FLJ, PE-SR402TN, RG402

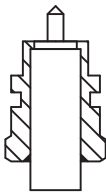
## ASSEMBLY PROCEDURES



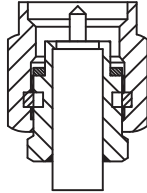
1. STRIP CABLE AS SHOWN.



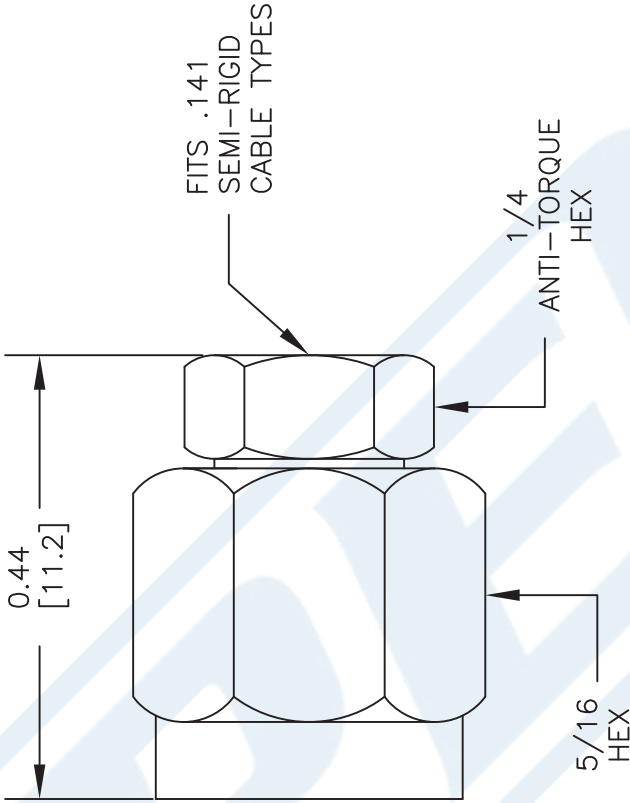
2. SOLDER CONNECTOR BODY.



3. TRIM DIELECTRIC, DO NOT NICK CENTER CONDUCTOR AND POINT THE CENTER CONTACT OF CABLE.



4. INSTALL THE COUPLING NUT.



DWG TITLE

**PE44691**

NOTES:

1. UNLESS OTHERWISE SPECIFIED ALL DIMENSIONS ARE NOMINAL.
2. ALL SPECIFICATIONS ARE SUBJECT TO CHANGE WITHOUT NOTICE AT ANY TIME.
3. DIMENSIONS ARE IN INCHES [mm].
4. FITS MIL-C-17 AND EQUIVALENT CABLES.

**Pasternack Enterprises, Inc.**  
P.O. Box 16759 | Irvine | CA | 92623  
Phone: (949) 261-1920 | Fax: (949) 261-7451  
Website: [www.pasternack.com](http://www.pasternack.com) | E-Mail: [sales@pasternack.com](mailto:sales@pasternack.com)

FSCM NO. 53919

CAD FILE 050412

SCALE N/A

SIZE A

2233



## 2.92mm Male Connector Solder Attachment for PE-SR402AL, PE-SR402FL, PE-SR402FLJ, PE-SR402TN, RG402

### RF Connectors Technical Data Sheet

PE4987

#### Configuration

- 2.92mm Male Connector
- 50 Ohms
- Straight Body Geometry
- PE-SR402AL, PE-SR402FL, PE-SR402FLJ, PE-SR402TN, RG402 Interface Type
- Solder Attachment
- 5/16 inch Hex

#### Features

- Gold over Nickel Plated Beryllium Copper Contact
- 50  $\mu$ m minimum contact plating

#### Applications

- General Purpose Test
- Custom Cable Assemblies

#### Description

Pasternack's PE4987 2.92mm male connector with solder attachment for PE-SR402AL, PE-SR402FL, PE-SR402FLJ, PE-SR402TN and RG402 is part of our full line of RF components available for same-day shipping.

Our 2.92mm male connector PE4987 datasheet specifications and drawing with dimensions are shown below in this PDF. Pasternack's broad catalog of RF, microwave and millimeter wave connectors allows designers to configure and customize their signal connections however they like. Whether the need is to provide an I/O for a board design, or simply create a custom cable assembly configuration, Pasternack has the right connector for the job. Pasternack can also expertly build your custom cable assemblies for you and ship same-day.

#### Mechanical Specifications

<b>Size</b>	
Length	0.37 in [9.4 mm]
Width/Dia.	0.312 in [7.92 mm]
Weight	0.006 lbs [2.72 g]
Mating Torque	8 to 10 in-lbs [0.90 to 1.13 Nm]

#### Material Specifications

Description	Material	Plating
Contact	Beryllium Copper	Gold over Nickel 50 $\mu$ m minimum
Insulation	PCTFE	
Body	Stainless Steel	Gold over Nickel 50 $\mu$ m minimum
Coupling Nut	Stainless Steel	Gold over Nickel 50 $\mu$ m minimum

Click the following link (or enter part number in "SEARCH" on website) to obtain additional part information including price, inventory and certifications: [2.92mm Male Connector Solder Attachment for PE-SR402AL, PE-SR402FL, PE-SR402FLJ, PE-SR402TN, RG402 PE4987](#)



2.92mm Male Connector Solder Attachment for PE-SR402AL,  
PE-SR402FL, PE-SR402FLJ, PE-SR402TN, RG402

## RF Connectors Technical Data Sheet

PE4987

**Compliance Certifications** (see [product page](#) for current document)

### Plotted and Other Data

Notes:

2.92mm Male Connector Solder Attachment for PE-SR402AL, PE-SR402FL, PE-SR402FLJ, PE-SR402TN, RG402 from Pasternack Enterprises has same day shipment for domestic and International orders. Our RF, microwave and millimeter wave products maintain a 99% availability and are part of the broadest selection in the industry.

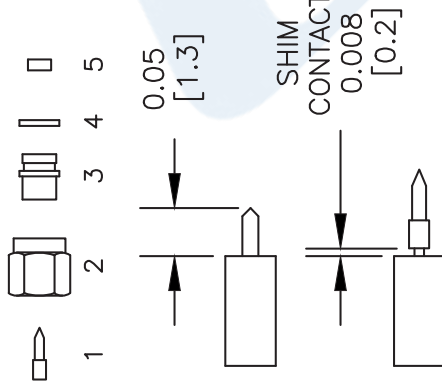
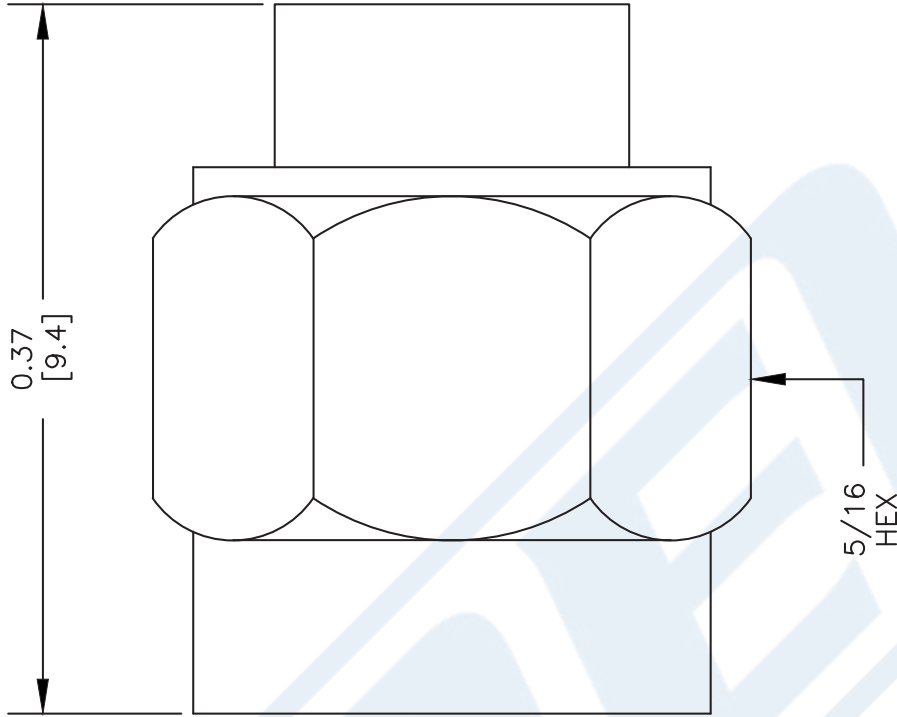
Click the following link (or enter part number in "SEARCH" on website) to obtain additional part information including price, inventory and certifications: [2.92mm Male Connector Solder Attachment for PE-SR402AL, PE-SR402FL, PE-SR402FLJ, PE-SR402TN, RG402 PE4987](#)

URL: <https://www.pasternack.com/2.92mm-male-standard-pe-sr402al-pe-sr402fl-rg402-connector-pe4987-p.aspx>

The information contained in this document is accurate to the best of our knowledge and representative of the part described herein. It may be necessary to make modifications to the part and/or the documentation of the part, in order to implement improvements. Pasternack reserves the right to make such changes as required. Unless otherwise stated, all specifications are nominal. Pasternack does not make any representation or warranty regarding the suitability of the part described herein for any particular purpose, and Pasternack does not assume any liability arising out of the use of any part or documentation.

# PE4987 CAD Drawing

2.92mm Male Connector Solder Attachment for PE-SR402AL, PE-SR402FL, PE-SR402FLJ, PE-SR402TN, RG402



## ASSEMBLY PROCEDURES

1. STRIP CABLE AS SHOWN. DO NOT NICK CENTER CONDUCTOR.
2. SOLDER CONTACT (1) TO CENTER CONDUCTOR. SLIDE COUPLING NUT (2) OVER CABLE. SLIDE BODY (3) OVER CONTACT UNTIL IT BOTTOMS OUT TO OUTER CONDUCTOR. SOLDER BODY (3) TO OUTER CONDUCTOR.
3. INSTALL GASKET (4) ONTO BODY (3). INSERT INSULATOR (5) INTO BODY (3) & SLIDE COUPLING NUT OVER ASSEMBLY.

**PE PASTERNAK®**  
 Pasternack Enterprises, Inc.  
 P.O. Box 16759 | Irvine | CA | 92623  
 Phone: (949) 261-1920 | Fax: (949) 261-7451  
 Website: [www.pasternack.com](http://www.pasternack.com) | E-Mail: [sales@pasternack.com](mailto:sales@pasternack.com)

DWG TITLE

**PE4987**

FSCM NO. 53919

- NOTES:
1. UNLESS OTHERWISE SPECIFIED ALL DIMENSIONS ARE NOMINAL.
  2. ALL SPECIFICATIONS ARE SUBJECT TO CHANGE WITHOUT NOTICE AT ANY TIME.
  3. DIMENSIONS ARE IN INCHES [mm].
  4. FITS MIL-C-17 AND EQUIVALENT CABLES.

CAD FILE 061702

SCALE N/A

SIZE A

127



## 141 Semi-rigid Coax Cable with Tinned Aluminum

### TECHNICAL DATA SHEET

PE-SR402AL

#### 141 Semi-rigid Coax Cable with Tinned Aluminum

##### Configuration

Inner Conductor Material and Plating	Copper Clad Steel, Silver
Dielectric Type	PTFE
Shield Materials	Tinned Aluminum

##### Electrical Specifications

Impedance, Ohms	50
Maximum Operating Frequency, GHz	36
Dielectric Withstanding Voltage, Vrms	5,000

##### Electrical Specifications by Frequency

###### Frequency 1

Frequency, MHz	1000
Attenuation, dB/100ft [dB/100m]	13 [42.65]
Power Handling, Watts	450

###### Frequency 2

Frequency, GHz	10
Attenuation, dB/100ft [dB/100m]	46 [150.92]
Power Handling, Watts	120

###### Frequency 3

Frequency, GHz	20
Attenuation, dB/100ft [dB/100m]	71 [232.94]
Power Handling, Watts	70

##### Mechanical Specifications

###### Temperature

Operating Range, deg C	-55 to +125
------------------------	-------------

###### Inner Conductor

Number of Strands	1
Material	Copper Clad Steel
Plating	Silver
Diameter, in [mm]	0.036 [0.91]

###### Dielectric:

Type	PTFE
Diameter, in [mm]	0.118 [3]

Click the following link (or enter part number in "SEARCH" on website) to obtain additional part information including price, inventory and certifications: [141 Semi-rigid Coax Cable with Tinned Aluminum PE-SR402AL](#)

The information contained in this document is accurate to the best of our knowledge and representative of the part described herein. It may be necessary to make modifications to the part and/or the documentation of the part, in order to implement improvements. Pasternack reserves the right to make such changes as required. Unless otherwise stated, all specifications are nominal.

## 141 Semi-rigid Coax Cable with Tinned Aluminum

### TECHNICAL DATA SHEET

PE-SR402AL

**Shield:**

Number of	1
Material 1	Tinned Aluminum

**Jacket:**

Diameter, in [mm]	0.141 [3.58]
One Time Minimum Bend Radius, in [mm]	0.1 [2.54]
Weight, lbs/ft [Kg/m]	0.02 [0.03]

**Compliance Certifications** (visit [www.Pasternack.com](http://www.Pasternack.com) for current document)

**Plotted and Other Data**

Notes: Values at 25 °C, sea level

141 Semi-rigid Coax Cable with Tinned Aluminum from Pasternack Enterprises has same day shipment for domestic and International orders. Our RF, microwave and fiber optic products maintain a 99% availability and are part of the broadest selection in the industry.

Click the following link (or enter part number in "SEARCH" on website) to obtain additional part information including price, inventory and certifications: [141 Semi-rigid Coax Cable with Tinned Aluminum PE-SR402AL](#)

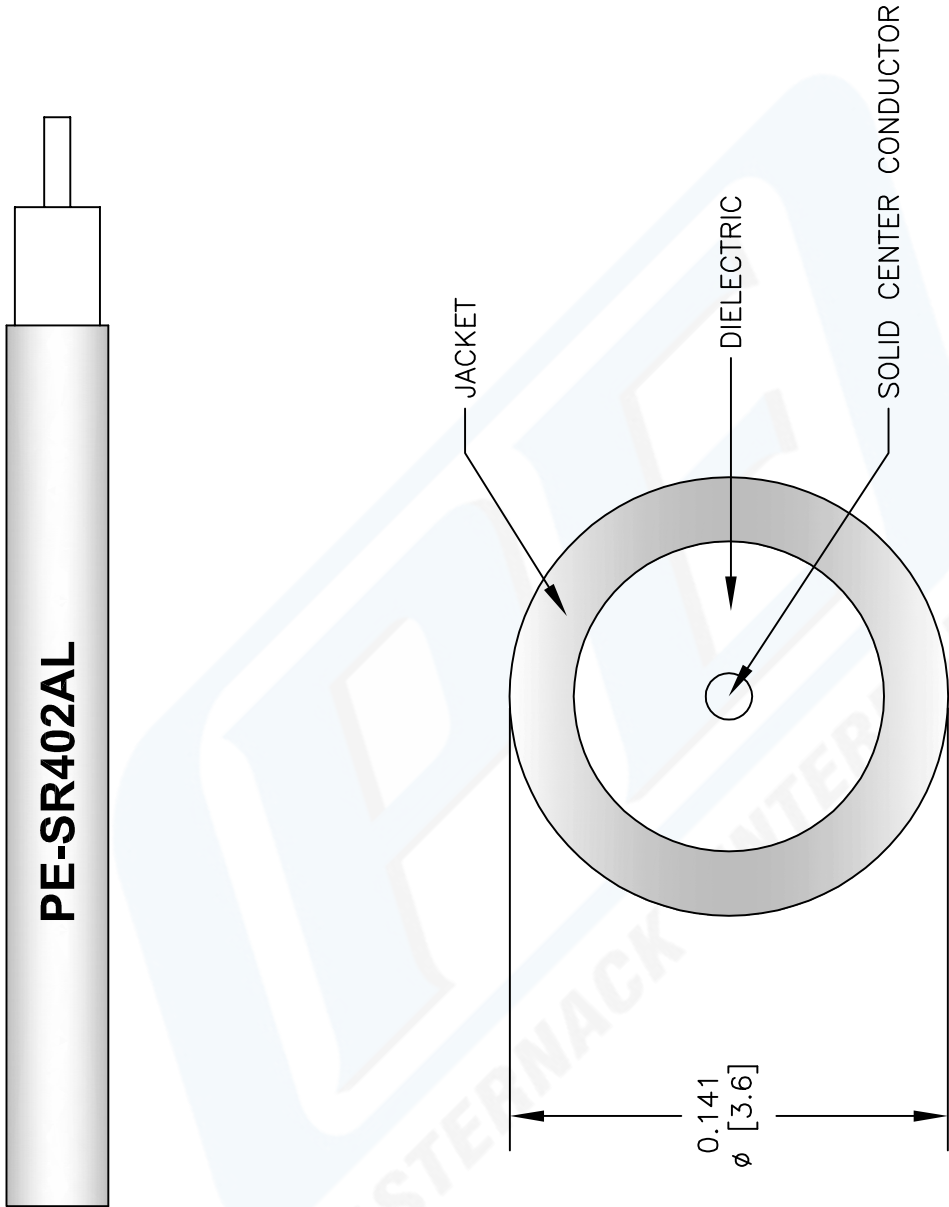
URL: <http://www.pasternack.com/semirigid-0.141-50-ohm-coax-cable-tinned-aluminum-pe-sr402al-p.aspx>

The information contained in this document is accurate to the best of our knowledge and representative of the part described herein. It may be necessary to make modifications to the part and/or the documentation of the part, in order to implement improvements. Pasternack reserves the right to make such changes as required. Unless otherwise stated, all specifications are nominal.



PE-SR402AL CAD Drawing

141 Semi-rigid Coax Cable with Tinned Aluminum



NOTES:  
1. UNLESS OTHERWISE SPECIFIED ALL DIMENSIONS ARE NOMINAL.  
2. ALL SPECIFICATIONS ARE SUBJECT TO CHANGE WITHOUT NOTICE AT ANY TIME.  
3. DIMENSIONS ARE IN INCHES [mm].

DWG TITLE  
**PE-SR402AL**

REV. A FSCM NO. 53919

147

SIZE A

SCALE N/A

CAD FILE 022808-A

**P****ASTERNAK**<sup>®</sup>

Pasternack Enterprises, Inc.  
P.O. Box 16759 | Irvine | CA | 92623

Phone: (949) 261-1920 | Fax: (949) 261-7451

Website: [www.pasternack.com](http://www.pasternack.com) | E-Mail: [sales@pasternack.com](mailto:sales@pasternack.com)