



## MMCX Jack Connector Crimp/Solder Attachment For RG316-DS, RG188-DS

### RF Connectors Technical Data Sheet

PE44852

#### Configuration

- MMCX Jack Connector
- 50 Ohms
- Straight Body Geometry
- RG316-DS, RG188-DS Interface Type
- Crimp/Solder Attachment

#### Features

- Gold Plated Beryllium Copper Contact

#### Applications

- General Purpose Test
- Custom Cable Assemblies

#### Description

Pasternack's PE44852 MMCX jack connector with crimp/solder attachment for RG316-DS and RG188-DS is part of our full line of RF components available for same-day shipping.

Our MMCX jack connector PE44852 datasheet specifications and drawing with dimensions are shown below in this PDF. Pasternack's broad catalog of RF, microwave and millimeter wave connectors allows designers to configure and customize their signal connections however they like. Whether the need is to provide an I/O for a board design, or simply create a custom cable assembly configuration, Pasternack has the right connector for the job. Pasternack can also expertly build your custom cable assemblies for you and ship same-day.

#### Mechanical Specifications

##### Size

Length	1 in [25.4 mm]
Width/Dia.	0.157 in [3.99 mm]
Weight	0.006 lbs [2.72 g]

##### Material Specifications

Description	Material	Plating
Contact	Beryllium Copper	Gold
Insulation	PTFE	
Body	Brass	Gold

Click the following link (or enter part number in "SEARCH" on website) to obtain additional part information including price, inventory and certifications: [MMCX Jack Connector Crimp/Solder Attachment For RG316-DS, RG188-DS PE44852](#)



## MMCX Jack Connector Crimp/Solder Attachment For RG316-DS, RG188-DS

### RF Connectors Technical Data Sheet

PE44852

**Compliance Certifications** (see [product page](#) for current document)

#### Plotted and Other Data

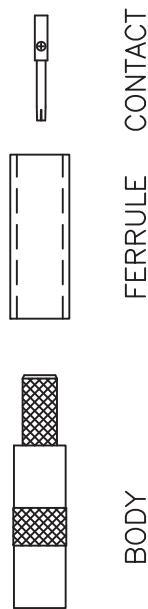
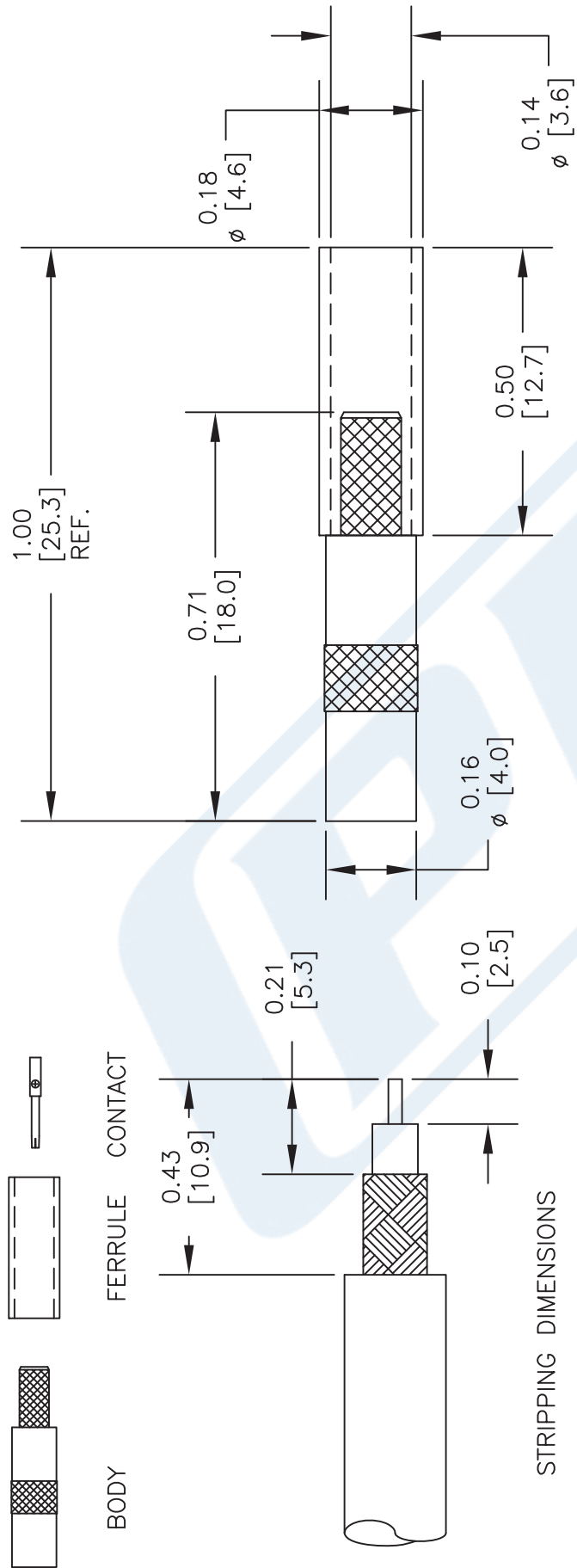
Notes:

MMCX Jack Connector Crimp/Solder Attachment For RG316-DS, RG188-DS from Pasternack Enterprises has same day shipment for domestic and International orders. Our RF, microwave and millimeter wave products maintain a 99% availability and are part of the broadest selection in the industry.

Click the following link (or enter part number in "SEARCH" on website) to obtain additional part information including price, inventory and certifications: [MMCX Jack Connector Crimp/Solder Attachment For RG316-DS, RG188-DS PE44852](#)

URL: <https://www.pasternack.com/mmcx-jack-standard-rg316-ds-rg188-ds-connector-pe44852-p.aspx>

The information contained in this document is accurate to the best of our knowledge and representative of the part described herein. It may be necessary to make modifications to the part and/or the documentation of the part, in order to implement improvements. Pasternack reserves the right to make such changes as required. Unless otherwise stated, all specifications are nominal. Pasternack does not make any representation or warranty regarding the suitability of the part described herein for any particular purpose, and Pasternack does not assume any liability arising out of the use of any part or documentation.



STRIPPING DIMENSIONS

CRIMP SIZE REQUIRED

CONTACT: SOLDER  
FERRULE: 0.151" HEX CRIMP TOOL

STANDARD TOLERANCES	
.X	±0.2
.XX	±0.1
.XXX	±0.05

\*STANDARD TOLERANCES APPLY ONLY TO DIMENSIONS IN INCHES



**PASTERNAK®**  
THE ENGINEER'S RF SOURCE  
Pasternack Enterprises, Inc.  
P.O. Box 16759 | Irvine | CA | 92623  
Phone: (949) 261-1920 | Fax: (949) 261-7451  
Website: [www.pasternack.com](http://www.pasternack.com) | E-Mail: [sales@pasternack.com](mailto:sales@pasternack.com)

DWG TITLE  
**PE44852**

NOTES:  
1. UNLESS OTHERWISE SPECIFIED ALL DIMENSIONS ARE NOMINAL.  
2. ALL SPECIFICATIONS ARE SUBJECT TO CHANGE WITHOUT NOTICE AT ANY TIME.  
3. DIMENSIONS ARE IN INCHES [mm].

CAGE CODE 53919

CAD FILE 011017  
SCALE N/A  
SIZE A  
2233



## SMA Female Bulkhead Mount Connector Crimp/Solder Attachment for RG188-DS, RG316-DS, .235 inch D Hole

### RF Connectors Technical Data Sheet

PE4425

#### Configuration

- SMA Female Connector
- 50 Ohms
- Straight Body Geometry
- Connector Interface Types: RG188-DS, RG316-DS
- Bulkhead

#### Features

- Max. Operating Frequency 12.4 GHz
- Gold Plated Beryllium Copper Contact
- Contact plating according to QQ-C-530

#### Applications

- General Purpose Test
- Rack and Panel Mount Applications
- Custom Cable Assemblies

#### Description

Pasternack's PE4425 SMA female bulkhead connector with crimp/solder attachment for RG188-DS and RG316-DS (.235 inch D hole) is part of our full line of RF components available for same-day shipping. Our SMA female connector operates up to a maximum frequency of 12.4 GHz. This SMA bulkhead connector allows designers to create external connections on their product enclosures, and can be used in a variety of other rack mount and panel mount applications.

Our SMA female bulkhead connector PE4425 datasheet specifications and drawing with dimensions are shown below in this PDF. Pasternack's broad catalog of RF, microwave and millimeter wave connectors allows designers to configure and customize their signal connections however they like. Whether the need is to provide an I/O for a board design, or simply create a custom cable assembly configuration, Pasternack has the right connector for the job. Pasternack can also expertly build your custom cable assemblies for you and ship same-day.

#### Electrical Specifications

Description	Minimum	Typical	Maximum	Units
Frequency Range	DC		12.4	GHz
Dielectric Withstanding Voltage (AC)			750	Vrms
Insulation Resistance	5,000			MOhms

#### Mechanical Specifications

##### Size

Length	1 in [25.4 mm]
Width/Dia.	0.3125 in [7.94 mm]
Weight	0.008 lbs [3.63 g]

Click the following link (or enter part number in "SEARCH" on website) to obtain additional part information including price, inventory and certifications: [SMA Female Bulkhead Mount Connector Crimp/Solder Attachment for RG188-DS, RG316-DS, .235 inch D Hole PE4425](#)



SMA Female Bulkhead Mount Connector Crimp/Solder  
Attachment for RG188-DS, RG316-DS, .235 inch D Hole

RF Connectors  
Technical Data Sheet

PE4425

**Material Specifications**

Description	Material	Plating
Contact	Beryllium Copper	Gold QQ-C-530
Insulation	Teflon	
Body	Brass	Nickel QQ-B-626

**Environmental Specifications**

**Temperature**

Operating Range -65 to +165 deg C

**Compliance Certifications** (see [product page](#) for current document)

**Plotted and Other Data**

Notes:

SMA Female Bulkhead Mount Connector Crimp/Solder Attachment for RG188-DS, RG316-DS, .235 inch D Hole from Pasternack Enterprises has same day shipment for domestic and International orders. Our RF, microwave and millimeter wave products maintain a 99.4% availability and are part of the broadest selection in the industry.

Click the following link (or enter part number in "SEARCH" on website) to obtain additional part information including price, inventory and certifications: [SMA Female Bulkhead Mount Connector Crimp/Solder Attachment for RG188-DS, RG316-DS, .235 inch D Hole PE4425](#)

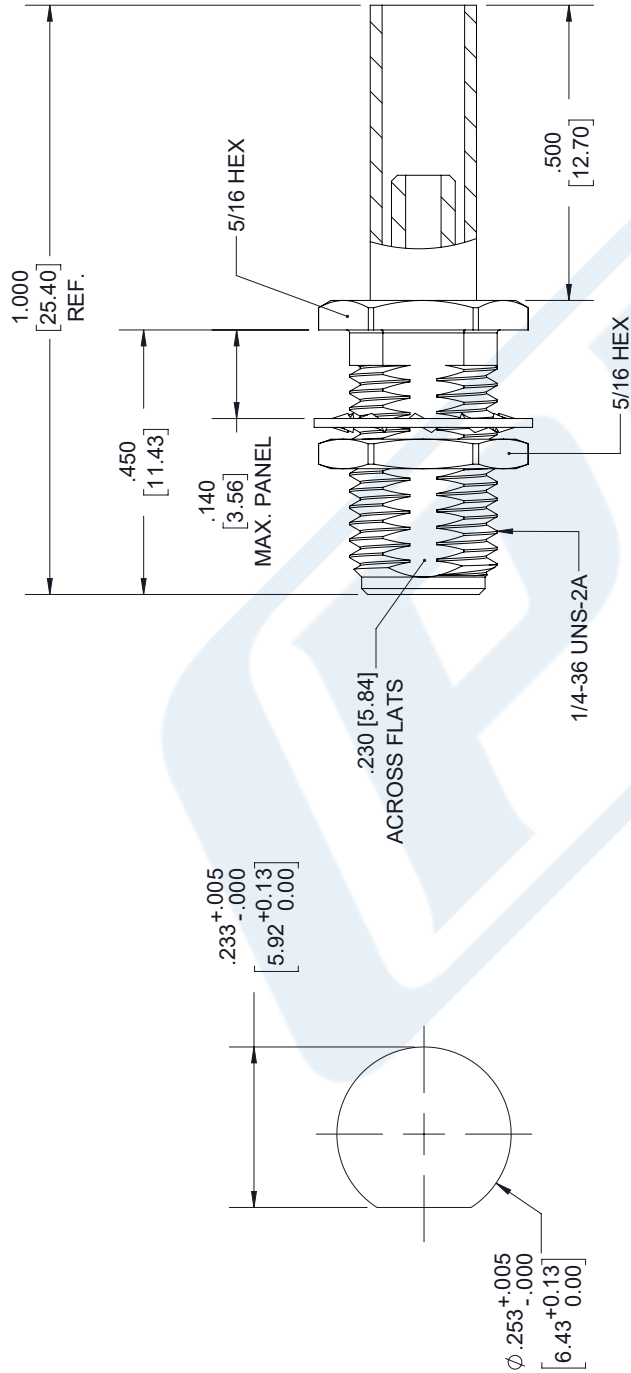
URL: <https://www.pasternack.com/sma-female-rg188-ds-rg316-ds-connector-pe4425-p.aspx>

The information contained in this document is accurate to the best of our knowledge and representative of the part described herein. It may be necessary to make modifications to the part and/or the documentation of the part, in order to implement improvements. Pasternack reserves the right to make such changes as required. Unless otherwise stated, all specifications are nominal. Pasternack does not make any representation or warranty regarding the suitability of the part described herein for any particular purpose, and Pasternack does not assume any liability arising out of the use of any part or documentation.

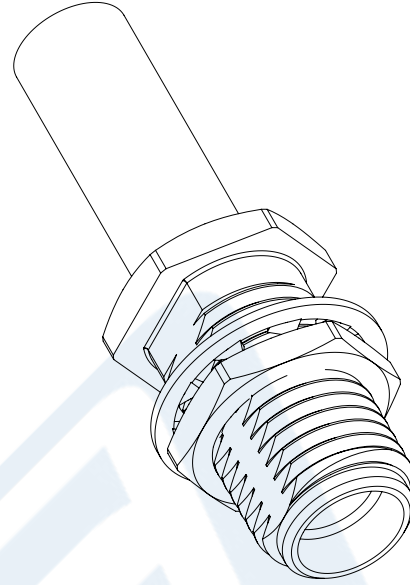
# PE4425 CAD Drawing

SMA Female Bulkhead Mount Connector Crimp/Solder Attachment  
for RG188-DS, RG316-DS, .235 inch D Hole

REVISIONS			
REV.	DESCRIPTION	DATE	APPROVED
A	INITIAL RELEASE	09/30/19	SELLIS



## SMA FEMALE BULKHEAD



## STRIPPING DIMENSIONS

### NOTES:

- CABLE ATTACHMENT:
  - OUTER: CRIMP.
  - INNER: SOLDER.
- CRIMP SIZE REQUIRED:
  - FERRULE: .151 [3.84] HEX. CRIMP TOOL.
  - CONTACT: SOLDER.

UNLESS OTHERWISE SPECIFIED LEADING DIMENSIONS ARE IN INCHES DIMENSIONS IN [ ] ARE MILLIMETERS	
TOLERANCES:	FRACTIONS
X $\pm$ .2 [5.08]	$\pm .132$
XX $\pm$ .01 [ .25]	$\pm .005$
XXX $\pm$ .005 [ .13]	$\pm .001$
ALL DIMENSIONS SHOWN ARE FOR REFERENCE ONLY.	
THIRD-ANGLE PROJECTION	

<b>PE PASTERNAK</b> an INFINITO brand	
Pasternack Enterprises, Inc. P.O. Box 16759, Irvine, CA 92623. Phone: 1.949.261.1920   1.866.727.8376 Fax: 1.949.261.7451 www.pasternack.com   e-mail: sales@pasternack.com	
SIZE	CAGE
A	53919
DRAWN BY	K.DANG
PART NUMBER	PE4425
REV	A

THE INFORMATION AND DESIGN IN THIS DOCUMENT IS THE PROPERTY OF PASTERNAK CORPORATION. ALL RIGHTS RESERVED.	
SHEET	1 OF 1
SCALE	N/A

THESE COMMODITIES, TECHNOLOGY OR SOFTWARE WERE EXPORTED FROM THE UNITED STATES IN ACCORDANCE WITH THE EXPORT ADMINISTRATION REGULATIONS. DIVERSION CONTRARY TO U.S. LAW PROHIBITED.

## Flexible RG316-DS Coax Cable Double Shielded with Tan FEP Jacket

### RF Cables Technical Data Sheet

RG316-DS

#### Configuration

- Flexible Cable
- 2 Shield(s)

#### Electrical Specifications

Description	Minimum	Typical	Maximum	Units
Frequency Range	DC		3	GHz
Impedance		50		Ohms
Velocity of Propagation		70		%
Operating Voltage (AC)			1,200	Vrms
Nominal Capacitance		29.4 [96.46]		pF/ft [pF/m]

#### Performance by Frequency Band

Description	F1	F2	F3	F4	F5	Units
Frequency	0.1	0.4	1	3		GHz
Attenuation, Typ	11.5	17.2	30	54.5		dB/100ft
	37.73	56.43	98.43	178.81		dB/100m
Input Power (CW), Max	430	210	130			Watts

#### Mechanical Specifications

Diameter	0.114 in [2.9 mm]
Weight	0.015 lbs/ft [0.02 Kg/m]
Min. Bend Radius (Repeated)	0.591 in [15.01 mm]

#### Construction Specifications

Description	Material and Plating	Diameter
Inner Conductor	Copper Clad Steel, Silver7	0.02 in 0.51 mm
Conductor Type	Stranded	
Dielectric	PTFE	0.06 in 1.52 mm
First Shield	Silver Plated Copper Braid	

Click the following link (or enter part number in "SEARCH" on website) to obtain additional part information including price, inventory and certifications: [Flexible RG316-DS Coax Cable Double Shielded with Tan FEP Jacket RG316-DS](#)

## Flexible RG316-DS Coax Cable Double Shielded with Tan FEP Jacket

### RF Cables Technical Data Sheet

**RG316-DS**

Second Shield	Silver Plated Copper Braid	0.094 in 2.39 mm
Jacket	FEP, Tan	0.114 in [2.9 mm]

#### Environmental Specifications

##### Temperature

Operating Range -55 to +200 deg C

**Compliance Certifications** (see [product page](#) for current document)

#### Plotted and Other Data

Notes:

Flexible RG316-DS Coax Cable Double Shielded with Tan FEP Jacket from Pasternack Enterprises has same day shipment for domestic and International orders. Our RF, microwave and millimeter wave products maintain a 99.4% availability and are part of the broadest selection in the industry.

Click the following link (or enter part number in "SEARCH" on website) to obtain additional part information including price, inventory and certifications: [Flexible RG316-DS Coax Cable Double Shielded with Tan FEP Jacket RG316-DS](#)

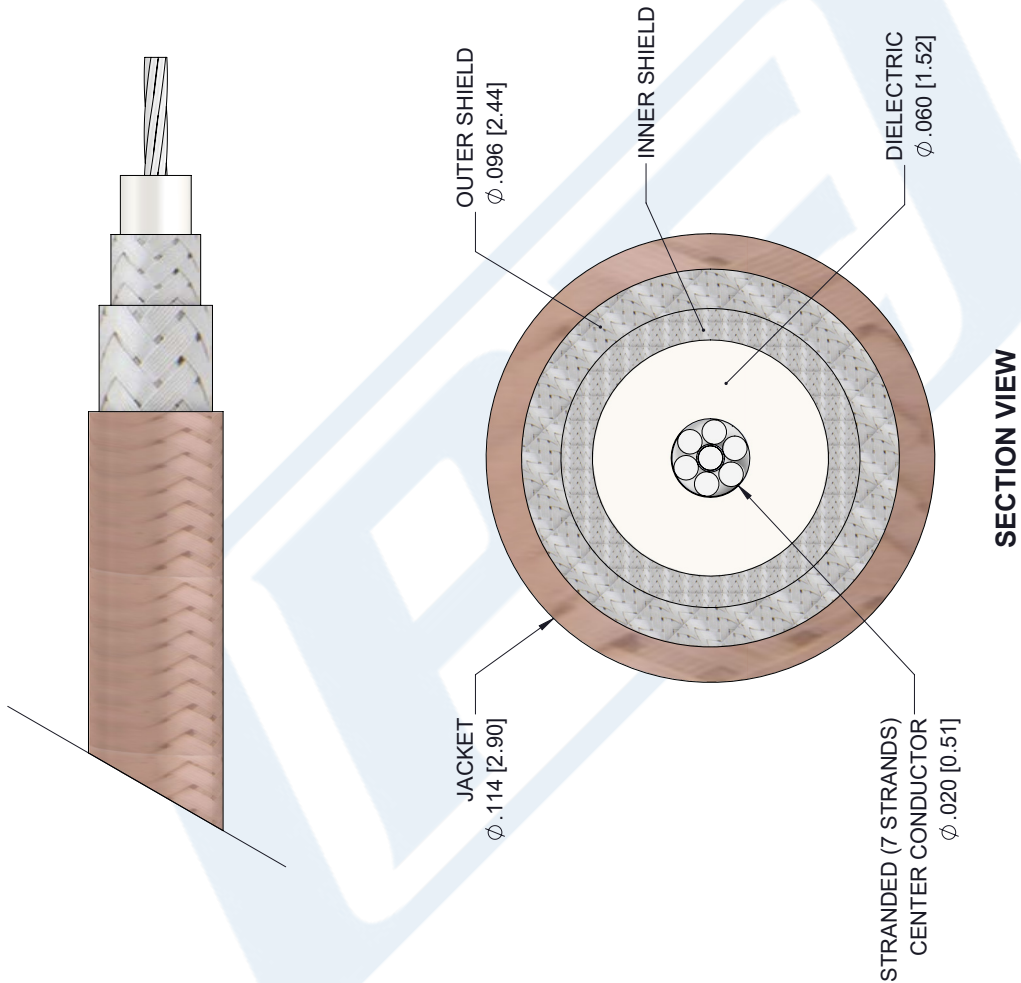
URL: <https://www.pasternack.com/flexible-0.114-rg316-ds-50-ohm-coax-cable-fep-jacket-rg316-ds-p.aspx>

The information contained in this document is accurate to the best of our knowledge and representative of the part described herein. It may be necessary to make modifications to the part and/or the documentation of the part, in order to implement improvements. Pasternack reserves the right to make such changes as required. Unless otherwise stated, all specifications are nominal. Pasternack does not make any representation or warranty regarding the suitability of the part described herein for any particular purpose, and Pasternack does not assume any liability arising out of the use of any part or documentation.

RG316-DS CAD Drawing

Flexible RG316-DS Coax Cable Double Shielded with Tan FEP Jacket

REVISIONS			
REV.	DESCRIPTION	DATE	APPROVED
1.1	PCR RG316-DS 20190701	07/15/19	S.ELLIS



UNLESS OTHERWISE SPECIFIED LEADING DIMENSIONS ARE IN INCHES DIMENSIONS IN [ ] ARE MILLIMETERS	
TOLERANCES:	FRACTIONS
X±.2 [5.08]	±.132
XX±.01 [.25]	
XXX±.005 [.13]	ANGLES ± 1°
ALL DIMENSIONS SHOWN ARE FOR REFERENCE ONLY.	
THIRD-ANGLE PROJECTION	

<b>PE PASTERNAK</b> an INFINITI brand	
Pasternack Enterprises, Inc. P.O. Box 16759, Irvine, CA 92623. Phone: 1.949.261.1920   1.866.727.8376 Fax: 1.949.261.7451 www.pasternack.com   e-mail: sales@pasternack.com	
SIZE	PART NUMBER
A	RG316-DS
CAGE	REV
53919	A
DRAWN BY	
K.Dang	

THE INFORMATION AND DESIGN IN THIS DOCUMENT IS THE PROPERTY OF PASTERNAK CORPORATION. ALL RIGHTS RESERVED.	
SHEET	OF
1	1
SCALE	N/A

THESE COMMODITIES, TECHNOLOGY OR SOFTWARE WERE EXPORTED FROM THE UNITED STATES IN ACCORDANCE WITH THE EXPORT ADMINISTRATION REGULATIONS. DIVERSION CONTRARY TO U.S. LAW PROHIBITED.