



SMA Male Connector Solder Attachment for PE-SR402AL,
PE-SR402FL, PE-SR402FLJ, PE-SR402TN, RG402

RF Connectors Technical Data Sheet

PE4112

Configuration

- SMA Male Connector
- MIL-STD-348A
- 50 Ohms
- Straight Body Geometry
- Connector Interface Types: PE-SR402AL, PE-SR-402FL, PE-SR402FLJ, PE-SR402TN, RG402
- 5/16 inch Hex

Features

- Max. Operating Frequency 18 GHz
- Excellent VSWR of 1.2:1
- Gold Plated Brass Contact
- 50 μ m minimum contact plating

Applications

- General Purpose Test
- Custom Cable Assemblies

Description

Pasternack's PE4112 SMA male connector with solder/solder attachment for PE-SR402AL, PE-SR402FL, PE-SR402FLJ, PE-SR402TN and RG402 is part of our full line of RF components available for same-day shipping. Our SMA male connector operates up to a maximum frequency of 18 GHz and offers excellent VSWR of 1.2:1.

Our SMA male connector PE4112 datasheet specifications and drawing with dimensions are shown below in this PDF. Pasternack's broad catalog of RF, microwave and millimeter wave connectors allows designers to configure and customize their signal connections however they like. Whether the need is to provide an I/O for a board design, or simply create a custom cable assembly configuration, Pasternack has the right connector for the job. Pasternack can also expertly build your custom cable assemblies for you and ship same-day.

Electrical Specifications

Description	Minimum	Typical	Maximum	Units
Frequency Range	DC		18	GHz
VSWR			1.2:1	
Operating Voltage (AC)			500	Vrms

Mechanical Specifications

Size	
Length	0.415 in [10.54 mm]
Width/Dia.	0.315 in [8.00 mm]
Weight	0.008 lbs [3.63 g]
Mating Torque	3 to 5 in-lbs [0.34 to 0.57 Nm]

Click the following link (or enter part number in "SEARCH" on website) to obtain additional part information including price, inventory and certifications: [SMA Male Connector Solder Attachment for PE-SR402AL, PE-SR402FL, PE-SR402FLJ, PE-SR402TN, RG402 PE4112](#)



SMA Male Connector Solder Attachment for PE-SR402AL,
PE-SR402FL, PE-SR402FLJ, PE-SR402TN, RG402

RF Connectors Technical Data Sheet

PE4112

Material Specifications

Description	Material	Plating
Contact	Brass	Gold 50 µin minimum
Insulation	PTFE	
Body	Stainless Steel	Gold 10 µin minimum
Coupling Nut	Brass	Nickel 100 µin minimum

Environmental Specifications

Temperature

Operating Range

-65 to +165 deg C

Compliance Certifications (see [product page](#) for current document)

Plotted and Other Data

Notes:

SMA Male Connector Solder Attachment for PE-SR402AL, PE-SR402FL, PE-SR402FLJ, PE-SR402TN, RG402 from Pasternack Enterprises has same day shipment for domestic and International orders. Our RF, microwave and millimeter wave products maintain a 99.4% availability and are part of the broadest selection in the industry.

Click the following link (or enter part number in "SEARCH" on website) to obtain additional part information including price, inventory and certifications: [SMA Male Connector Solder Attachment for PE-SR402AL, PE-SR402FL, PE-SR402FLJ, PE-SR402TN, RG402 PE4112](#)

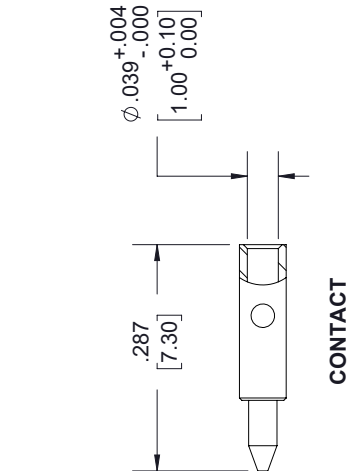
URL: <https://www.pasternack.com/sma-male-standard-pe-sr402al-pe-sr402fl-rg402-connector-pe4112-p.aspx>

The information contained in this document is accurate to the best of our knowledge and representative of the part described herein. It may be necessary to make modifications to the part and/or the documentation of the part, in order to implement improvements. Pasternack reserves the right to make such changes as required. Unless otherwise stated, all specifications are nominal. Pasternack does not make any representation or warranty regarding the suitability of the part described herein for any particular purpose, and Pasternack does not assume any liability arising out of the use of any part or documentation.

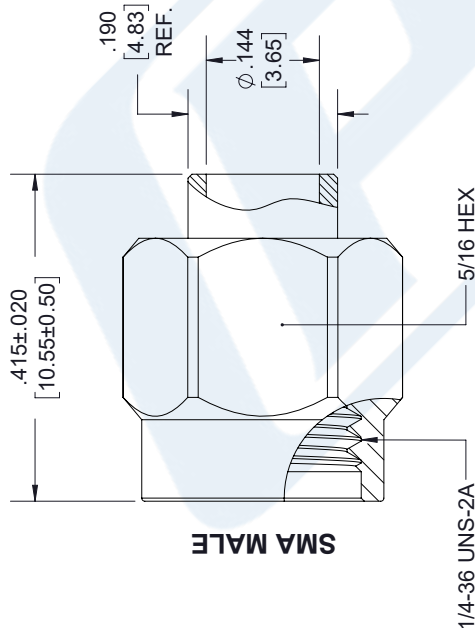
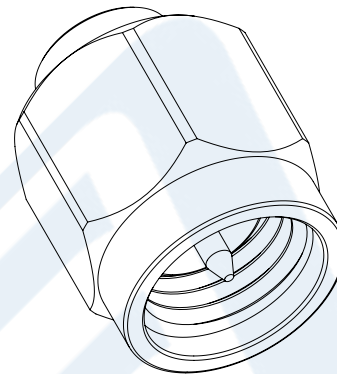
PE4112 CAD Drawing

SMA Male Connector Solder Attachment for PE-SR402AL, PE-SR402FL, PE-SR402FLJ, PE-SR402TN, RG402

REVISIONS			
REV.	DESCRIPTION	DATE	APPROVED
A	INITIAL RELEASE	2/10/2020	SELLIS

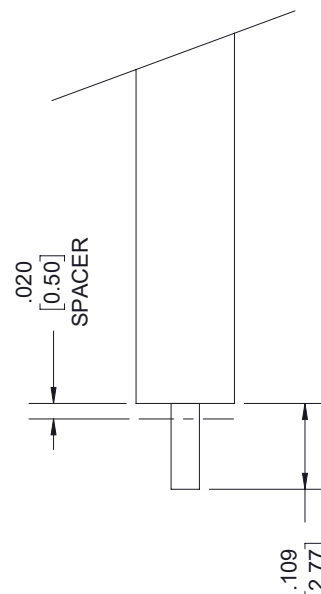


CONTACT



SMA MALE

1/4-36 UNS-2A 5/16 HEX



STRIPPING DIMENSIONS

- NOTES:
- CABLE ATTACHMENT:
 - OUTER: SOLDER
 - INNER: SOLDER.

UNLESS OTHERWISE SPECIFIED LEADING DIMENSIONS ARE IN INCHES DIMENSIONS IN [] ARE MILLIMETERS	
TOLERANCES:	
.X = ± .2	[.08]
.XX = ± .02	[.51]
.XXX = ± .005	[.13]
ANGLES	± 1°
CABLE LENGTH (L) TOLERANCES:	
L ≤ 12 [305]	± .125 [3.18]
12 [305] < L ≤ 60 [1524]	± .125 [3.18]
60 [1524] < L ≤ 120 [3048]	± .125 [3.18]
120 [3048] < L ≤ 300 [7620]	± .125 [3.18]
300 [7620] < L	± .125 [3.18]
ALL DIMENSIONS SHOWN ARE FOR REFERENCE ONLY.	

THIRD-ANGLE PROJECTION	
THE INFORMATION AND DESIGN IN THIS DOCUMENT IS THE PROPERTY OF PASTERNAK CORPORATION ALL RIGHTS RESERVED.	
SHEET	1 OF 1
SCALE	N/A
REV	A
SIZE	CAGE CODE
A	53919
DRAWN BY	K.DANG
ITEM NO.	PE4112

PE PASTERNAK
an INFINITI® brand

Pasternack Enterprises, Inc.
P.O. Box 16759, Irvine, CA 92623.
Phone: 1.949.261.1920 | 1.866.727.8376
Fax: 1.949.261.7451
Website: www.pasternack.com
E-mail: sales@pasternack.com



SMA Female Bulkhead Mount Connector Solder
Attachment for PE-SR402AL, PE-SR402FL, PE-
SR402FLJ, PE-SR402TN, RG402, .235 inch D Hole

RF Connectors
Technical Data Sheet

PE45554

Configuration

- SMA Female Connector
- MIL-STD-348A
- 50 Ohms
- Straight Body Geometry
- Connector Interface Types: PE-SR402AL, PE-SR-402FL, PE-SR402FLJ, PE-SR402TN, RG402
- Bulkhead

Features

- Max. Operating Frequency 6 GHz
- Excellent VSWR of 1.23:1
- Gold Plated Beryllium Copper Contact
- 50 µin minimum contact plating

Applications

- General Purpose Test
- Rack and Panel Mount Applications
- Custom Cable Assemblies

Description

Pasternack's PE45554 SMA female bulkhead connector with solder/solder attachment for PE-SR402AL, PE-SR402FL, PE-SR402FLJ, PE-SR402TN and RG402 (.235 inch D hole) is part of our full line of RF components available for same-day shipping. Our SMA female connector operates up to a maximum frequency of 6 GHz and offers excellent VSWR of 1.23:1. This SMA bulkhead connector allows designers to create external connections on their product enclosures, and can be used in a variety of other rack mount and panel mount applications.

Our SMA female bulkhead connector PE45554 datasheet specifications and drawing with dimensions are shown below in this PDF. Pasternack's broad catalog of RF, microwave and millimeter wave connectors allows designers to configure and customize their signal connections however they like. Whether the need is to provide an I/O for a board design, or simply create a custom cable assembly configuration, Pasternack has the right connector for the job. Pasternack can also expertly build your custom cable assemblies for you and ship same-day.

Electrical Specifications

Description	Minimum	Typical	Maximum	Units
Frequency Range	DC		6	GHz
VSWR			1.23:1	
Operating Voltage (AC)			500	Vrms

Mechanical Specifications

Size

Length	0.748 in [19 mm]
Width/Dia.	0.433 in [11.00 mm]
Height	0.433 in [11 mm]
Weight	0.009 lbs [4.08 g]

Click the following link (or enter part number in "SEARCH" on website) to obtain additional part information including price, inventory and certifications: [SMA Female Bulkhead Mount Connector Solder Attachment for PE-SR402AL, PE-SR402FL, PE-SR402FLJ, PE-SR402TN, RG402, .235 inch D Hole PE45554](#)



SMA Female Bulkhead Mount Connector Solder
Attachment for PE-SR402AL, PE-SR402FL, PE-
SR402FLJ, PE-SR402TN, RG402, .235 inch D Hole

RF Connectors
Technical Data Sheet

PE45554

Material Specifications

Description	Material	Plating
Contact	Beryllium Copper	Gold 50 µin minimum
Insulation	PTFE	
Body	Stainless Steel	Gold 30 µin minimum
Washer	Brass	Gold 30 µin minimum

Environmental Specifications

Temperature

Operating Range

-65 to +165 deg C

Compliance Certifications (see [product page](#) for current document)

Plotted and Other Data

Notes:

SMA Female Bulkhead Mount Connector Solder Attachment for PE-SR402AL, PE-SR402FL, PE-SR402FLJ, PE-SR402TN, RG402, .235 inch D Hole from Pasternack Enterprises has same day shipment for domestic and International orders. Our RF, microwave and millimeter wave products maintain a 99.4% availability and are part of the broadest selection in the industry.

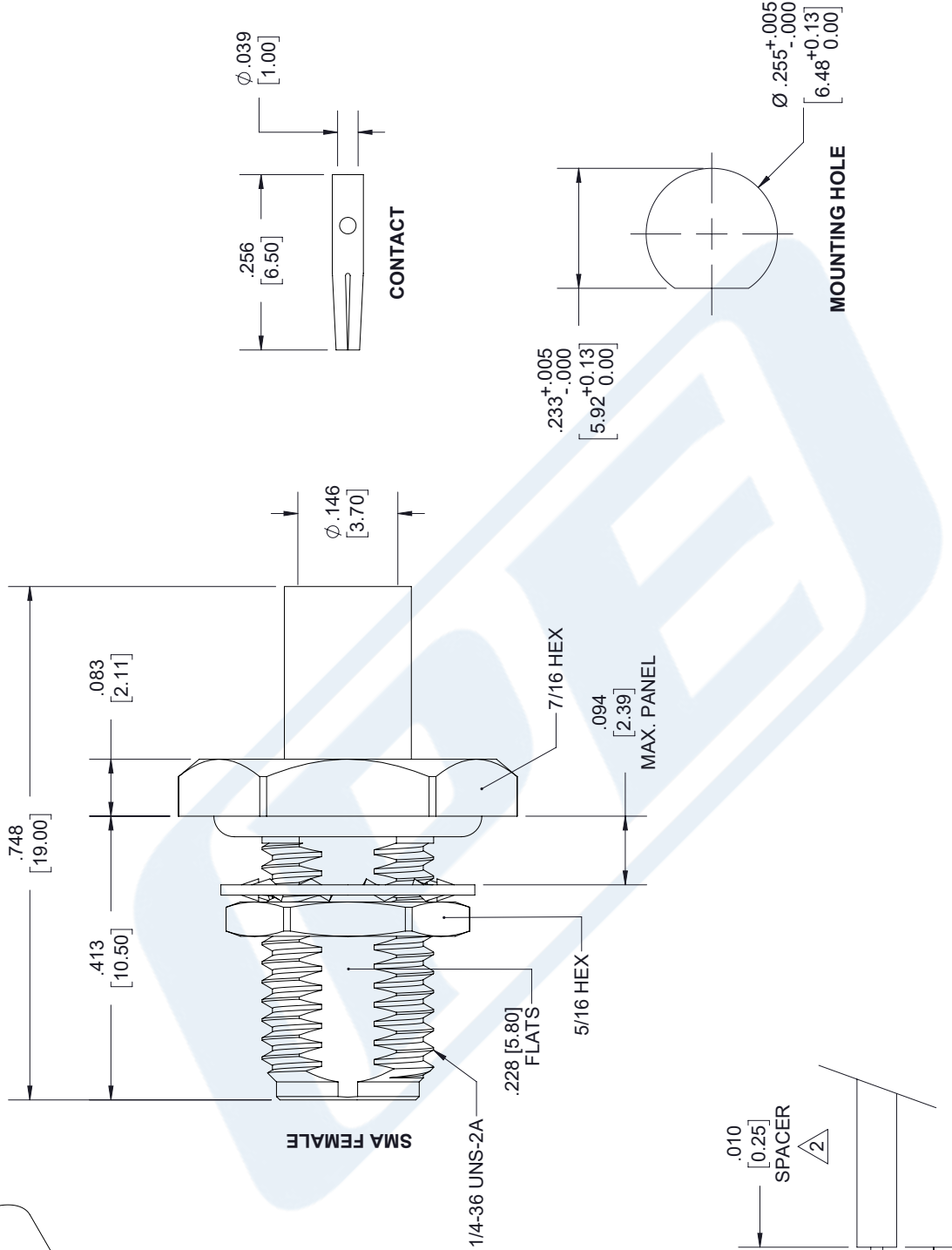
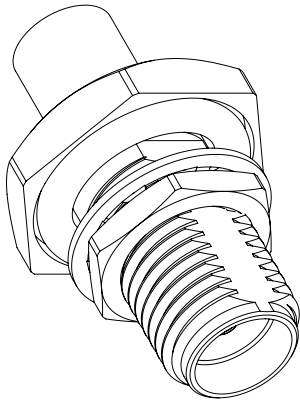
Click the following link (or enter part number in "SEARCH" on website) to obtain additional part information including price, inventory and certifications: [SMA Female Bulkhead Mount Connector Solder Attachment for PE-SR402AL, PE-SR402FL, PE-SR402FLJ, PE-SR402TN, RG402, .235 inch D Hole PE45554](#)

URL: <https://www.pasternack.com/sma-female-pe-sr402al-pe-sr402fl-pe-sr402tn-rg402-connector-pe45554-p.aspx>

The information contained in this document is accurate to the best of our knowledge and representative of the part described herein. It may be necessary to make modifications to the part and/or the documentation of the part, in order to implement improvements. Pasternack reserves the right to make such changes as required. Unless otherwise stated, all specifications are nominal. Pasternack does not make any representation or warranty regarding the suitability of the part described herein for any particular purpose, and Pasternack does not assume any liability arising out of the use of any part or documentation.

SMA Female Bulkhead Mount Connector Solder Attachment for PE-SR402AL,
PE-SR402FL, PE-SR402FLJ, PE-SR402TN, RG402, .235 inch D Hole

REVISIONS			
REV.	DESCRIPTION	DATE	APPROVED
A	INITIAL RELEASE	11/18/19	SELLIS



STRIPPING DIMENSIONS

NOTES:

- CABLE ATTACHMENT:
• OUTER: SOLDER.
• INNER: SOLDER.
SPACER: LEAVE A GAP .010 [25] BETWEEN CONTACT AND CABLE.

UNLESS OTHERWISE SPECIFIED
LEADING DIMENSIONS ARE INCHES
DIMENSIONS IN [] ARE MILLIMETERS

TOLERANCES:		
X = ± .2	[5.08]	FRACTIONS ± 1/32
XX = ± .02	[.51]	
XXX = ± .005	[.13]	ANGLES ± 1°
CABLE LENGTH (L) TOLERANCES:		
L ≤ 12 [305] ± .12 [25] / -0		
12 [305] < L ≤ 60 [1524]	± .12 [51] / -0	
60 [1524] < L ≤ 120 [3048]	± .12 [102] / -0	
120 [3048] < L ≤ 300 [7620]	± .12 [152] / -0	
300 [7620] < L ≤ 600 [15240]	± .12 [300] / -0	

RG402 Coax Cable with Tinned Copper Outer Conductor

TECHNICAL DATA SHEET

PE-SR402TN

RG402 Tinned Coax Cable with Tinned Copper Outer Conductor

Configuration

Cable Specification	MIL-C-17
Inner Conductor Material and Plating	Copper Clad Steel, Silver
Dielectric Type	PTFE
Shield Materials	Tinned Copper

Electrical Specifications

Impedance, Ohms	50
Maximum Operating Frequency, GHz	36

Electrical Specifications by Frequency

Frequency 1

Frequency, MHz	1000
Attenuation, dB/100ft [dB/100m]	12 [39.37]
Power Handling, Watts	450

Frequency 2

Frequency, GHz	10
Attenuation, dB/100ft [dB/100m]	45 [147.64]
Power Handling, Watts	120

Frequency 3

Frequency, GHz	20
Attenuation, dB/100ft [dB/100m]	70 [229.66]
Power Handling, Watts	70

Mechanical Specifications

Temperature

Operating Range, deg C	-55 to +125
------------------------	-------------

Inner Conductor

Material	Copper Clad Steel
Plating	Silver
Diameter, in [mm]	0.036 [0.91]

Dielectric:

Type	PTFE
Diameter, in [mm]	0.118 [3]

Click the following link (or enter part number in "SEARCH" on website) to obtain additional part information including price, inventory and certifications: [RG402 Tinned Coax Cable with Tinned Copper Outer Conductor PE-SR402TN](#)

The information contained in this document is accurate to the best of our knowledge and representative of the part described herein. It may be necessary to make modifications to the part and/or the documentation of the part, in order to implement improvements. Pasternack reserves the right to make such changes as required. Unless otherwise stated, all specifications are nominal.

RG402 Coax Cable with Tinned Copper Outer Conductor

TECHNICAL DATA SHEET

PE-SR402TN

Shield:

Number of	1
Material 1	Tinned Copper
Diameter, in [mm]	0.141 [3.58]

Jacket:

One Time Minimum Bend Radius, in [mm]	1 [25.4]
Weight, lbs/ft [Kg/m]	0.036 [0.05]

Compliance Certifications (visit www.Pasternack.com for current document)**Plotted and Other Data**

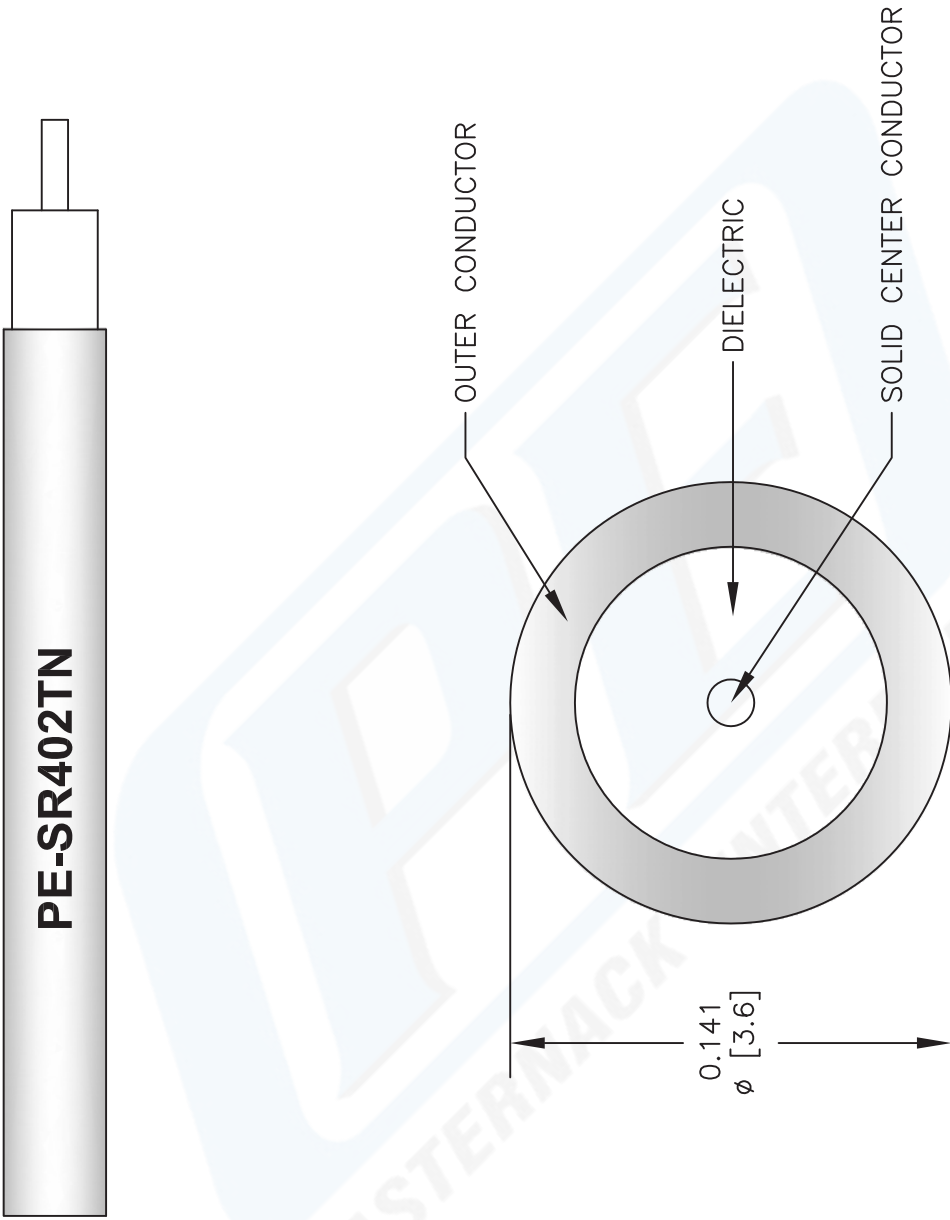
Notes: Values at 25 °C, sea level

RG402 Coax Cable with Tinned Copper Outer Conductor from Pasternack Enterprises has same day shipment for domestic and International orders. Our RF, microwave and fiber optic products maintain a 99% availability and are part of the broadest selection in the industry.

Click the following link (or enter part number in "SEARCH" on website) to obtain additional part information including price, inventory and certifications: [RG402 Tinned Coax Cable with Tinned Copper Outer Conductor PE-SR402TN](#)

URL: <http://www.pasternack.com/50-ohm-semi-rigid-rg402-tinned-tinned-copper-pe-sr402tn-p.aspx>

The information contained in this document is accurate to the best of our knowledge and representative of the part described herein. It may be necessary to make modifications to the part and/or the documentation of the part, in order to implement improvements. Pasternack reserves the right to make such changes as required. Unless otherwise stated, all specifications are nominal.



NOTES:
1. UNLESS OTHERWISE SPECIFIED ALL DIMENSIONS ARE NOMINAL.
2. ALL SPECIFICATIONS ARE SUBJECT TO CHANGE WITHOUT NOTICE AT ANY TIME.
3. DIMENSIONS ARE IN INCHES [mm].

DWG TITLE
PE-SR402TN

FSCM NO. 53919

2233

SIZE A

SCALE N/A

CAD FILE 073113



PASTERNAK®

Pasternack Enterprises, Inc.

P.O. Box 16759 | Irvine | CA | 92623

Phone: (949) 261-1920 | Fax: (949) 261-7451

Website: www.pasternack.com | E-Mail: sales@pasternack.com