



N Female Bulkhead Mount Connector Crimp/Solder Attachment for PE-C195, PE-P195, RG58, RG141, RG303, LMR-195, 0.195 inch, .640 inch DD Hole

## RF Connectors Technical Data Sheet

PE44528

### Configuration

- N Female Connector
- 50 Ohms
- Straight Body Geometry
- PE-C195, PE-P195, RG58, RG141, RG303, LMR-195, 0.195 inch Interface Type
- Crimp/Solder Attachment
- Bulkhead

### Features

- Max. Operating Frequency 11 GHz
- Gold Plated Phosphor Bronze Contact

### Applications

- General Purpose Test
- Rack and Panel Mount Applications
- Custom Cable Assemblies

### Description

Pasternack's PE44528 type N female bulkhead connector with crimp/solder attachment for PE-C195, PE-P195, RG58, RG141, RG303, LMR-195 and 0.195 inch (.640 inch DD hole) is part of our full line of RF components available for same-day shipping. Our type N female connector operates up to a maximum frequency of 11 GHz. This type N bulkhead connector allows designers to create external connections on their product enclosures, and can be used in a variety of other rack mount and panel mount applications.

Our type N female bulkhead connector PE44528 datasheet specifications and drawing with dimensions are shown below in this PDF. Pasternack's broad catalog of RF, microwave and millimeter wave connectors allows designers to configure and customize their signal connections however they like. Whether the need is to provide an I/O for a board design, or simply create a custom cable assembly configuration, Pasternack has the right connector for the job. Pasternack can also expertly build your custom cable assemblies for you and ship same-day.

### Electrical Specifications

| Description     | Minimum | Typical | Maximum | Units |
|-----------------|---------|---------|---------|-------|
| Frequency Range | DC      |         | 11      | GHz   |

### Mechanical Specifications

#### Size

|            |                    |
|------------|--------------------|
| Length     | 1.61 in [40.89 mm] |
| Width/Dia. | 0.87 in [22.10 mm] |
| Weight     | 0.11 lbs [49.9 g]  |

Click the following link (or enter part number in "SEARCH" on website) to obtain additional part information including price, inventory and certifications: [N Female Bulkhead Mount Connector Crimp/Solder Attachment for PE-C195, PE-P195, RG58, RG141, RG303, LMR-195, 0.195 inch, .640 inch DD Hole PE44528](#)



N Female Bulkhead Mount Connector Crimp/Solder Attachment for PE-C195, PE-P195, RG58, RG141, RG303, LMR-195, 0.195 inch, .640 inch DD Hole

## RF Connectors Technical Data Sheet

PE44528

### Material Specifications

| Description | Material        | Plating   |
|-------------|-----------------|-----------|
| Contact     | Phosphor Bronze | Gold      |
| Insulation  | PTFE            |           |
| Body        | Brass           | Tri-Metal |

### Environmental Specifications

#### Temperature

Operating Range -65 to +165 deg C

**Compliance Certifications** (see [product page](#) for current document)

### Plotted and Other Data

Notes:

N Female Bulkhead Mount Connector Crimp/Solder Attachment for PE-C195, PE-P195, RG58, RG141, RG303, LMR-195, 0.195 inch, .640 inch DD Hole from Pasternack Enterprises has same day shipment for domestic and International orders. Our RF, microwave and millimeter wave products maintain a 99% availability and are part of the broadest selection in the industry.

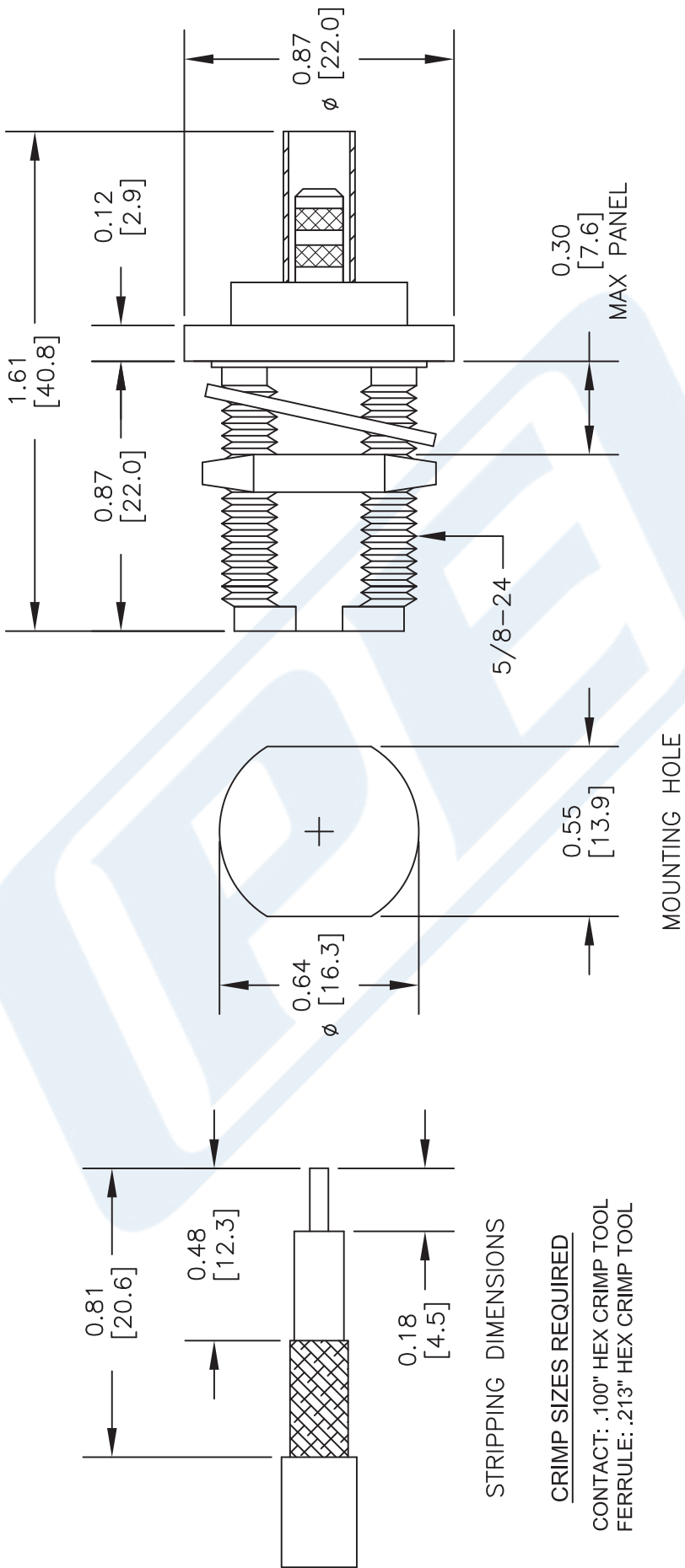
Click the following link (or enter part number in "SEARCH" on website) to obtain additional part information including price, inventory and certifications: [N Female Bulkhead Mount Connector Crimp/Solder Attachment for PE-C195, PE-P195, RG58, RG141, RG303, LMR-195, 0.195 inch, .640 inch DD Hole PE44528](#)

URL: <https://www.pasternack.com/n-female-standard-pe-c195-0.195-connector-pe44528-p.aspx>

The information contained in this document is accurate to the best of our knowledge and representative of the part described herein. It may be necessary to make modifications to the part and/or the documentation of the part, in order to implement improvements. Pasternack reserves the right to make such changes as required. Unless otherwise stated, all specifications are nominal. Pasternack does not make any representation or warranty regarding the suitability of the part described herein for any particular purpose, and Pasternack does not assume any liability arising out of the use of any part or documentation.

# PE44528 CAD Drawing

N Female Bulkhead Mount Connector Crimp/Solder Attachment for PE-C195,  
PE-P195, RG58, RG141, RG303, LMR-195, 0.195 inch, .640 inch DD Hole



- NOTES:
1. UNLESS OTHERWISE SPECIFIED ALL DIMENSIONS ARE NOMINAL.
  2. ALL SPECIFICATIONS ARE SUBJECT TO CHANGE WITHOUT NOTICE AT ANY TIME.
  3. DIMENSIONS ARE IN INCHES [mm].
  4. FITS MIL-C-17 AND EQUIVALENT CABLES.

DWG TITLE

PE44528

PASTERNAK ENTERPRISES, INC.

P.O. BOX 16759, IRVINE, CA 92623

PHONE (949) 261-1920 FAX (949) 261-7451

WEB ADDRESS: [www.pasternack.com](http://www.pasternack.com)

E-MAIL ADDRESS: [sales@pasternack.com](mailto:sales@pasternack.com)

COAXIAL & FIBER OPTICS



FSCM NO. 53919

REV. C

CAD FILE 050112

SCALE N/A

SIZE A

2233



## SMA Female Bulkhead Mount Connector Crimp/ Solder Attachment for RG58, RG303, LMR-195

### RF Connectors Technical Data Sheet

PE45138

#### Configuration

- SMA Female Connector
- MIL-STD-348A
- 50 Ohms
- Straight Body Geometry
- RG58, RG303, LMR-195 Interface Type
- Crimp/Solder Attachment
- Bulkhead

#### Electrical Specifications

| Description            | Minimum | Typical | Maximum | Units |
|------------------------|---------|---------|---------|-------|
| Frequency Range        | DC      |         | 12.4    | GHz   |
| VSWR                   |         |         | 1.3:1   |       |
| Operating Voltage (AC) |         |         | 500     | Vrms  |

#### Mechanical Specifications

|             |                    |
|-------------|--------------------|
| <b>Size</b> |                    |
| Length      | 0.882 in [22.4 mm] |
| Width/Dia.  | 0.315 in [8.00 mm] |
| Weight      | 0.041 lbs [18.6 g] |

#### Material Specifications

| Description     | Material         | Plating                 |
|-----------------|------------------|-------------------------|
| Contact         | Beryllium Copper | Gold<br>50μ in. minimum |
| Insulation      | Teflon           |                         |
| Outer Conductor | Brass            | Gold<br>3μ in. minimum  |
| Body            | Brass            | Gold<br>3μ in. minimum  |

#### Environmental Specifications

##### Temperature

|                 |                  |
|-----------------|------------------|
| Operating Range | -65 to 165 deg C |
|-----------------|------------------|

Click the following link (or enter part number in "SEARCH" on website) to obtain additional part information including price, inventory and certifications: [SMA Female Bulkhead Mount Connector Crimp/Solder Attachment for RG58, RG303, LMR-195 PE45138](#)



## SMA Female Bulkhead Mount Connector Crimp/ Solder Attachment for RG58, RG303, LMR-195

### RF Connectors Technical Data Sheet

PE45138

#### Compliance Certifications (visit [www.Pasternack.com](http://www.Pasternack.com) for current document)

RoHS Compliant

REACH Compliant

12/17/2014

#### Plotted and Other Data

Notes:

SMA Female Bulkhead Mount Connector Crimp/Solder Attachment for RG58, RG303, LMR-195 from Pasternack Enterprises has same day shipment for domestic and International orders. Our RF, microwave and millimeter wave products maintain a 99% availability and are part of the broadest selection in the industry.

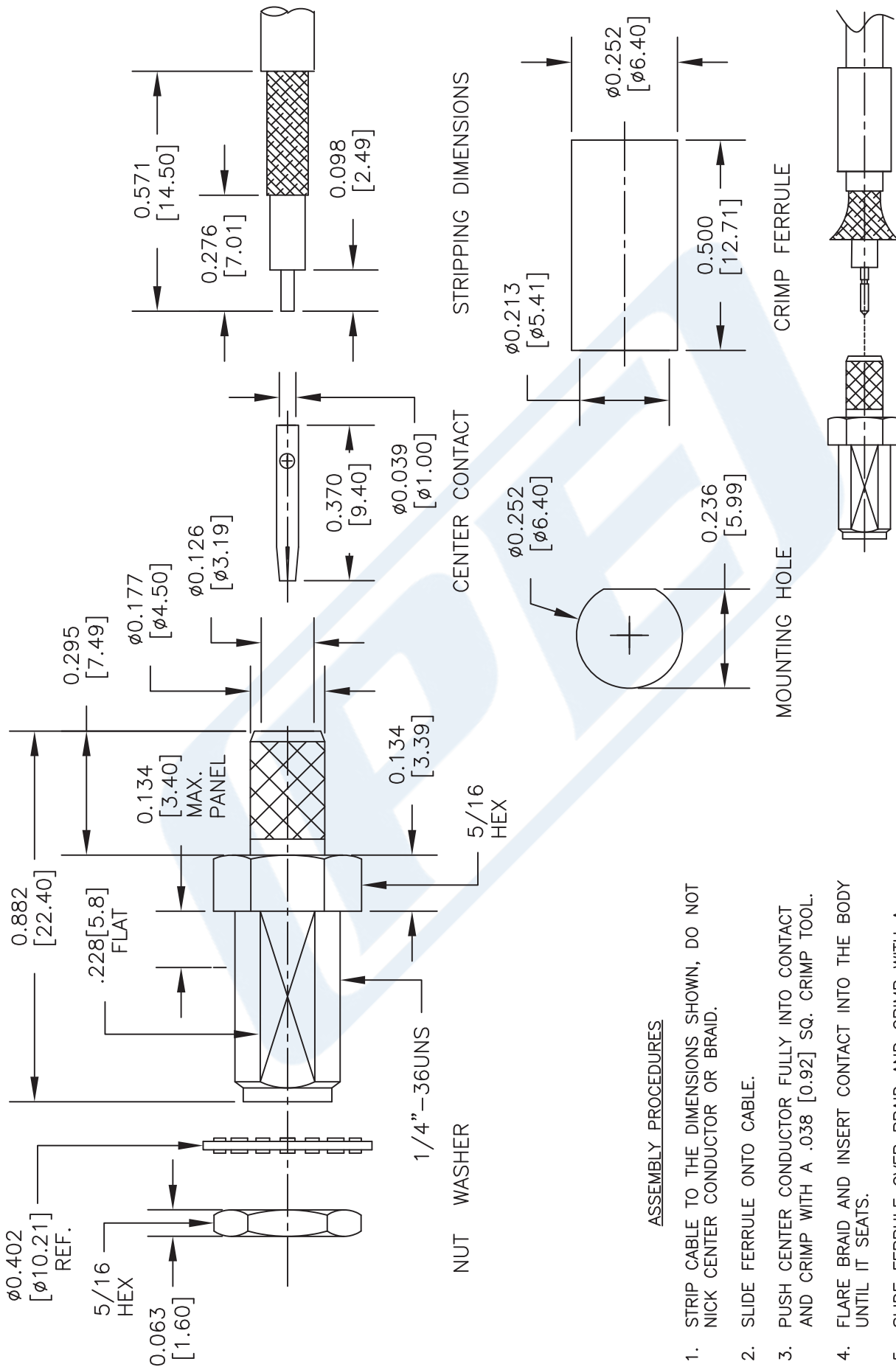
Click the following link (or enter part number in "SEARCH" on website) to obtain additional part information including price, inventory and certifications: [SMA Female Bulkhead Mount Connector Crimp/Solder Attachment for RG58, RG303, LMR-195 PE45138](http://www.pasternack.com/sma-female-rg58-rg303-lmr-195-connector-pe45138-p.aspx)

URL: <http://www.pasternack.com/sma-female-rg58-rg303-lmr-195-connector-pe45138-p.aspx>

The information contained in this document is accurate to the best of our knowledge and representative of the part described herein. It may be necessary to make modifications to the part and/or the documentation of the part, in order to implement improvements. Pasternack reserves the right to make such changes as required. Unless otherwise stated, all specifications are nominal. Pasternack does not make any representation or warranty regarding the suitability of the part described herein for any particular purpose, and Pasternack does not assume any liability arising out of the use of any part or documentation.

# PE45138 CAD Drawing

SMA Female Bulkhead Mount Connector Crimp/Solder  
Attachment for RG58, RG303, LMR-195



NOTES:  
1. UNLESS OTHERWISE SPECIFIED ALL DIMENSIONS ARE NOMINAL.  
2. ALL SPECIFICATIONS ARE SUBJECT TO CHANGE WITHOUT NOTICE AT ANY TIME.  
3. DIMENSIONS ARE IN INCHES [mm].

DWG TITLE  
**PE45138**

FSCM NO. 53919

CAD FILE 111015

SCALE N/A

SIZE A

150

**PE PASTERNAK**  
THE ENGINEER'S RF SOURCE

Pasternack Enterprises, Inc.  
P.O. Box 16759 | Irvine | CA | 92623  
Phone: (949) 261-1920 | Fax: (949) 261-7451  
Website: www.pasternack.com | E-Mail: sales@pasternack.com



## Low Loss Flexible RG58 Type Coax Cable Double Shielded with Black PE Jacket

### RF Cables Technical Data Sheet

PE-C195

#### Configuration

- Low Loss Flexible Cable
- 2 Shield(s)

#### Features

- Low Loss
- Double Shielded
- PE Jacket
- Velocity of Propagation 80%
- Shielding Effectiveness > 90 dB

#### Applications

- Antenna Feeds
- Wireless Systems
- Direct Burial
- Communication Systems
- Indoor / Outdoor Uses
- Jumper Cable Assemblies

#### Description

Flexible coaxial cable are ideal for applications where tight bends and continual flexure are required. Pasternack's PE-C195 is a low loss flexible RG58 type coax cable with PE jacket. The double shielding of this low loss cable provides better electrical performance than the standard RG-58 cable including excellent shielding effectiveness of better than 90 dB. This Pasternack cable's PE jacket makes it suitable for indoor/outdoor uses and direct burial applications. PE-C195 RG58 type datasheet specifications and outline drawing for this flexible cable are shown in the PDF below.

Pasternack carries a wide range of cables ready to ship same day to fit your needs. They are available in corrugated, flexible, formable or semi-rigid versions with different constructions of conductor materials, dielectric materials, shielding configurations and jacket materials. Our cables are designed to fit a wide range of performance criteria including attenuation, operating temperature, environmental factor, and power capability.

#### Electrical Specifications

| Description             | Minimum | Typical      | Maximum | Units        |
|-------------------------|---------|--------------|---------|--------------|
| Frequency Range         | DC      |              | 5.8     | GHz          |
| Cutoff Frequency        |         | 41           |         | GHz          |
| Impedance               |         | 50           |         | Ohms         |
| Velocity of Propagation |         | 80           |         | %            |
| Shielding Effectiveness | 90      |              |         | dB           |
| Jacket Spark            |         |              | 5,000   | Vrms         |
| Nominal Capacitance     |         | 25.4 [83.33] |         | pF/ft [pF/m] |
| Input Power (Peak)      |         |              | 2.5     | KWatts       |

Click the following link (or enter part number in "SEARCH" on website) to obtain additional part information including price, inventory and certifications: [Low Loss Flexible RG58 Type Coax Cable Double Shielded with Black PE Jacket PE-C195](#)

## Low Loss Flexible RG58 Type Coax Cable Double Shielded with Black PE Jacket

### RF Cables Technical Data Sheet

PE-C195

#### Performance by Frequency Band

| Description           | F1    | F2    | F3    | F4    | F5    | Units    |
|-----------------------|-------|-------|-------|-------|-------|----------|
| Frequency             | 0.15  | 0.22  | 0.45  | 0.9   | 1.5   | GHz      |
| Attenuation, Max      | 4.4   | 5.4   | 7.8   | 11.1  | 14.5  | dB/100ft |
|                       | 14.44 | 17.72 | 25.59 | 36.42 | 47.57 | dB/100m  |
| Attenuation, Typ      | 4.3   | 5.2   | 7.5   | 10.7  | 13.4  | dB/100ft |
|                       | 14.11 | 17.06 | 24.61 | 35.1  | 43.96 | dB/100m  |
| Input Power (CW), Max | 350   | 290   | 200   | 140   | 110   | Watts    |

| Description           | F6    | F7    | F8    | F9    | F10 | Units    |
|-----------------------|-------|-------|-------|-------|-----|----------|
| Frequency             | 1.8   | 2     | 2.5   | 5.8   |     | GHz      |
| Attenuation, Max      | 16    | 16.9  | 19    | 29.9  |     | dB/100ft |
|                       | 52.49 | 55.45 | 62.34 | 98.1  |     | dB/100m  |
| Attenuation, Typ      | 15.3  | 16.1  | 18.1  | 28.2  |     | dB/100ft |
|                       | 50.2  | 52.82 | 59.38 | 92.52 |     | dB/100m  |
| Input Power (CW), Max | 100   | 90    | 80    | 50    |     | Watts    |

#### Mechanical Specifications

|                                 |                          |
|---------------------------------|--------------------------|
| Diameter                        | 0.195 in [4.95 mm]       |
| Weight                          | 0.021 lbs/ft [0.03 Kg/m] |
| Min. Bend Radius (Installation) | 0.5 in [12.7 mm]         |
| Min. Bend Radius (Repeated)     | 2 in [50.8 mm]           |

#### Construction Specifications

| Description     | Material and Plating | Diameter           |
|-----------------|----------------------|--------------------|
| Inner Conductor | Copper, 1 Strands    | 0.037 in [0.94 mm] |
| Conductor Type  | Solid                |                    |
| Dielectric      | PE (F)               | 0.11 in [2.79 mm]  |
| First Shield    | Aluminum Tape        |                    |

Click the following link (or enter part number in "SEARCH" on website) to obtain additional part information including price, inventory and certifications: [Low Loss Flexible RG58 Type Coax Cable Double Shielded with Black PE Jacket PE-C195](#)





## Low Loss Flexible RG58 Type Coax Cable Double Shielded with Black PE Jacket

### RF Cables Technical Data Sheet

PE-C195

|               |                     |                    |
|---------------|---------------------|--------------------|
| Second Shield | Tinned Copper Braid | 0.139 in [3.53 mm] |
| Jacket        | PE, Black           | 0.195 in [4.95 mm] |

#### Environmental Specifications

##### Temperature

|                    |                  |
|--------------------|------------------|
| Operating Range    | -40 to +85 deg C |
| Installation Range | -70 to +85 deg C |
| Storage Range      | -40 to +85 deg C |

#### Compliance Certifications (see [product page](#) for current document)

#### Plotted and Other Data

##### Notes:

Low Loss Flexible RG58 Type Coax Cable Double Shielded with Black PE Jacket from Pasternack Enterprises has same day shipment for domestic and International orders. Our RF, microwave and millimeter wave products maintain a 99.4% availability and are part of the broadest selection in the industry.

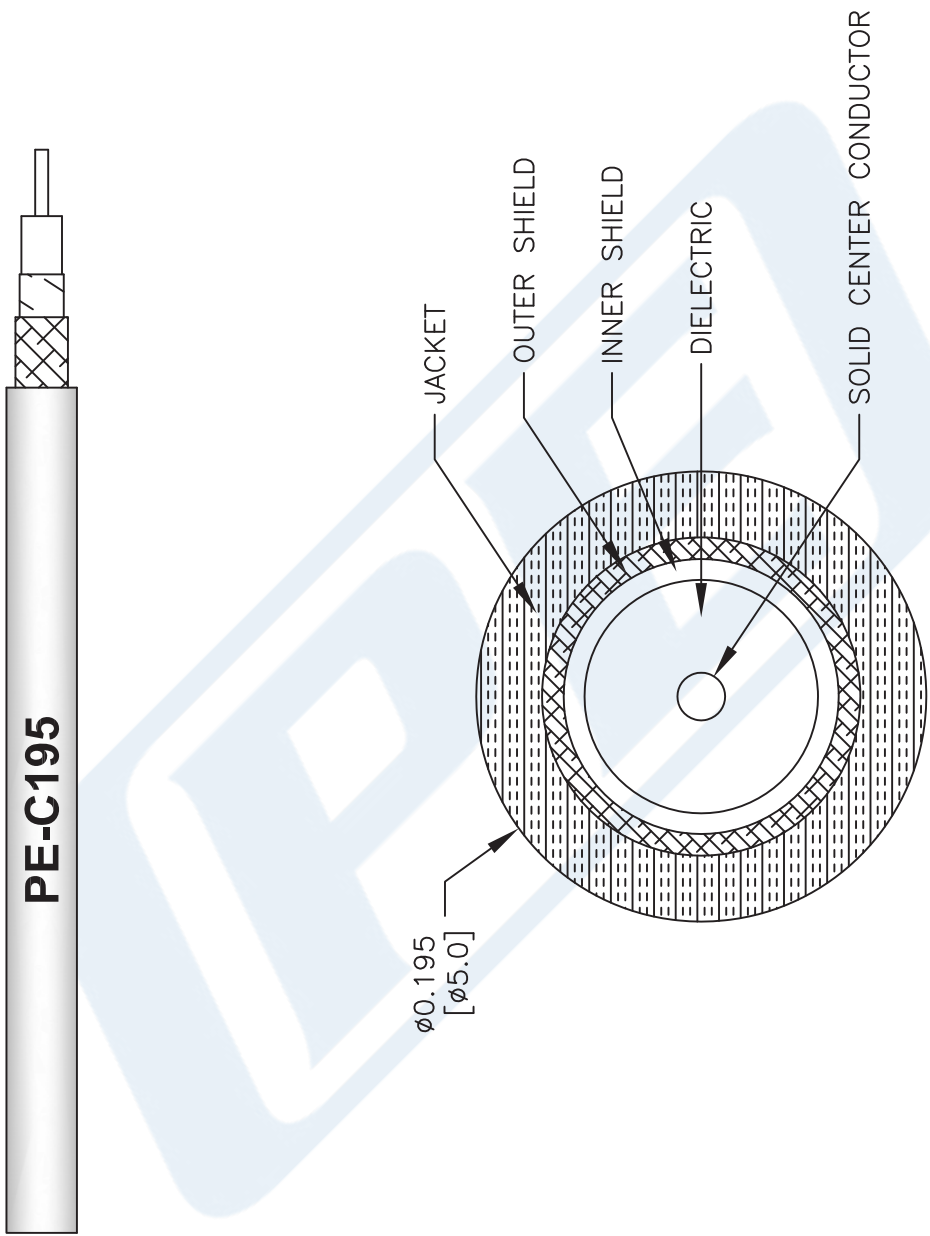
Click the following link (or enter part number in "SEARCH" on website) to obtain additional part information including price, inventory and certifications: [Low Loss Flexible RG58 Type Coax Cable Double Shielded with Black PE Jacket PE-C195](#)

URL: <https://www.pasternack.com/flexible-0.195-50-ohm-coax-cable-pe-jacket-pe-c195-p.aspx>

The information contained in this document is accurate to the best of our knowledge and representative of the part described herein. It may be necessary to make modifications to the part and/or the documentation of the part, in order to implement improvements. Pasternack reserves the right to make such changes as required. Unless otherwise stated, all specifications are nominal. Pasternack does not make any representation or warranty regarding the suitability of the part described herein for any particular purpose, and Pasternack does not assume any liability arising out of the use of any part or documentation.

PE-C195 CAD Drawing

Low Loss Flexible RG58 Type Coax Cable Double Shielded with Black PE Jacket



NOTES:  
1. UNLESS OTHERWISE SPECIFIED ALL DIMENSIONS ARE NOMINAL.  
2. ALL SPECIFICATIONS ARE SUBJECT TO CHANGE WITHOUT NOTICE AT ANY TIME.  
3. DIMENSIONS ARE IN INCHES [mm].

DWG TITLE  
**PE-C195**

CAD FILE 111716 SCALE N/A SIZE A 41742

FSCM NO. 53919

**P****E** **PASTERNAK®**  
THE ENGINEER'S RF SOURCE  
Pasternack Enterprises, Inc.  
P.O. Box 16759 | Irvine | CA | 92623  
Phone: (949) 261-1920 | Fax: (949) 261-7451  
Website: www.pasternack.com | E-Mail: sales@pasternack.com