



N Male Connector Clamp/Solder Attachment
For PE-SR401AL, PE-SR401FL, RG401

TECHNICAL DATA SHEET

PE4434

Configuration

Connector	N Male
Connector Interface Type	PE-SR401AL, PE-SR401FL, RG401
Attachment Method (Shield/Contact)	Clamp/Solder
Body Style	Straight

Electrical Specifications

Impedance	50 Ohms
-----------	---------

Mechanical Specifications

Size

Length	1.5 in [38.1 mm]
Width/Dia.	0.75 in [19.05 mm]
Weight	0.151 lbs [68.49 g]

Connector

Type	N Male
Contact Material and Plating	Brass, Gold
Body Material and Plating	Brass, Nickel
Dielectric Type	Teflon

Compliance Certifications (visit www.Pasternack.com for current document)

RoHS Compliant

Plotted and Other Data

Notes:

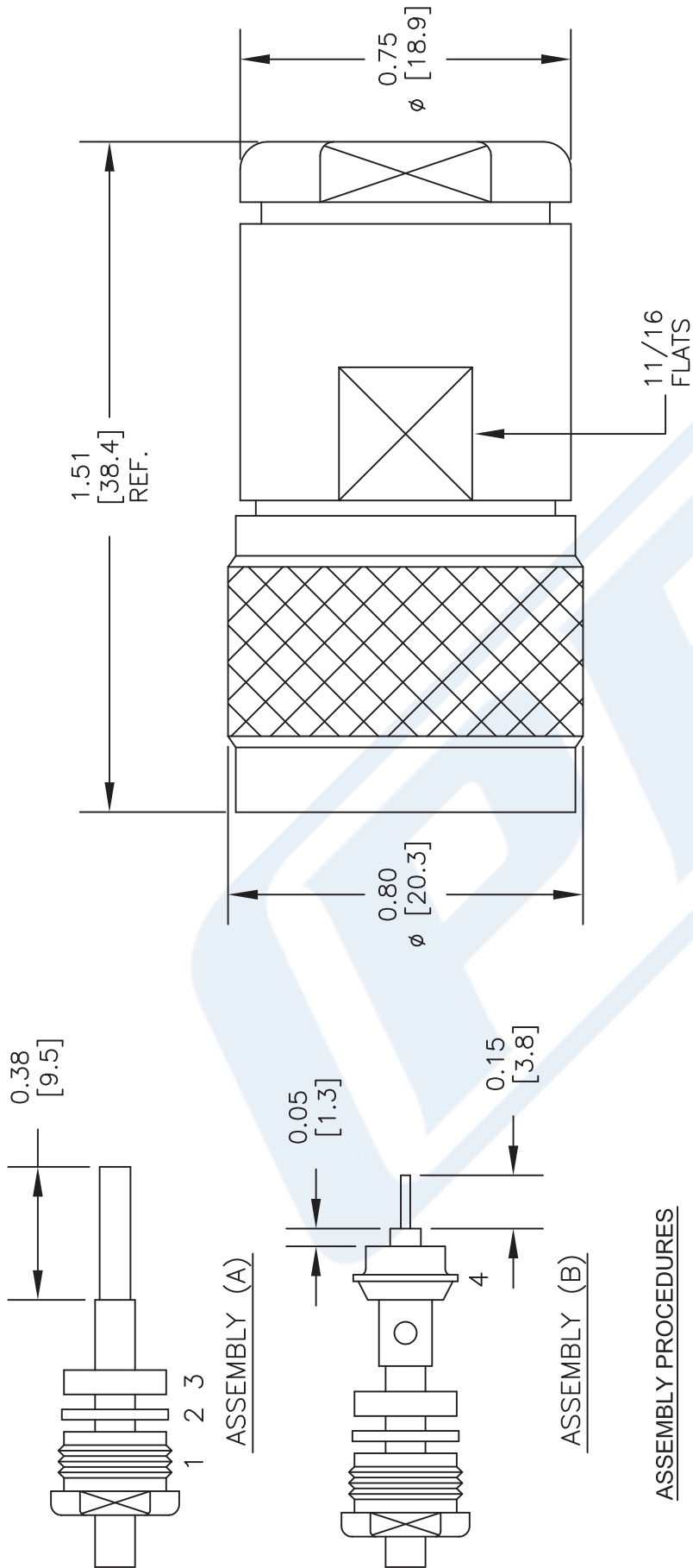
- Values at +25 °C, sea level

N Male Connector Clamp/Solder Attachment For PE-SR401AL, PE-SR401FL, RG401 from Pasternack Enterprises has same day shipment for domestic and International orders. Our RF, microwave and millimeter wave products maintain a 99% availability and are part of the broadest selection in the industry.

Click the following link (or enter part number in "SEARCH" on website) to obtain additional part information including price, inventory and certifications: [N Male Connector Clamp/Solder Attachment For PE-SR401AL, PE-SR401FL, RG401 PE4434](http://www.pasternack.com/n-male-standard-pe-sr401al-pe-sr401fl-rg401-connector-pe4434-p.aspx)

URL: <http://www.pasternack.com/n-male-standard-pe-sr401al-pe-sr401fl-rg401-connector-pe4434-p.aspx>

The information contained in this document is accurate to the best of our knowledge and representative of the part described herein. It may be necessary to make modifications to the part and/or the documentation of the part, in order to implement improvements. Pasternack reserves the right to make such changes as required. Unless otherwise stated, all specifications are nominal. Pasternack does not make any representation or warranty regarding the suitability of the part described herein for any particular purpose, and Pasternack does not assume any liability arising out of the use of any part or documentation.



ASSEMBLY PROCEDURES

1. SLIDE CLAMP NUT (1), WASHER (2) & GASKET (3) OVER CABLE. STRIP CABLE AS SHOWN IN ASSEMBLY (A). DO NOT CUT DIELECTRIC.
2. SLIDE ADAPTER (4) OVER CABLE UNTIL ADAPTER (4) BOTTOMS ON OUTER CONDUCTOR. SOLDER ADAPTER (4) TO OUTER CONDUCTOR USING MINIMUM HEAT.
3. STRIP CABLE AS SHOWN IN ASSEMBLY (B). SOLDER CONTACT TO CENTER CONDUCTOR. SLIDE ASSEMBLY FORWARD & TIGHTEN TO BODY.

DWG TITLE

PE4434

NOTES:

1. UNLESS OTHERWISE SPECIFIED ALL DIMENSIONS ARE NOMINAL.
2. ALL SPECIFICATIONS ARE SUBJECT TO CHANGE WITHOUT NOTICE AT ANY TIME.
3. DIMENSIONS ARE IN INCHES [mm].
4. FITS MIL-C-17 AND EQUIVALENT CABLES.

FSCM NO. 53919

CAD FILE 050614

SCALE N/A

SIZE A 2233

PE PASTERNAK
THE ENGINEER'S RF SOURCE

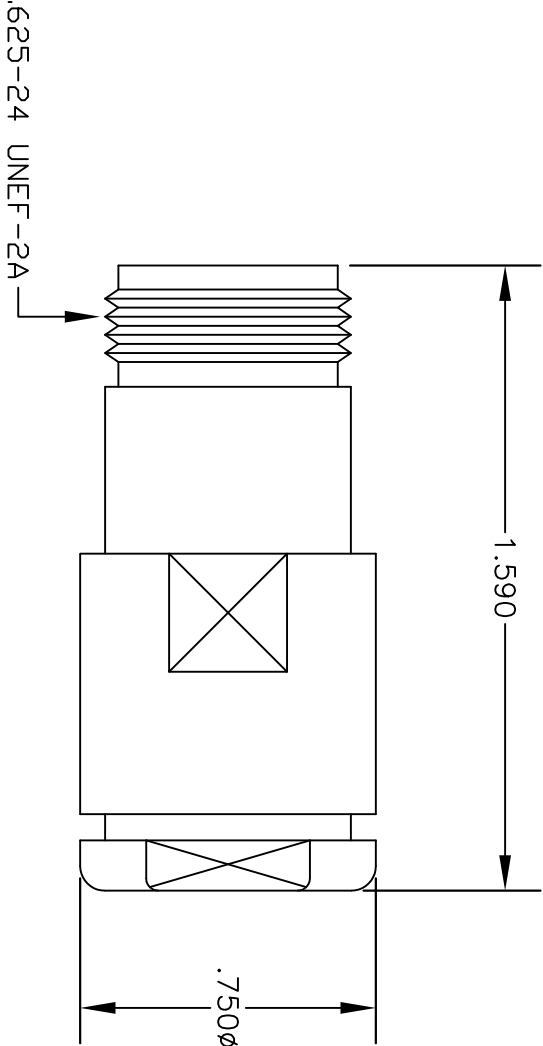
Pasternack Enterprises, Inc.

P.O. Box 16759 | Irvine | CA | 92623

Phone: (949) 261-1920 | Fax: (949) 261-7451

Website: www.pasternack.com | E-Mail: sales@pasternack.com

MATERIALS			
BODY		BRASS NICKEL PLATED	
CONTACT		SILVER PLATED	
INSULATOR		PTFE	
SOLDER ADAPTER		GOLD PLATED	

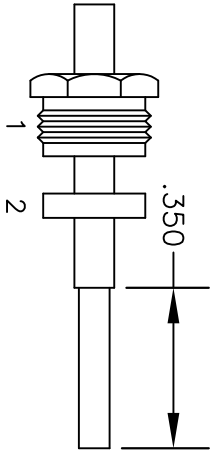


ASSEMBLY PROCEDURES

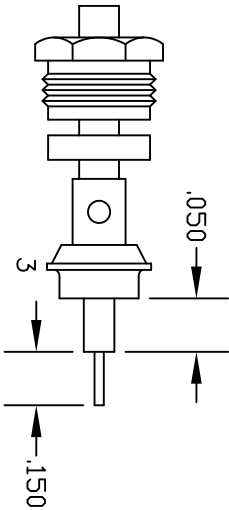
1. SLIDE CLAMP NUT (1) & GASKET (2) OVER CABLE. STRIP CABLE AS SHOWN IN ASSEMBLY (A). DO NOT CUT DIELECTRIC.

2. SLIDE ADAPTER (3) OVER CABLE UNTIL ADAPTER (3) BOTTOMS ON OUTER CONDUCTOR. SOLDER ADAPTER (3) TO OUTER CONDUCTOR USING MINIMUM HEAT.

3. STRIP CABLE AS SHOWN IN ASSEMBLY (B). SOLDER CONTACT TO CENTER CONDUCTOR. SLIDE ASSEMBLY FORWARD & TIGHTEN TO BODY.



ASSEMBLY (A)



ASSEMBLY (B)



PASTERMACK ENTERPRISES®
ESTABLISHED 1972

COAXIAL & FIBER OPTICS

DES. N FEMALE, SOLDERCLAMP ATTACHMENT
FOR RG401, PE-SR401AL & PE-SR401FL

PASTERMACK ENTERPRISES, INC.
P.O. BOX 16759, IRVINE, CA 92623
PHONE (949) 261-1920 FAX (949) 261-7451
WEB ADDRESS: www.pastermack.com
E-MAIL ADDRESS: sales@pastermack.com

DWG TITLE		DES.	
PE4439			
SIZE A	FSCM NO. 53919	CAD FILE	052202
		SCALE	N/A
			127

NOTES:
1. UNLESS OTHERWISE SPECIFIED ALL DIMENSIONS ARE NOMINAL.
2. ALL SPECIFICATIONS ARE SUBJECT TO CHANGE WITHOUT NOTICE AT ANY TIME.



Formable 250 Semi-rigid Coax Cable with Tinned Copper Braid Outer Conductor

TECHNICAL DATA SHEET

PE-SR401FL

Formable 250 Semi-rigid Coax Cable with Tinned Copper Braid Outer Conductor

Configuration

Inner Conductor Material and Plating	Copper, Silver
Dielectric Type	PTFE
Shield Materials	Tinned Copper Braid

Electrical Specifications

Impedance, Ohms	50
Velocity of Propagation, %	69.5
Maximum Operating Frequency, GHz	18
Capacitance, pF/ft [pF/m]	29 [95.14]
Maximum Operating Voltage, Volts	3,500

Electrical Specifications by Frequency

Frequency 1

Frequency, MHz	500
Attenuation, dB/100ft [dB/100m]	5.2 [17.06]

Frequency 2

Frequency, MHz	1000
Attenuation, dB/100ft [dB/100m]	7.6 [24.93]

Frequency 3

Frequency, GHz	5
Attenuation, dB/100ft [dB/100m]	19.2 [62.99]

Frequency 4

Frequency, GHz	10
Attenuation, dB/100ft [dB/100m]	29.9 [98.1]

Frequency 5

Frequency, GHz	18
Attenuation, dB/100ft [dB/100m]	44.2 [145.01]

Mechanical Specifications

Temperature

Operating Range, deg C	-55 to +125
------------------------	-------------

Click the following link (or enter part number in "SEARCH" on website) to obtain additional part information including price, inventory and certifications: [Formable 250 Semi-rigid Coax Cable with Tinned Copper Braid Outer Conductor PE-SR401FL](#)

The information contained in this document is accurate to the best of our knowledge and representative of the part described herein. It may be necessary to make modifications to the part and/or the documentation of the part, in order to implement improvements. Pasternack reserves the right to make such changes as required. Unless otherwise stated, all specifications are nominal.



Formable 250 Semi-rigid Coax Cable with Tinned Copper Braid Outer Conductor

TECHNICAL DATA SHEET

PE-SR401FL

Inner Conductor

Number of Strands	1
Material	Copper
Plating	Silver
Diameter, in [mm]	0.066 [1.68]

Dielectric:

Type	PTFE
Diameter, in [mm]	0.21 [5.33]

Shield:

Number of	1
Material 1	Tinned Copper Braid
Diameter, in [mm]	0.25 [6.35]

Jacket:

One Time Minimum Bend Radius, in [mm]	1.18 [29.97]
Repeated Minimum Bend Radius, in [mm]	4.7 [119.38]
Weight, lbs/ft [Kg/m]	0.088 [0.13]

Compliance Certifications (visit www.Pasternack.com for current document)

RoHS Compliant	Yes
----------------	-----

Plotted and Other Data

Notes:	Values at 25 °C, sea level
--------	----------------------------

Formable 250 Semi-rigid Coax Cable with Tinned Copper Braid Outer Conductor from Pasternack Enterprises has same day shipment for domestic and International orders. Our RF, microwave and fiber optic products maintain a 99% availability and are part of the broadest selection in the industry.

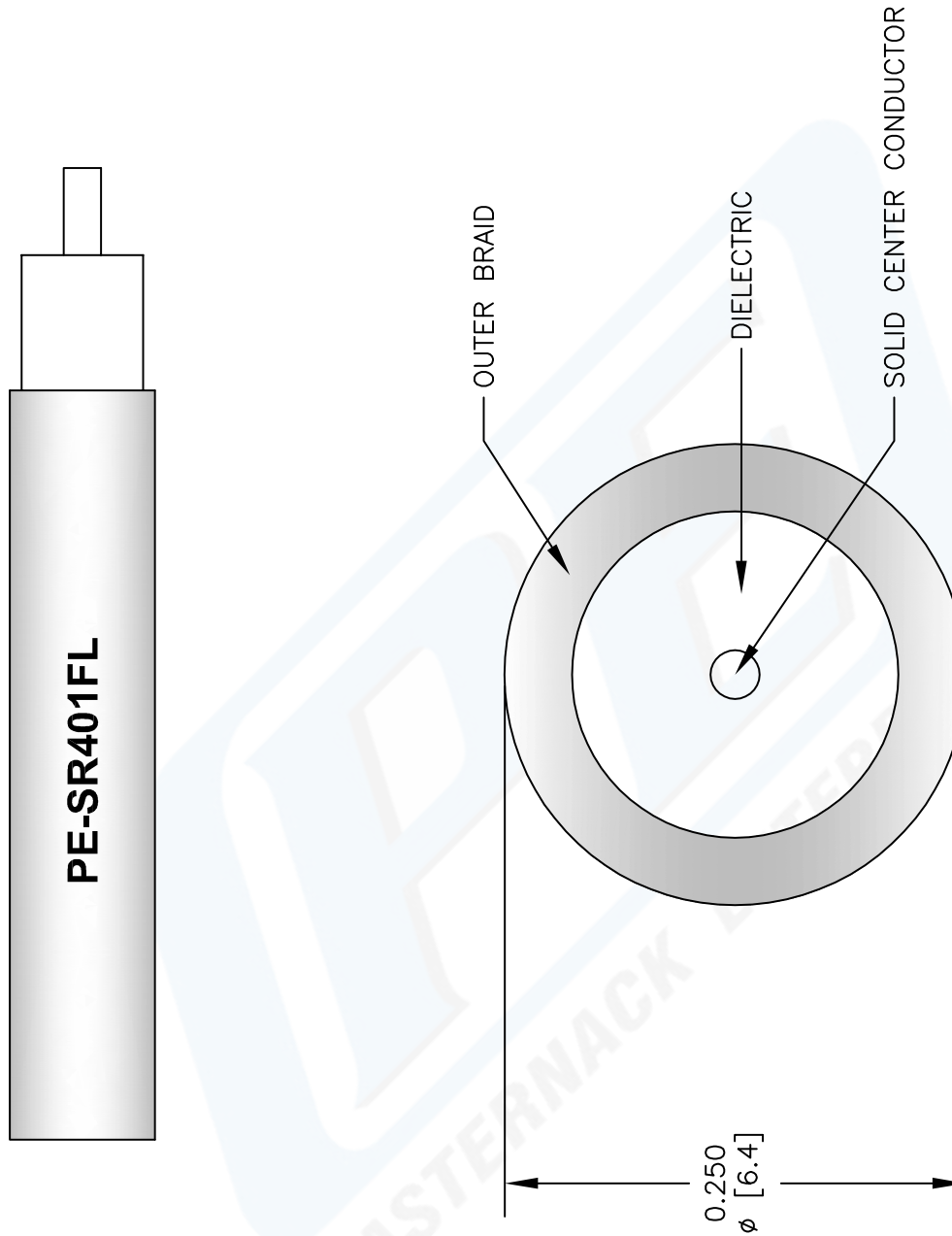
Click the following link (or enter part number in "SEARCH" on website) to obtain additional part information including price, inventory and certifications: [Formable 250 Semi-rigid Coax Cable with Tinned Copper Braid Outer Conductor PE-SR401FL](#)

URL: <http://www.pasternack.com/formable-0.250-semirigid-replacement-50-ohm-coax-cable-tinned-braid-pe-sr401fl-p.aspx>

The information contained in this document is accurate to the best of our knowledge and representative of the part described herein. It may be necessary to make modifications to the part and/or the documentation of the part, in order to implement improvements. Pasternack reserves the right to make such changes as required. Unless otherwise stated, all specifications are nominal.

PE-SR401FL CAD Drawing

Formable 250 Semi-rigid Coax Cable with Tinned Copper Braid Outer Conductor



NOTES:
 1. UNLESS OTHERWISE SPECIFIED ALL DIMENSIONS ARE NOMINAL.
 2. ALL SPECIFICATIONS ARE SUBJECT TO CHANGE WITHOUT NOTICE AT ANY TIME.
 3. DIMENSIONS ARE IN INCHES [mm].

DWG TITLE
PE-SR401FL

REV. B FSCM NO. 53919

147

SIZE A

SCALE N/A

CAD FILE 072408-B

PASTERNACK®
 Pasternack Enterprises, Inc.
 P.O. Box 16759 | Irvine | CA | 92623
 Phone: (949) 261-1920 | Fax: (949) 261-7451
 Website: www.pasternack.com | E-Mail: sales@pasternack.com