



QN Female Bulkhead Connector Crimp/Solder
Attachment For RG213, RG215, .500 inch Diameter

TECHNICAL DATA SHEET

PE44607

QN Female Bulkhead Connector Crimp/Solder Attachment For RG213, RG215, .500 inch Diameter

Configuration

| | |
|--|--------------|
| Connector | QN Female |
| Connector Interface Type | RG213, RG215 |
| Cable Attachment Method (Shield/Contact) | Crimp/Solder |
| Body Style | Straight |
| Mount Method | Bulkhead |

Electrical Specifications

| | |
|---------------------------------------|----------|
| Frequency Range, GHz | DC to 11 |
| Impedance, Ohms | 50 |
| Maximum Return Loss, dB | 0.17 |
| Maximum Operating Voltage, Volts | 1,000 |
| Dielectric Withstanding Voltage, Vrms | 2,500 |

Frequency 1

| | |
|--------------------|-------------|
| Frequency, MHz | DC to 1,000 |
| Return Loss, dB | 33 |
| Insertion Loss, dB | 0.05 |

Frequency 2

| | |
|--------------------|----------|
| Frequency, GHz | 1 to 2.5 |
| Return Loss, dB | 31 |
| Insertion Loss, dB | 0.08 |

Frequency 3

| | |
|--------------------|----------|
| Frequency, GHz | 2.5 to 6 |
| Return Loss, dB | 22 |
| Insertion Loss, dB | 0.12 |

Mechanical Specifications

Temperature

| | |
|------------------------|-------------|
| Operating Range, deg C | -40 to +125 |
|------------------------|-------------|

Size

| | |
|---------------------|---------------|
| Length, in [mm] | 1.68 [42.67] |
| Width/Dia., in [mm] | 0.67 [17.02] |
| Weight, lbs [g] | 0.096 [43.54] |

Click the following link (or enter part number in "SEARCH" on website) to obtain additional part information including price, inventory and certifications: [QN Female Bulkhead Connector Crimp/Solder Attachment For RG213, RG215, .500 inch Diameter PE44607](#)

The information contained in this document is accurate to the best of our knowledge and representative of the part described herein. It may be necessary to make modifications to the part and/or the documentation of the part, in order to implement improvements. Pasternack reserves the right to make such changes as required. Unless otherwise stated, all specifications are nominal.



QN Female Bulkhead Connector Crimp/Solder
Attachment For RG213, RG215, .500 inch Diameter

TECHNICAL DATA SHEET

PE44607

Connector

| | |
|-------------------------------|---------------------|
| Type | QN Female |
| Mating Cycles | 100 |
| Contact Material and Plating | Spring Bronze, Gold |
| Contact Plating Specification | 6µ in. minimum |
| Body Material and Plating | Brass, Tri-Metal |
| Dielectric Type | PTFE |

Compliance Certifications (visit www.Pasternack.com for current document)

| | |
|----------------|-----|
| RoHS Compliant | Yes |
|----------------|-----|

Plotted and Other Data

| | |
|--------|----------------------------|
| Notes: | Values at 25 °C, sea level |
|--------|----------------------------|

QN Female Bulkhead Connector Crimp/Solder Attachment For RG213, RG215, .500 inch Diameter from Pasternack Enterprises has same day shipment for domestic and International orders. Our RF, microwave and fiber optic products maintain a 99% availability and are part of the broadest selection in the industry.

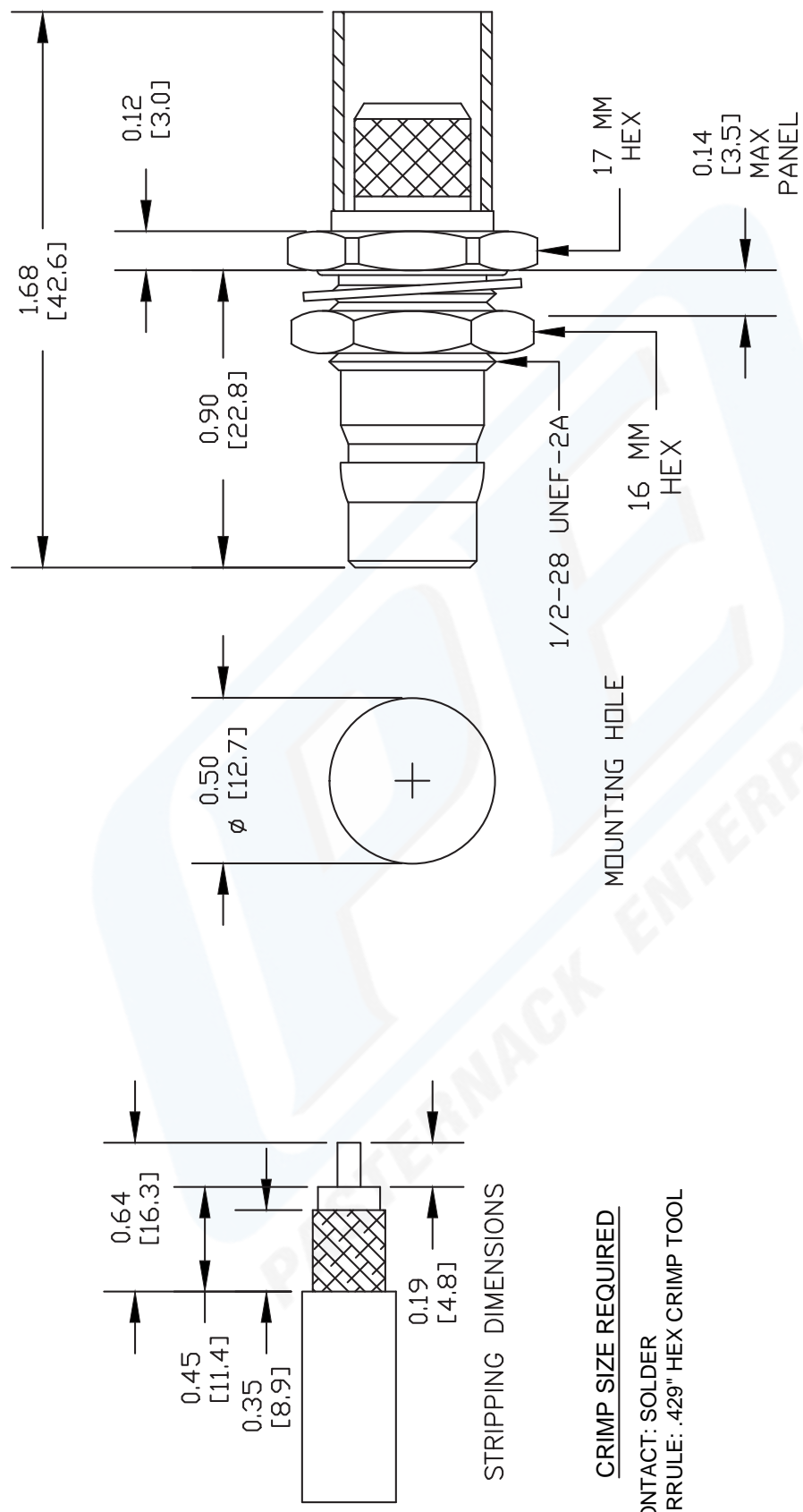
Click the following link (or enter part number in "SEARCH" on website) to obtain additional part information including price, inventory and certifications: [QN Female Bulkhead Connector Crimp/Solder Attachment For RG213, RG215, .500 inch Diameter PE44607](http://www.pasternack.com/qn-female-standard-rg213-rg215-connector-pe44607-p.aspx)

URL: <http://www.pasternack.com/qn-female-standard-rg213-rg215-connector-pe44607-p.aspx>

The information contained in this document is accurate to the best of our knowledge and representative of the part described herein. It may be necessary to make modifications to the part and/or the documentation of the part, in order to implement improvements. Pasternack reserves the right to make such changes as required. Unless otherwise stated, all specifications are nominal.

PE44607 CAD Drawing

QN Female Bulkhead Connector Crimp/Solder Attachment
For RG213, RG215, .500 inch Diameter



NOTES:
1. UNLESS OTHERWISE SPECIFIED ALL DIMENSIONS ARE NOMINAL.
2. ALL SPECIFICATIONS ARE SUBJECT TO CHANGE WITHOUT NOTICE AT ANY TIME.
3. DIMENSIONS ARE IN INCHES [mm].
4. FITS MIL-C-17 AND EQUIVALENT CABLES.

DWG TITLE
PE44607

PE PASTERNAK®
Pasternack Enterprises, Inc.
P.O. Box 16759 | Irvine | CA | 92623
Phone: (949) 261-1920 | Fax: (949) 261-7451
Website: www.pasternack.com | E-Mail: sales@pasternack.com

| | | | | | |
|--------|----------------|-----------------|-----------|--------|------|
| REV. A | FSCM NO. 53919 | CAD FILE 090911 | SCALE N/A | SIZE A | 2231 |
|--------|----------------|-----------------|-----------|--------|------|



QN Female Bulkhead Connector Crimp/Solder
Attachment For RG213, RG215, .500 inch Diameter

TECHNICAL DATA SHEET

PE44607

QN Female Bulkhead Connector Crimp/Solder Attachment For RG213, RG215, .500 inch Diameter

Configuration

| | |
|--|--------------|
| Connector | QN Female |
| Connector Interface Type | RG213, RG215 |
| Cable Attachment Method (Shield/Contact) | Crimp/Solder |
| Body Style | Straight |
| Mount Method | Bulkhead |

Electrical Specifications

| | |
|---------------------------------------|----------|
| Frequency Range, GHz | DC to 11 |
| Impedance, Ohms | 50 |
| Maximum Return Loss, dB | 0.17 |
| Maximum Operating Voltage, Volts | 1,000 |
| Dielectric Withstanding Voltage, Vrms | 2,500 |

Frequency 1

| | |
|--------------------|-------------|
| Frequency, MHz | DC to 1,000 |
| Return Loss, dB | 33 |
| Insertion Loss, dB | 0.05 |

Frequency 2

| | |
|--------------------|----------|
| Frequency, GHz | 1 to 2.5 |
| Return Loss, dB | 31 |
| Insertion Loss, dB | 0.08 |

Frequency 3

| | |
|--------------------|----------|
| Frequency, GHz | 2.5 to 6 |
| Return Loss, dB | 22 |
| Insertion Loss, dB | 0.12 |

Mechanical Specifications

Temperature

| | |
|------------------------|-------------|
| Operating Range, deg C | -40 to +125 |
|------------------------|-------------|

Size

| | |
|---------------------|---------------|
| Length, in [mm] | 1.68 [42.67] |
| Width/Dia., in [mm] | 0.67 [17.02] |
| Weight, lbs [g] | 0.096 [43.54] |

Click the following link (or enter part number in "SEARCH" on website) to obtain additional part information including price, inventory and certifications: [QN Female Bulkhead Connector Crimp/Solder Attachment For RG213, RG215, .500 inch Diameter PE44607](#)

The information contained in this document is accurate to the best of our knowledge and representative of the part described herein. It may be necessary to make modifications to the part and/or the documentation of the part, in order to implement improvements. Pasternack reserves the right to make such changes as required. Unless otherwise stated, all specifications are nominal.



QN Female Bulkhead Connector Crimp/Solder
Attachment For RG213, RG215, .500 inch Diameter

TECHNICAL DATA SHEET

PE44607

Connector

| | |
|-------------------------------|---------------------|
| Type | QN Female |
| Mating Cycles | 100 |
| Contact Material and Plating | Spring Bronze, Gold |
| Contact Plating Specification | 6µ in. minimum |
| Body Material and Plating | Brass, Tri-Metal |
| Dielectric Type | PTFE |

Compliance Certifications (visit www.Pasternack.com for current document)

| | |
|----------------|-----|
| RoHS Compliant | Yes |
|----------------|-----|

Plotted and Other Data

| | |
|--------|----------------------------|
| Notes: | Values at 25 °C, sea level |
|--------|----------------------------|

QN Female Bulkhead Connector Crimp/Solder Attachment For RG213, RG215, .500 inch Diameter from Pasternack Enterprises has same day shipment for domestic and International orders. Our RF, microwave and fiber optic products maintain a 99% availability and are part of the broadest selection in the industry.

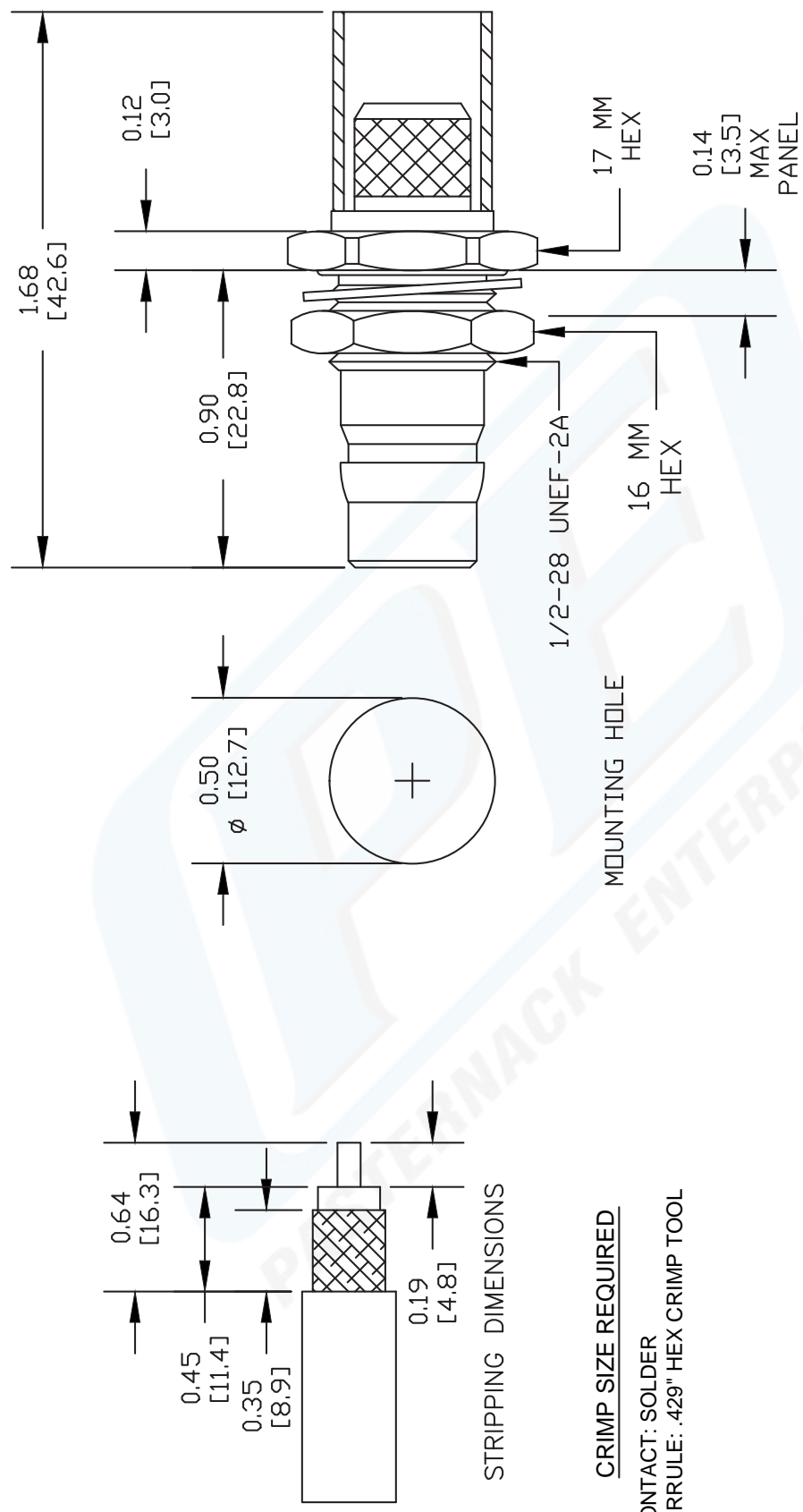
Click the following link (or enter part number in "SEARCH" on website) to obtain additional part information including price, inventory and certifications: [QN Female Bulkhead Connector Crimp/Solder Attachment For RG213, RG215, .500 inch Diameter PE44607](http://www.pasternack.com/qn-female-standard-rg213-rg215-connector-pe44607-p.aspx)

URL: <http://www.pasternack.com/qn-female-standard-rg213-rg215-connector-pe44607-p.aspx>

The information contained in this document is accurate to the best of our knowledge and representative of the part described herein. It may be necessary to make modifications to the part and/or the documentation of the part, in order to implement improvements. Pasternack reserves the right to make such changes as required. Unless otherwise stated, all specifications are nominal.

PE44607 CAD Drawing

QN Female Bulkhead Connector Crimp/Solder Attachment
For RG213, RG215, .500 inch Diameter



NOTES:
1. UNLESS OTHERWISE SPECIFIED ALL DIMENSIONS ARE NOMINAL.
2. ALL SPECIFICATIONS ARE SUBJECT TO CHANGE WITHOUT NOTICE AT ANY TIME.
3. DIMENSIONS ARE IN INCHES [mm].
4. FITS MIL-C-17 AND EQUIVALENT CABLES.

DWG TITLE
PE44607

PE PASTERNAK®
Pasternack Enterprises, Inc.
P.O. Box 16759 | Irvine | CA | 92623
Phone: (949) 261-1920 | Fax: (949) 261-7451
Website: www.pasternack.com | E-Mail: sales@pasternack.com

| REV. A | FSCM NO. 53919 | CAD FILE 090911 | SCALE N/A | SIZE A | 2231 |
|--------|----------------|-----------------|-----------|--------|------|
|--------|----------------|-----------------|-----------|--------|------|



Flexible RG213 Coax Cable Single
Shielded with Black PVC Jacket

TECHNICAL DATA SHEET

RG213/U

Configuration

| | |
|--------------------------------------|--------------|
| Inner Conductor Material and Plating | Copper |
| Dielectric Type | PE |
| Shield Materials | Copper Braid |
| Jacket Material and Color | PVC, Black |

Electrical Specifications

| | |
|----------------------------------|---------------|
| Impedance, Ohms | 50 |
| Velocity of Propagation, % | 66 |
| Maximum Operating Frequency, MHz | 1000 |
| Capacitance, pF/ft [pF/m] | 30.8 [101.05] |

Electrical Specifications by Frequency

Frequency 1

| | |
|---------------------------------|------------|
| Frequency, MHz | 100 |
| Attenuation, dB/100ft [dB/100m] | 2.1 [6.89] |

Frequency 2

| | |
|---------------------------------|-------------|
| Frequency, MHz | 400 |
| Attenuation, dB/100ft [dB/100m] | 4.8 [15.75] |

Frequency 3

| | |
|---------------------------------|-----------|
| Frequency, MHz | 1000 |
| Attenuation, dB/100ft [dB/100m] | 8 [26.25] |

Mechanical Specifications

Inner Conductor

| | |
|-------------------|-------------|
| Number of Strands | 7 |
| Material | Copper |
| Diameter, in [mm] | 0.09 [2.29] |

Dielectric:

| | |
|-------------------|--------------|
| Type | PE |
| Diameter, in [mm] | 0.285 [7.24] |

Shield:

| | |
|-------------------|--------------|
| Number of | 1 |
| Material 1 | Copper Braid |
| Diameter, in [mm] | 0.314 [7.98] |

Click the following link (or enter part number in "SEARCH" on website) to obtain additional part information including price, inventory and certifications: [Flexible RG213 Coax Cable Single Shielded with Black PVC Jacket RG213/U](#)



Flexible RG213 Coax Cable Single Shielded with Black PVC Jacket

TECHNICAL DATA SHEET

RG213/U

Jacket:

| | |
|-----------------------|---------------|
| Material | PVC |
| Diameter, in [mm] | 0.405 [10.29] |
| Color | Black |
| Weight, lbs/ft [Kg/m] | 0.115 [0.17] |

Compliance Certifications (visit www.Pasternack.com for current document)

| | |
|-----------------|------------|
| RoHS Compliant | |
| REACH Compliant | 06/18/2012 |

Plotted and Other Data

Notes:

- Values at +25 °C, sea level
- Max. Operating Voltage(VRMS): 5000

Flexible RG213 Coax Cable Single Shielded with Black PVC Jacket from Pasternack Enterprises has same day shipment for domestic and International orders. Our RF, microwave and millimeter wave products maintain a 99% availability and are part of the broadest selection in the industry.

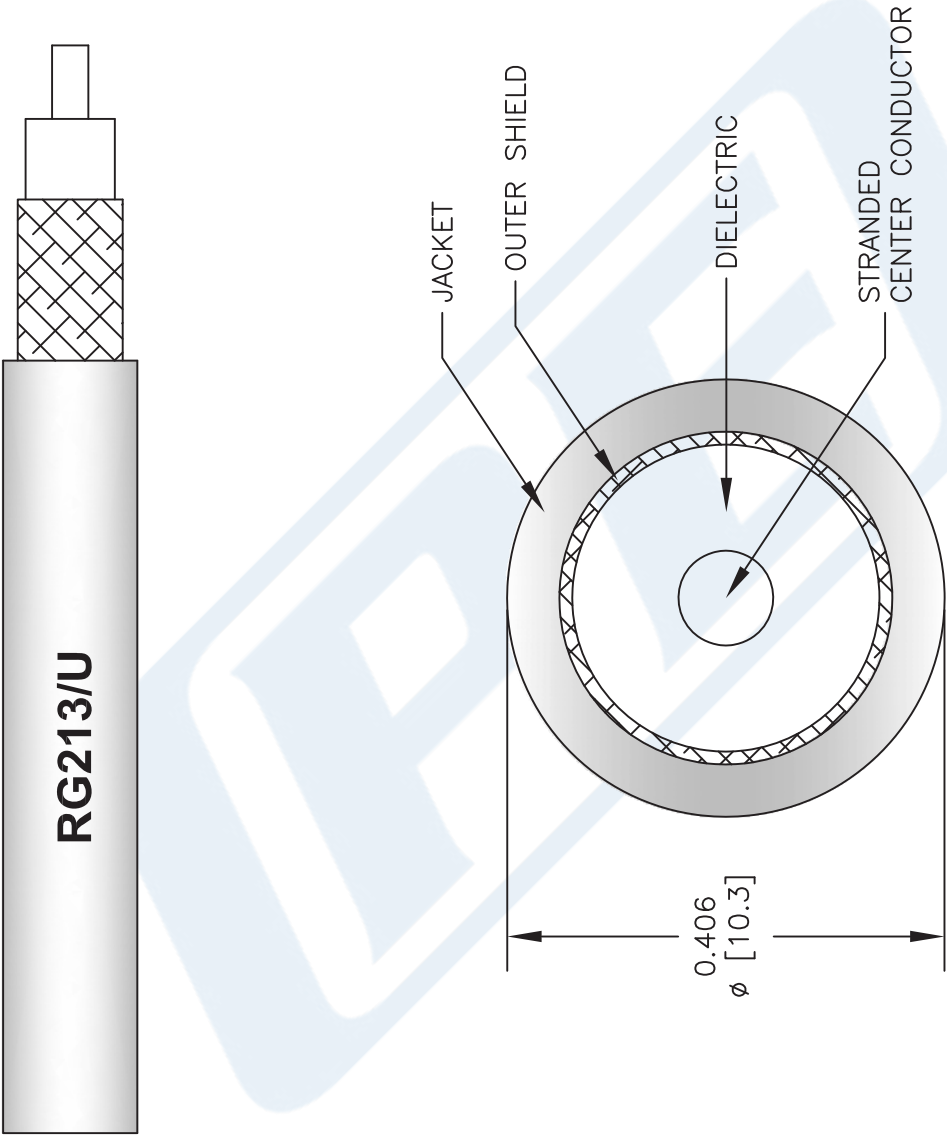
Click the following link (or enter part number in "SEARCH" on website) to obtain additional part information including price, inventory and certifications: [Flexible RG213 Coax Cable Single Shielded with Black PVC Jacket RG213/U](#)

URL: <http://www.pasternack.com/flexible-0.405-rg213-50-ohm-coax-cable-pvc-jacket-rg213-u-p.aspx>

The information contained in this document is accurate to the best of our knowledge and representative of the part described herein. It may be necessary to make modifications to the part and/or the documentation of the part, in order to implement improvements. Pasternack reserves the right to make such changes as required. Unless otherwise stated, all specifications are nominal. Pasternack does not make any representation or warranty regarding the suitability of the part described herein for any particular purpose, and Pasternack does not assume any liability arising out of the use of any part or documentation.

RG213/U CAD Drawing

Flexible RG213 Coax Cable Single Shielded with Black PVC Jacket



NOTES:
1. UNLESS OTHERWISE SPECIFIED ALL DIMENSIONS ARE NOMINAL.
2. ALL SPECIFICATIONS ARE SUBJECT TO CHANGE WITHOUT NOTICE AT ANY TIME.
3. DIMENSIONS ARE IN INCHES [mm].

DWG TITLE
RG213/U

FSCM NO. 53919

2233

SIZE A

SCALE N/A

CAD FILE 061312-B

PE PASTERNAK®

Pasternack Enterprises, Inc.
P.O. Box 16759 | Irvine | CA | 92623
Phone: (949) 261-1920 | Fax: (949) 261-7451
Website: www.pasternack.com | E-Mail: sales@pasternack.com