



N Female Connector Clamp/Solder (Captive Contact)  
Attachment for RG213, RG214, RG8, RG9, RG11,  
RG225, RG393, RG144, RG216, RG215

## RF Connectors Technical Data Sheet

PE4059

### Configuration

- N Female Connector
- MIL-STD-348
- 50 Ohms
- Straight Body Geometry

- RG213, RG214, RG8, RG9, RG11, RG225, RG393, RG144, RG216, RG215 Interface Type
- Clamp/Solder (Captive Contact) Attachment

### Features

- Silver Plated Contact
- Contact plating according to QQ-S-365

### Applications

- General Purpose Test
- Custom Cable Assemblies

### Description

Pasternack's PE4059 type N female connector with clamp/solder (captive contact) attachment for RG213, RG214, RG8, RG9, RG11, RG225, RG393, RG144, RG216 and RG215 is part of our full line of RF components available for same-day shipping.

Our type N female connector PE4059 datasheet specifications and drawing with dimensions are shown below in this PDF. Pasternack's broad catalog of RF, microwave and millimeter wave connectors allows designers to configure and customize their signal connections however they like. Whether the need is to provide an I/O for a board design, or simply create a custom cable assembly configuration, Pasternack has the right connector for the job. Pasternack can also expertly build your custom cable assemblies for you and ship same-day.

### Mechanical Specifications

#### Size

Length  
Width/Dia.

1.56 in [39.62 mm]

0.75 in [19.05 mm]

Weight

0.108 lbs [48.99 g]

### Material Specifications

Description	Material	Plating
Contact		Silver QQ-S-365
Insulation	PTFE	
Body	Brass	Nickel QQ-N-290

Click the following link (or enter part number in "SEARCH" on website) to obtain additional part information including price, inventory and certifications: [N Female Connector Clamp/Solder \(Captive Contact\) Attachment for RG213, RG214, RG8, RG9, RG11, RG225, RG393, RG144, RG216, RG215 PE4059](#)



N Female Connector Clamp/Solder (Captive Contact)  
Attachment for RG213, RG214, RG8, RG9, RG11,  
RG225, RG393, RG144, RG216, RG215

RF Connectors  
Technical Data Sheet

PE4059

**Environmental Specifications**

**Compliance Certifications** (see [product page](#) for current document)

**Plotted and Other Data**

Notes:

Click the following link (or enter part number in "SEARCH" on website) to obtain additional part information including price, inventory and certifications: [N Female Connector Clamp/Solder \(Captive Contact\) Attachment for RG213, RG214, RG8, RG9, RG11, RG225, RG393, RG144, RG216, RG215 PE4059](#)

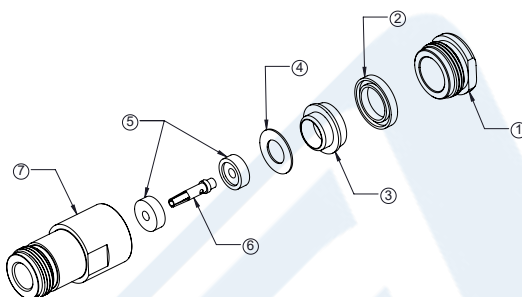


N Female Connector Clamp/Solder (Captive Contact)  
Attachment for RG213, RG214, RG8, RG9, RG11,  
RG225, RG393, RG144, RG216, RG215

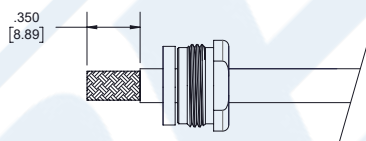
RF Connectors  
Technical Data Sheet

PE4059

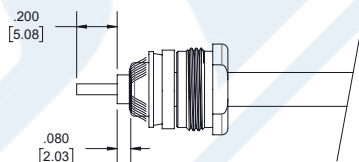
Assembly Instruction



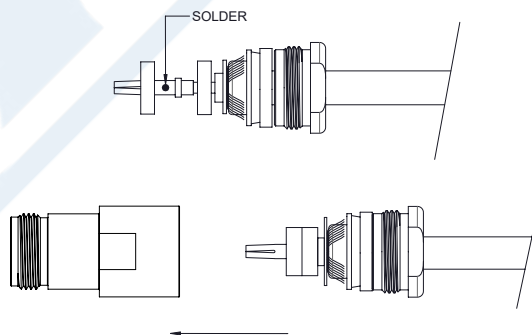
1. SLIDE CLAMP NUT (1) AND GASKET (2) OVER CABLE. STRIP CABLE AS SHOWN. DO NOT NICK BRAID WHILE CUTTING JACKET. TAPER END OF BRAID TO PERMIT ASSEMBLY OF CLAMP.



2. SLIDE BRAID CLAMP (3) OVER BRAID & SEAT AGAINST CABLE. FORM BRAID OVER BRAID CLAMP (3). TRIM BRAID BACK TO SHOULDER. CUT DIELECTRIC & CENTER CONDUCTOR TO DIMENSIONS SHOWN. DO NOT NICK CENTER CONDUCTOR.



3. SLIDE WASHER (4) AGAINST THE BRAID CLAMP (3) AND HOLD BRAID IN PLACE. SLIDE HALF-INSULATOR (5) BEFORE SOLDER CONTACT (6) TO CENTER CONDUCTOR. SOLDER & REMOVE EXCESS SOLDER. DO NOT OVER HEAT DIELECTRIC. SLIDE A REST HALF-INSULATOR (5) TO LOCKED CONTACT. INSERT CABLE ASSEMBLY INTO BODY (7) & TIGHTEN.



Click the following link (or enter part number in "SEARCH" on website) to obtain additional part information including price, inventory and certifications: [N Female Connector Clamp/Solder \(Captive Contact\) Attachment for RG213, RG214, RG8, RG9, RG11, RG225, RG393, RG144, RG216, RG215 PE4059](#)



N Female Connector Clamp/Solder (Captive Contact)  
Attachment for RG213, RG214, RG8, RG9, RG11,  
RG225, RG393, RG144, RG216, RG215

RF Connectors  
Technical Data Sheet

PE4059

N Female Connector Clamp/Solder (Captive Contact) Attachment for RG213, RG214, RG8, RG9, RG11, RG225, RG393, RG144, RG216, RG215 from Pasternack Enterprises has same day shipment for domestic and International orders. Our RF, microwave and millimeter wave products maintain a 99.4% availability and are part of the broadest selection in the industry.

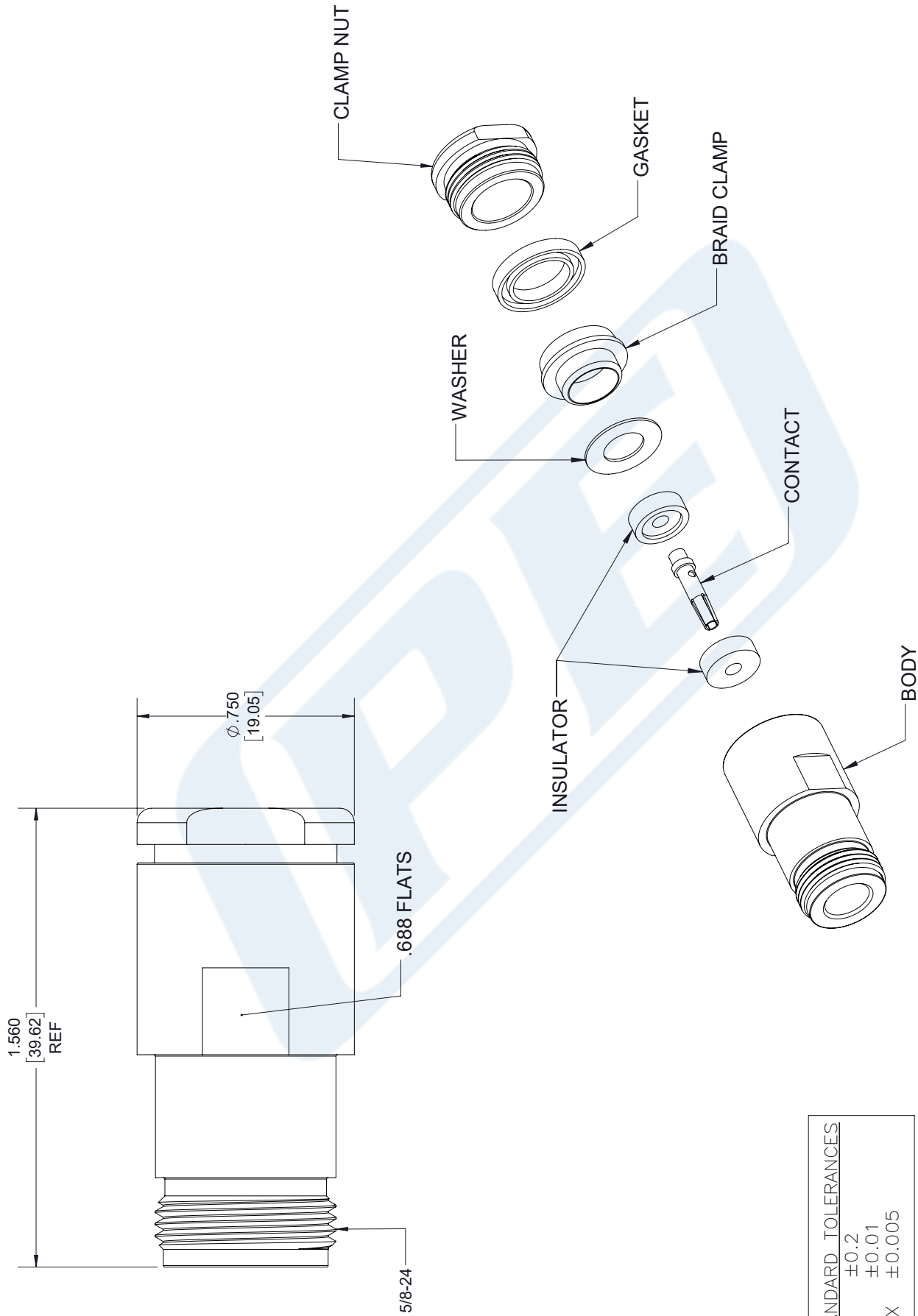
Click the following link (or enter part number in "SEARCH" on website) to obtain additional part information including price, inventory and certifications: [N Female Connector Clamp/Solder \(Captive Contact\) Attachment for RG213, RG214, RG8, RG9, RG11, RG225, RG393, RG144, RG216, RG215 PE4059](https://www.pasternack.com/n-female-standard-rg213-rg214-rg8-rg9-rg11-rg225-rg393-connector-pe4059-p.aspx)

URL: <https://www.pasternack.com/n-female-standard-rg213-rg214-rg8-rg9-rg11-rg225-rg393-connector-pe4059-p.aspx>

The information contained in this document is accurate to the best of our knowledge and representative of the part described herein. It may be necessary to make modifications to the part and/or the documentation of the part, in order to implement improvements. Pasternack reserves the right to make such changes as required. Unless otherwise stated, all specifications are nominal. Pasternack does not make any representation or warranty regarding the suitability of the part described herein for any particular purpose, and Pasternack does not assume any liability arising out of the use of any part or documentation.

# PE4059 CAD Drawing

N Female Connector Clamp/Solder (Captive Contact) Attachment for RG213, RG214, RG8, RG9, RG11, RG225, RG393, RG144, RG216, RG215



STANDARD TOLERANCES
.X ±0.2
.XX ±0.01
.XXX ±0.005

\*STANDARD TOLERANCES APPLY ONLY TO DIMENSIONS IN INCHES



Pasternack Enterprises, Inc.  
P.O. Box 16759 | Irvine | CA | 92623  
Phone: (949) 261-1920 | Fax: (949) 261-7451  
Website: [www.pasternack.com](http://www.pasternack.com) | E-Mail: [sales@pasternack.com](mailto:sales@pasternack.com)

DWG TITLE

PE4059

NOTES:  
1. UNLESS OTHERWISE SPECIFIED ALL DIMENSIONS ARE NOMINAL.  
2. ALL SPECIFICATIONS ARE SUBJECT TO CHANGE WITHOUT NOTICE AT ANY TIME.  
3. DIMENSIONS ARE IN INCHES [mm].

CAGE CODE 53919

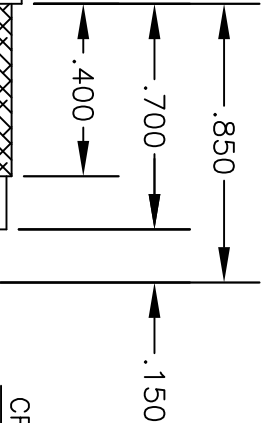
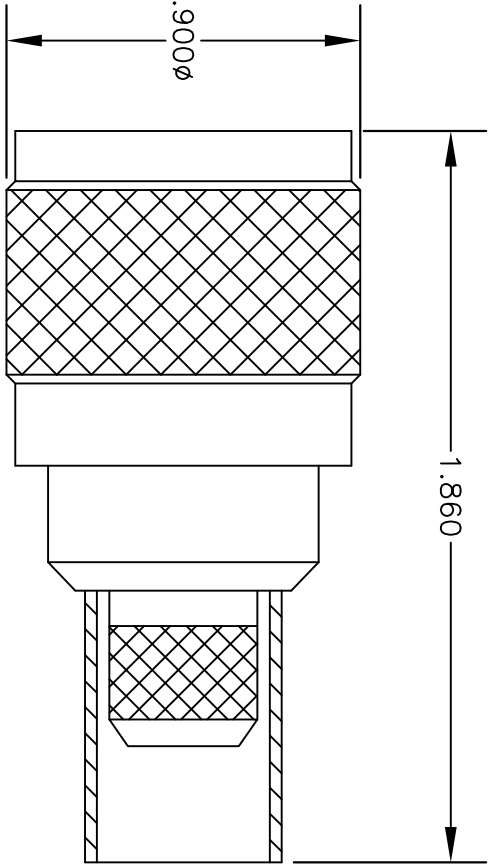
CAD FILE 05/01/18

SCALE N/A

SIZE A

7361

MATERIALS	
BODY	BRASS NICKEL PLATED
CONTACT	GOLD PLATED
INSULATOR	PTFE



STRIPPING DIMENSIONS

CRIMP SIZE REQUIRED

CONTACT: SOLDER

FERRULE: .429" HEX CRIMP TOOL



**PASTERNAK ENTERPRISES®**  
ESTABLISHED 1972

**PASTERNAK ENTERPRISES, INC.**  
P.O. BOX 16759, IRVINE, CA 92623  
PHONE (949) 261-1920 FAX (949) 261-7451  
WEB ADDRESS: [www.pasternack.com](http://www.pasternack.com)  
E-MAIL ADDRESS: [sales@pasternack.com](mailto:sales@pasternack.com)  
**COAXIAL & FIBER OPTICS**

DES. HN MALE, CRIMP ATTACHMENT FOR RG8 & RG213

DWG TITLE  
**PE4473**

SIZE A	FSCM NO. 53919	CAD FILE	052202	SCALE	N/A		127
--------	----------------	----------	--------	-------	-----	--	-----

NOTES:  
1. UNLESS OTHERWISE SPECIFIED ALL DIMENSIONS ARE NOMINAL.  
2. ALL SPECIFICATIONS ARE SUBJECT TO CHANGE WITHOUT NOTICE AT ANY TIME.



Flexible RG213 Coax Cable Single  
Shielded with Black PVC Jacket

TECHNICAL DATA SHEET

RG213/U

**Configuration**

Inner Conductor Material and Plating	Copper
Dielectric Type	PE
Shield Materials	Copper Braid
Jacket Material and Color	PVC, Black

**Electrical Specifications**

Impedance, Ohms	50
Velocity of Propagation, %	66
Maximum Operating Frequency, MHz	1000
Capacitance, pF/ft [pF/m]	30.8 [101.05]

**Electrical Specifications by Frequency**

**Frequency 1**

Frequency, MHz	100
Attenuation, dB/100ft [dB/100m]	2.1 [6.89]

**Frequency 2**

Frequency, MHz	400
Attenuation, dB/100ft [dB/100m]	4.8 [15.75]

**Frequency 3**

Frequency, MHz	1000
Attenuation, dB/100ft [dB/100m]	8 [26.25]

**Mechanical Specifications**

**Inner Conductor**

Number of Strands	7
Material	Copper
Diameter, in [mm]	0.09 [2.29]

**Dielectric:**

Type	PE
Diameter, in [mm]	0.285 [7.24]

**Shield:**

Number of	1
Material 1	Copper Braid
Diameter, in [mm]	0.314 [7.98]

Click the following link (or enter part number in "SEARCH" on website) to obtain additional part information including price, inventory and certifications: [Flexible RG213 Coax Cable Single Shielded with Black PVC Jacket RG213/U](#)





## Flexible RG213 Coax Cable Single Shielded with Black PVC Jacket

### TECHNICAL DATA SHEET

RG213/U

**Jacket:**

Material	PVC
Diameter, in [mm]	0.405 [10.29]
Color	Black
Weight, lbs/ft [Kg/m]	0.115 [0.17]

**Compliance Certifications** (visit [www.Pasternack.com](http://www.Pasternack.com) for current document)

RoHS Compliant	
REACH Compliant	06/18/2012

**Plotted and Other Data**

## Notes:

- Values at +25 °C, sea level
- Max. Operating Voltage(VRMS): 5000

Flexible RG213 Coax Cable Single Shielded with Black PVC Jacket from Pasternack Enterprises has same day shipment for domestic and International orders. Our RF, microwave and millimeter wave products maintain a 99% availability and are part of the broadest selection in the industry.

Click the following link (or enter part number in "SEARCH" on website) to obtain additional part information including price, inventory and certifications: [Flexible RG213 Coax Cable Single Shielded with Black PVC Jacket RG213/U](#)

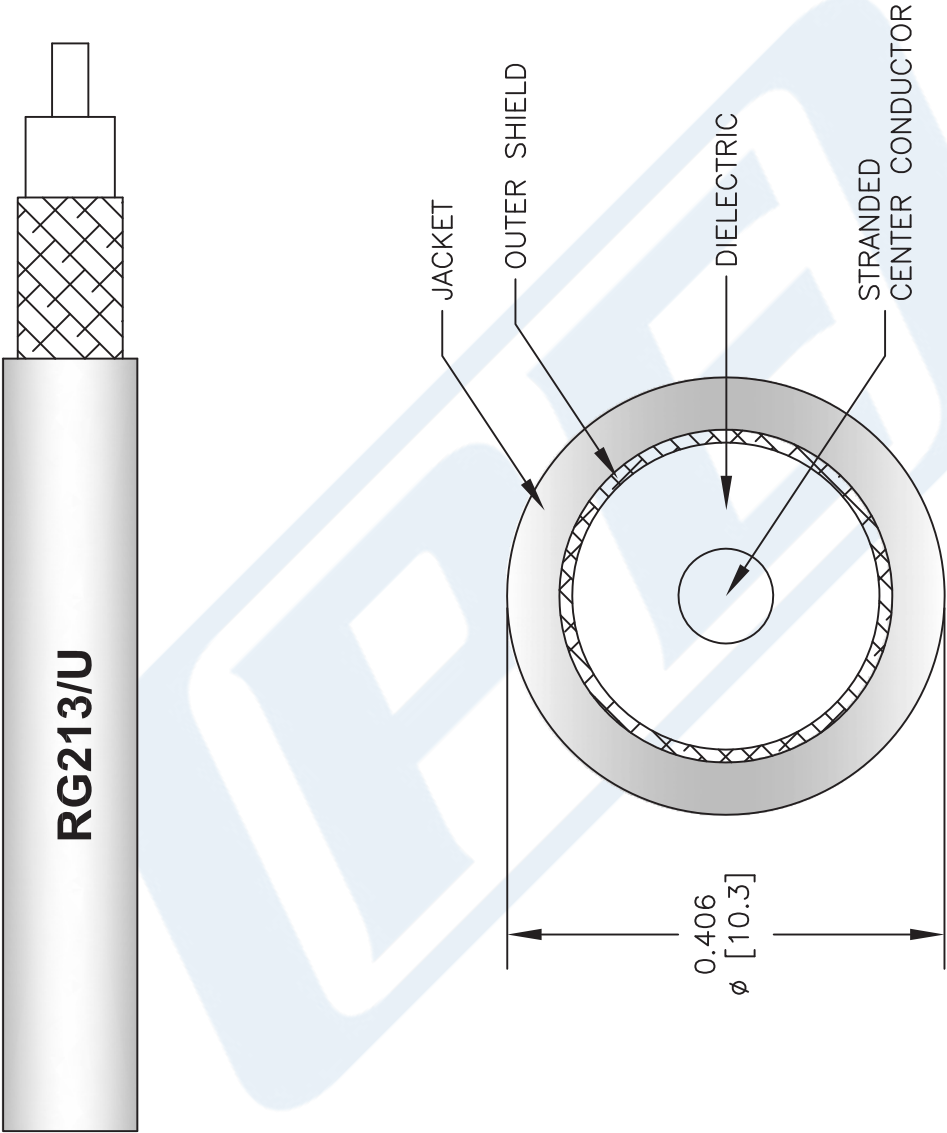
URL: <http://www.pasternack.com/flexible-0.405-rg213-50-ohm-coax-cable-pvc-jacket-rg213-u-p.aspx>

The information contained in this document is accurate to the best of our knowledge and representative of the part described herein. It may be necessary to make modifications to the part and/or the documentation of the part, in order to implement improvements. Pasternack reserves the right to make such changes as required. Unless otherwise stated, all specifications are nominal. Pasternack does not make any representation or warranty regarding the suitability of the part described herein for any particular purpose, and Pasternack does not assume any liability arising out of the use of any part or documentation.



RG213/U CAD Drawing

Flexible RG213 Coax Cable Single Shielded with Black PVC Jacket



NOTES:  
1. UNLESS OTHERWISE SPECIFIED ALL DIMENSIONS ARE NOMINAL.  
2. ALL SPECIFICATIONS ARE SUBJECT TO CHANGE WITHOUT NOTICE AT ANY TIME.  
3. DIMENSIONS ARE IN INCHES [mm].

DWG TITLE  
**RG213/U**

FSCM NO. 53919

2233

SIZE A

SCALE N/A

CAD FILE 061312-B

**PE PASTERNAK®**  
Pasternack Enterprises, Inc.  
P.O. Box 16759 | Irvine | CA | 92623

Phone: (949) 261-1920 | Fax: (949) 261-7451

Website: [www.pasternack.com](http://www.pasternack.com) | E-Mail: [sales@pasternack.com](mailto:sales@pasternack.com)