



SHV Plug Connector Crimp/Solder Attachment for RG213, RG8

RF Connectors Technical Data Sheet

PE4496

Configuration

- SHV Plug Connector
- 50 Ohms
- Straight Body Geometry
- Connector Interface Types: RG213, RG8

Features

- Max. Operating Frequency 300 MHz
- Gold Plated Brass Contact
- 30 pinches minimum contact plating

Applications

- General Purpose Test
- Custom Cable Assemblies

Description

Pasternack's PE4496 SHV plug connector with crimp/solder attachment for RG213 and RG8 is part of our full line of RF components available for same-day shipping. Our SHV plug connector operates up to a maximum frequency of 300 MHz.

Our SHV plug connector PE4496 datasheet specifications and drawing with dimensions are shown below in this PDF. Pasternack's broad catalog of RF, microwave and millimeter wave connectors allows designers to configure and customize their signal connections however they like. Whether the need is to provide an I/O for a board design, or simply create a custom cable assembly configuration, Pasternack has the right connector for the job. Pasternack can also expertly build your custom cable assemblies for you and ship same-day.

Electrical Specifications

| Description | Minimum | Typical | Maximum | Units |
|------------------------|---------|---------|---------|-------|
| Frequency Range | DC | | 300 | MHz |
| Operating Voltage (AC) | | | 3,500 | Vrms |

Mechanical Specifications

| | |
|-------------|---------------------|
| Size | |
| Length | 2.11 in [53.59 mm] |
| Width/Dia. | 0.571 in [14.50 mm] |
| Weight | 0.055 lbs [24.95 g] |

Click the following link (or enter part number in "SEARCH" on website) to obtain additional part information including price, inventory and certifications: [SHV Plug Connector Crimp/Solder Attachment for RG213, RG8 PE4496](#)



SHV Plug Connector Crimp/Solder Attachment for RG213, RG8

RF Connectors Technical Data Sheet

PE4496

Material Specifications

| Description | Material | Plating |
|-------------|----------|-------------------------------|
| Contact | Brass | Gold 30 pinches minimum |
| Insulation | Teflon | |
| Body | Brass | Nickel 100 pinches minimum |

Environmental Specifications

Temperature

Operating Range

-65 to +165 deg C

Compliance Certifications (see [product page](#) for current document)

Plotted and Other Data

Notes:

SHV Plug Connector Crimp/Solder Attachment for RG213, RG8 from Pasternack Enterprises has same day shipment for domestic and International orders. Our RF, microwave and millimeter wave products maintain a 99.4% availability and are part of the broadest selection in the industry.

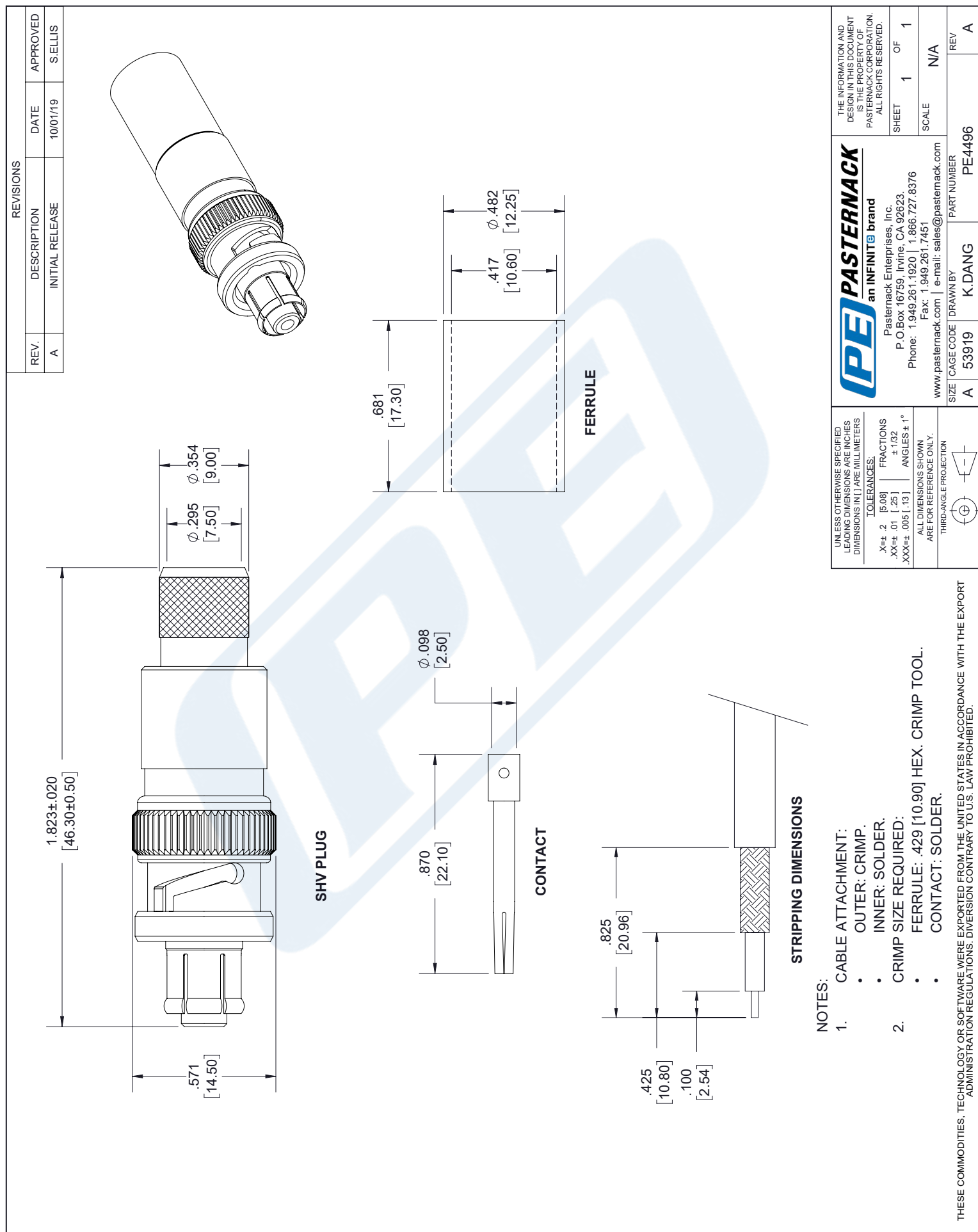
Click the following link (or enter part number in "SEARCH" on website) to obtain additional part information including price, inventory and certifications: [SHV Plug Connector Crimp/Solder Attachment for RG213, RG8 PE4496](#)

URL: <https://www.pasternack.com/shv-plug-standard-rg213-rg8-connector-pe4496-p.aspx>

The information contained in this document is accurate to the best of our knowledge and representative of the part described herein. It may be necessary to make modifications to the part and/or the documentation of the part, in order to implement improvements. Pasternack reserves the right to make such changes as required. Unless otherwise stated, all specifications are nominal. Pasternack does not make any representation or warranty regarding the suitability of the part described herein for any particular purpose, and Pasternack does not assume any liability arising out of the use of any part or documentation.

PE4496 CAD Drawing

SHV Plug Connector Crimp/Solder Attachment for RG213, RG8



| | | | |
|---|-----------------|--|-----------|
| PASTERNAK an INFINITO brand | | THE INFORMATION AND DESIGN IN THIS DOCUMENT IS THE PROPERTY OF PASTERNAK CORPORATION. ALL RIGHTS RESERVED. | |
| Pasternack Enterprises, Inc. P.O. Box 16759, Irvine, CA 92623. Phone: 1.949.261.1920 1.866.727.8376 Fax: 1.949.261.7451 www.pasternack.com e-mail: sales@pasternack.com | | SHEET 1 OF 1 | SCALE N/A |
| SIZE [CAGE CODE] | DRAWN BY K.DANG | PART NUMBER PE4496 | REV A |



SHV Jack Bulkhead Mount Connector Clamp/ Solder Attachment for RG213, RG214, RG8, RG9, RG225, RG393, RG215, .480 inch D Hole

RF Connectors Technical Data Sheet

PE44049

Configuration

- SHV Jack Connector
- MIL-STD-348
- 50 Ohms
- Straight Body Geometry
- RG213, RG214, RG8, RG9, RG225, RG393, RG215 Interface Type
- Clamp/Solder Attachment
- Bulkhead

Features

- Silver Plated Contact
- Contact plating according to QQ-S-365

Applications

- General Purpose Test
- Rack and Panel Mount Applications
- Custom Cable Assemblies

Description

Pasternack's PE44049 SHV jack bulkhead connector with clamp/solder attachment for RG213, RG214, RG8, RG9, RG225, RG393 and RG215 (.480 inch D hole) is part of our full line of RF components available for same-day shipping. This SHV bulkhead connector allows designers to create external connections on their product enclosures, and can be used in a variety of other rack mount and panel mount applications.

Our SHV jack bulkhead connector PE44049 datasheet specifications and drawing with dimensions are shown below in this PDF. Pasternack's broad catalog of RF, microwave and millimeter wave connectors allows designers to configure and customize their signal connections however they like. Whether the need is to provide an I/O for a board design, or simply create a custom cable assembly configuration, Pasternack has the right connector for the job. Pasternack can also expertly build your custom cable assemblies for you and ship same-day.

Mechanical Specifications

Size

| | |
|------------|--------------------|
| Length | 2.15 in [54.61 mm] |
| Width/Dia. | 0.75 in [19.05 mm] |
| Weight | 0.11 lbs [49.9 g] |

Material Specifications

| Description | Material | Plating |
|-------------|----------|--------------------|
| Contact | | Silver QQ-S-365 |
| Insulation | PTFE | |
| Body | Brass | Nickel QQ-N-290 |

Click the following link (or enter part number in "SEARCH" on website) to obtain additional part information including price, inventory and certifications: [SHV Jack Bulkhead Mount Connector Clamp/Solder Attachment for RG213, RG214, RG8, RG9, RG225, RG393, RG215, .480 inch D Hole PE44049](#)



SHV Jack Bulkhead Mount Connector Clamp/
Solder Attachment for RG213, RG214, RG8, RG9,
RG225, RG393, RG215, .480 inch D Hole

RF Connectors Technical Data Sheet

PE44049

Compliance Certifications (see [product page](#) for current document)

Plotted and Other Data

Notes:

SHV Jack Bulkhead Mount Connector Clamp/Solder Attachment for RG213, RG214, RG8, RG9, RG225, RG393, RG215, .480 inch D Hole from Pasternack Enterprises has same day shipment for domestic and International orders. Our RF, microwave and millimeter wave products maintain a 99% availability and are part of the broadest selection in the industry.

Click the following link (or enter part number in "SEARCH" on website) to obtain additional part information including price, inventory and certifications: [SHV Jack Bulkhead Mount Connector Clamp/Solder Attachment for RG213, RG214, RG8, RG9, RG225, RG393, RG215, .480 inch D Hole PE44049](#)

URL: <https://www.pasternack.com/shv-jack-standard-rg213-rg214-rg8-rg9-rg225-rg393-connector-pe44049-p.aspx>

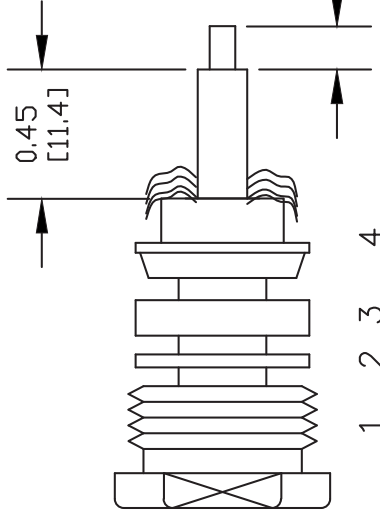
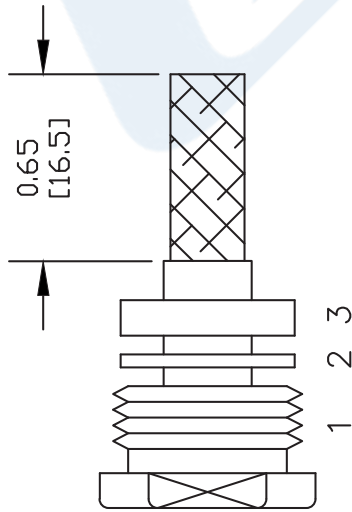
The information contained in this document is accurate to the best of our knowledge and representative of the part described herein. It may be necessary to make modifications to the part and/or the documentation of the part, in order to implement improvements. Pasternack reserves the right to make such changes as required. Unless otherwise stated, all specifications are nominal. Pasternack does not make any representation or warranty regarding the suitability of the part described herein for any particular purpose, and Pasternack does not assume any liability arising out of the use of any part or documentation.

PE44049 CAD Drawing

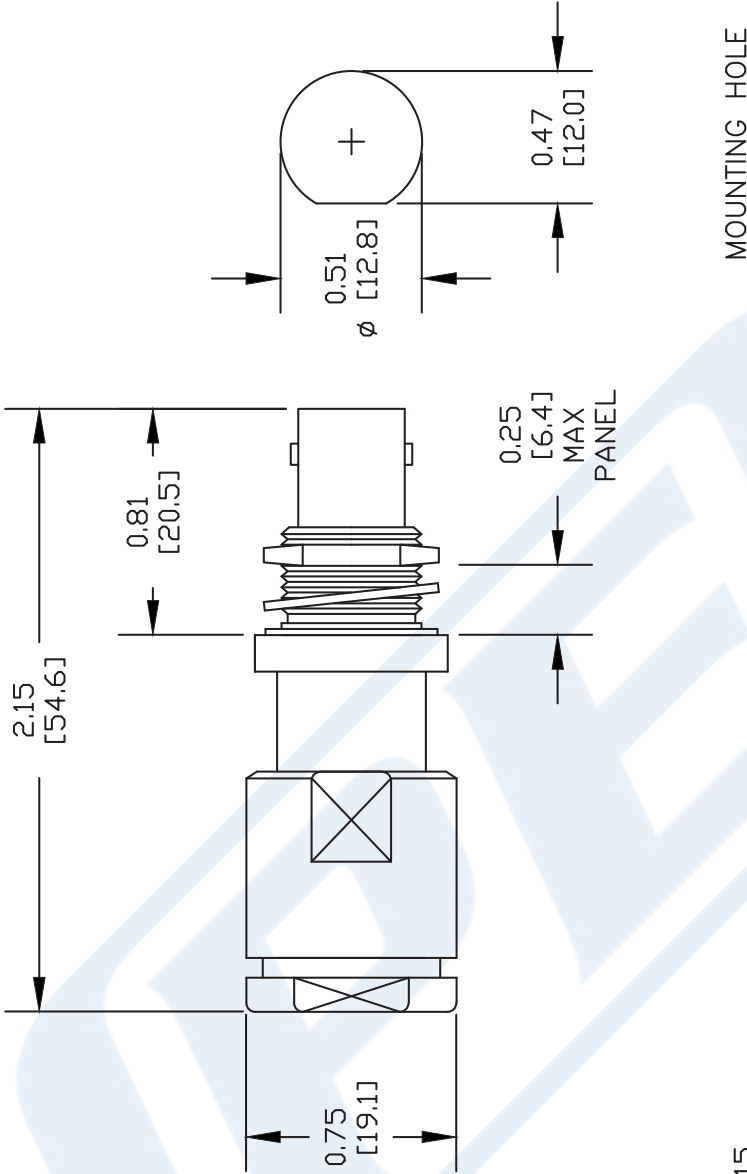
SHV Jack Bulkhead Mount Connector Clamp/Solder Attachment for RG213,
RG214, RG8, RG9, RG225, RG393, RG215, .480 inch D Hole

ASSEMBLY PROCEDURES

1. SLIDE CLAMP NUT (1), WASHER (2) & GASKET (3) OVER CABLE. STRIP CABLE AS SHOWN. DO NOT NICK BRAID WHILE CUTTING JACKET. TAPER END OF BRAID TO PERMIT ASSEMBLY OF BRAID CLAMP (4). SLIDE BRAID CLAMP (4) OVER BRAID & SEAT AGAINST CABLE.



2. FORM BRAID OVER CLAMP NUT (4). TRIM BRAID BACK TO SHOULDER. CUT DIELECTRIC & CENTER CONDUCTOR TO DIMENSION SHOWN. DO NOT NICK CENTER CONDUCTOR. SOLDER CONTACT TO CENTER CONDUCTOR. REMOVE EXCESS SOLDER. DO NOT OVER HEAT DIELECTRIC. INSERT CABLE ASSEMBLY INTO BODY & TIGHTEN.



MOUNTING HOLE



Pasternack Enterprises, Inc.
P.O. Box 16759 | Irvine | CA | 92623

Phone: (949) 261-1920 | Fax: (949) 261-7451

Website: www.pasternack.com | E-Mail: sales@pasternack.com

DWG TITLE

PE44049

FSCM NO. 53919

NOTES:

1. UNLESS OTHERWISE SPECIFIED ALL DIMENSIONS ARE NOMINAL.
2. ALL SPECIFICATIONS ARE SUBJECT TO CHANGE WITHOUT NOTICE AT ANY TIME.
3. DIMENSIONS ARE IN INCHES [mm].
4. FITS MIL-C-17 AND EQUIVALENT CABLES.

CAD FILE 020713-B

SCALE N/A

SIZE A

2231



Flexible RG213 Coax Cable Single
Shielded with Black PVC Jacket

TECHNICAL DATA SHEET

RG213/U

Configuration

| | |
|--------------------------------------|--------------|
| Inner Conductor Material and Plating | Copper |
| Dielectric Type | PE |
| Shield Materials | Copper Braid |
| Jacket Material and Color | PVC, Black |

Electrical Specifications

| | |
|----------------------------------|---------------|
| Impedance, Ohms | 50 |
| Velocity of Propagation, % | 66 |
| Maximum Operating Frequency, MHz | 1000 |
| Capacitance, pF/ft [pF/m] | 30.8 [101.05] |

Electrical Specifications by Frequency

Frequency 1

| | |
|---------------------------------|------------|
| Frequency, MHz | 100 |
| Attenuation, dB/100ft [dB/100m] | 2.1 [6.89] |

Frequency 2

| | |
|---------------------------------|-------------|
| Frequency, MHz | 400 |
| Attenuation, dB/100ft [dB/100m] | 4.8 [15.75] |

Frequency 3

| | |
|---------------------------------|-----------|
| Frequency, MHz | 1000 |
| Attenuation, dB/100ft [dB/100m] | 8 [26.25] |

Mechanical Specifications

Inner Conductor

| | |
|-------------------|-------------|
| Number of Strands | 7 |
| Material | Copper |
| Diameter, in [mm] | 0.09 [2.29] |

Dielectric:

| | |
|-------------------|--------------|
| Type | PE |
| Diameter, in [mm] | 0.285 [7.24] |

Shield:

| | |
|-------------------|--------------|
| Number of | 1 |
| Material 1 | Copper Braid |
| Diameter, in [mm] | 0.314 [7.98] |

Click the following link (or enter part number in "SEARCH" on website) to obtain additional part information including price, inventory and certifications: [Flexible RG213 Coax Cable Single Shielded with Black PVC Jacket RG213/U](#)



Flexible RG213 Coax Cable Single Shielded with Black PVC Jacket

TECHNICAL DATA SHEET

RG213/U

Jacket:

| | |
|-----------------------|---------------|
| Material | PVC |
| Diameter, in [mm] | 0.405 [10.29] |
| Color | Black |
| Weight, lbs/ft [Kg/m] | 0.115 [0.17] |

Compliance Certifications (visit www.Pasternack.com for current document)

| | |
|-----------------|------------|
| RoHS Compliant | |
| REACH Compliant | 06/18/2012 |

Plotted and Other Data

Notes:

- Values at +25 °C, sea level
- Max. Operating Voltage(VRMS): 5000

Flexible RG213 Coax Cable Single Shielded with Black PVC Jacket from Pasternack Enterprises has same day shipment for domestic and International orders. Our RF, microwave and millimeter wave products maintain a 99% availability and are part of the broadest selection in the industry.

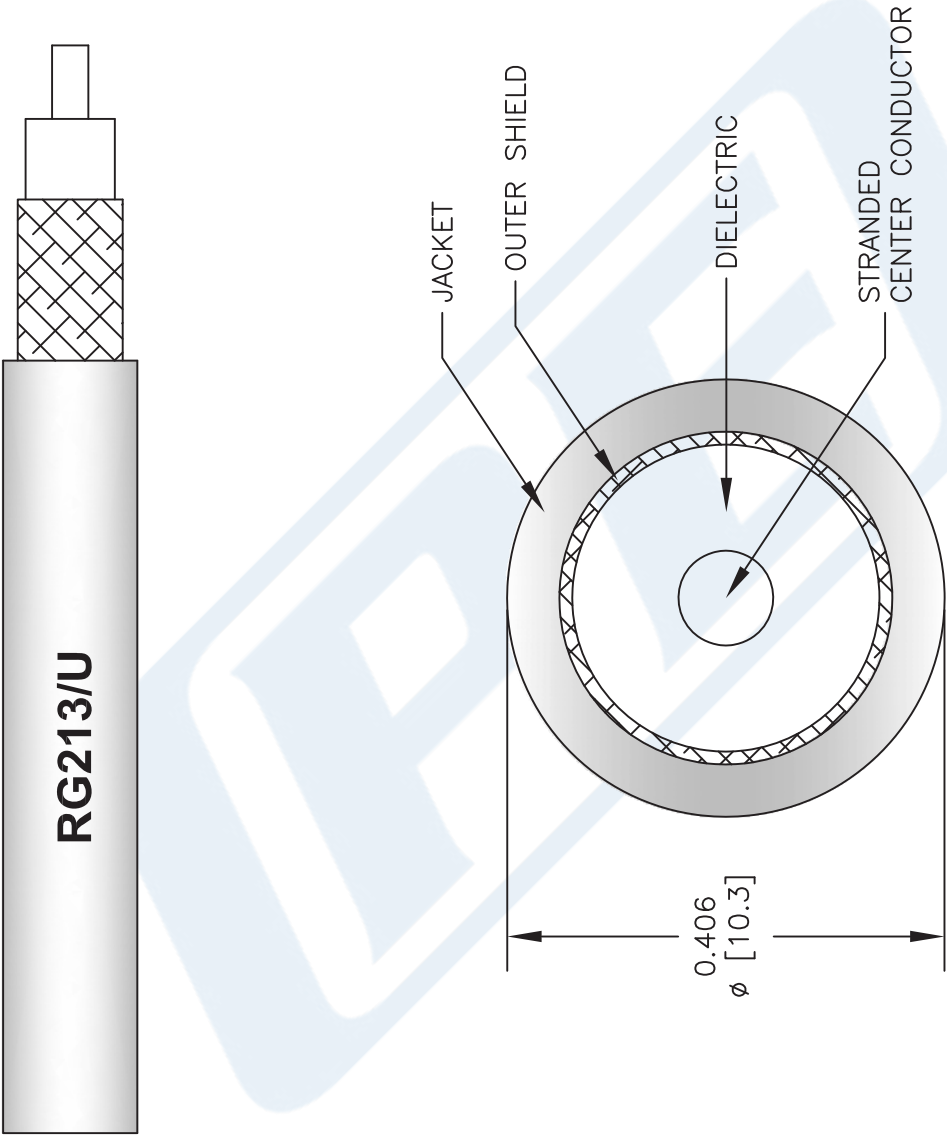
Click the following link (or enter part number in "SEARCH" on website) to obtain additional part information including price, inventory and certifications: [Flexible RG213 Coax Cable Single Shielded with Black PVC Jacket RG213/U](#)

URL: <http://www.pasternack.com/flexible-0.405-rg213-50-ohm-coax-cable-pvc-jacket-rg213-u-p.aspx>

The information contained in this document is accurate to the best of our knowledge and representative of the part described herein. It may be necessary to make modifications to the part and/or the documentation of the part, in order to implement improvements. Pasternack reserves the right to make such changes as required. Unless otherwise stated, all specifications are nominal. Pasternack does not make any representation or warranty regarding the suitability of the part described herein for any particular purpose, and Pasternack does not assume any liability arising out of the use of any part or documentation.

RG213/U CAD Drawing

Flexible RG213 Coax Cable Single Shielded with Black PVC Jacket



NOTES:
1. UNLESS OTHERWISE SPECIFIED ALL DIMENSIONS ARE NOMINAL.
2. ALL SPECIFICATIONS ARE SUBJECT TO CHANGE WITHOUT NOTICE AT ANY TIME.
3. DIMENSIONS ARE IN INCHES [mm].

DWG TITLE
RG213/U

FSCM NO. 53919

2233

SIZE A

SCALE N/A

CAD FILE 061312-B

PE PASTERNAK®
Pasternack Enterprises, Inc.
P.O. Box 16759 | Irvine | CA | 92623

Phone: (949) 261-1920 | Fax: (949) 261-7451

Website: www.pasternack.com | E-Mail: sales@pasternack.com