



## TNC Female Bulkhead Mount Connector Crimp/Solder Attachment for RG174, RG316, RG188, 0.100 inch, PE-B100, PE-C100, LMR-100, IP67 Rated

### RF Connectors Technical Data Sheet

**PE44900**

#### Configuration

- TNC Female Connector
- MIL-STD-348
- 50 Ohms
- Straight Body Geometry
- RG174, RG316, RG188, 0.100 inch, PE-B100, PE-C100, LMR-100 Interface Type
- Crimp/Solder Attachment
- Bulkhead

#### Features

- Max. Operating Frequency 3 GHz
- Excellent VSWR of 1.25:1
- Gold Plated Brass Contact
- 30  $\mu$ m minimum contact plating
- IP67 Rated (Unmated)

#### Applications

- General Purpose Test
- Rack and Panel Mount Applications
- Custom Cable Assemblies

#### Description

Pasternack's PE44900 TNC female bulkhead connector with crimp/solder attachment for RG174, RG316, RG188, 0.100 inch, PE-B100, PE-C100 and LMR-100 is part of our full line of RF components available for same-day shipping. Our TNC female connector operates up to a maximum frequency of 3 GHz and offers excellent VSWR of 1.25:1. This TNC bulkhead connector allows designers to create external connections on their product enclosures, and can be used in a variety of other rack mount and panel mount applications. The connector has an IP67 rating to protect against dust and temporary moisture protection under immersion conditions.

Our TNC female bulkhead connector PE44900 datasheet specifications and drawing with dimensions are shown below in this PDF. Pasternack's broad catalog of RF, microwave and millimeter wave connectors allows designers to configure and customize their signal connections however they like. Whether the need is to provide an I/O for a board design, or simply create a custom cable assembly configuration, Pasternack has the right connector for the job. Pasternack can also expertly build your custom cable assemblies for you and ship same-day.

#### Electrical Specifications

| Description     | Minimum | Typical | Maximum | Units |
|-----------------|---------|---------|---------|-------|
| Frequency Range | DC      |         | 3       | GHz   |
| VSWR            |         |         | 1.25:1  |       |

#### Mechanical Specifications

##### Size

|            |                     |
|------------|---------------------|
| Length     | 1.12 in [28.45 mm]  |
| Width/Dia. | 0.75 in [19.05 mm]  |
| Weight     | 0.039 lbs [17.69 g] |

Click the following link (or enter part number in "SEARCH" on website) to obtain additional part information including price, inventory and certifications: [TNC Female Bulkhead Mount Connector Crimp/Solder Attachment for RG174, RG316, RG188, 0.100 inch, PE-B100, PE-C100, LMR-100, IP67 Rated PE44900](#)



TNC Female Bulkhead Mount Connector Crimp/Solder  
Attachment for RG174, RG316, RG188, 0.100 inch,  
PE-B100, PE-C100, LMR-100, IP67 Rated

## RF Connectors Technical Data Sheet

PE44900

### Material Specifications

| Description | Material | Plating                |
|-------------|----------|------------------------|
| Contact     | Brass    | Gold<br>30 µin minimum |
| Insulation  | PTFE     |                        |
| Body        | Brass    | Nickel                 |

### Environmental Specifications

#### Temperature

Operating Range

-65 to +165 deg C

Ingress Protection (IP) Rating

IP67 Rated (Unmated)

**Compliance Certifications** (see [product page](#) for current document)

### Plotted and Other Data

Notes:

TNC Female Bulkhead Mount Connector Crimp/Solder Attachment for RG174, RG316, RG188, 0.100 inch, PE-B100, PE-C100, LMR-100, IP67 Rated from Pasternack Enterprises has same day shipment for domestic and International orders. Our RF, microwave and millimeter wave products maintain a 99% availability and are part of the broadest selection in the industry.

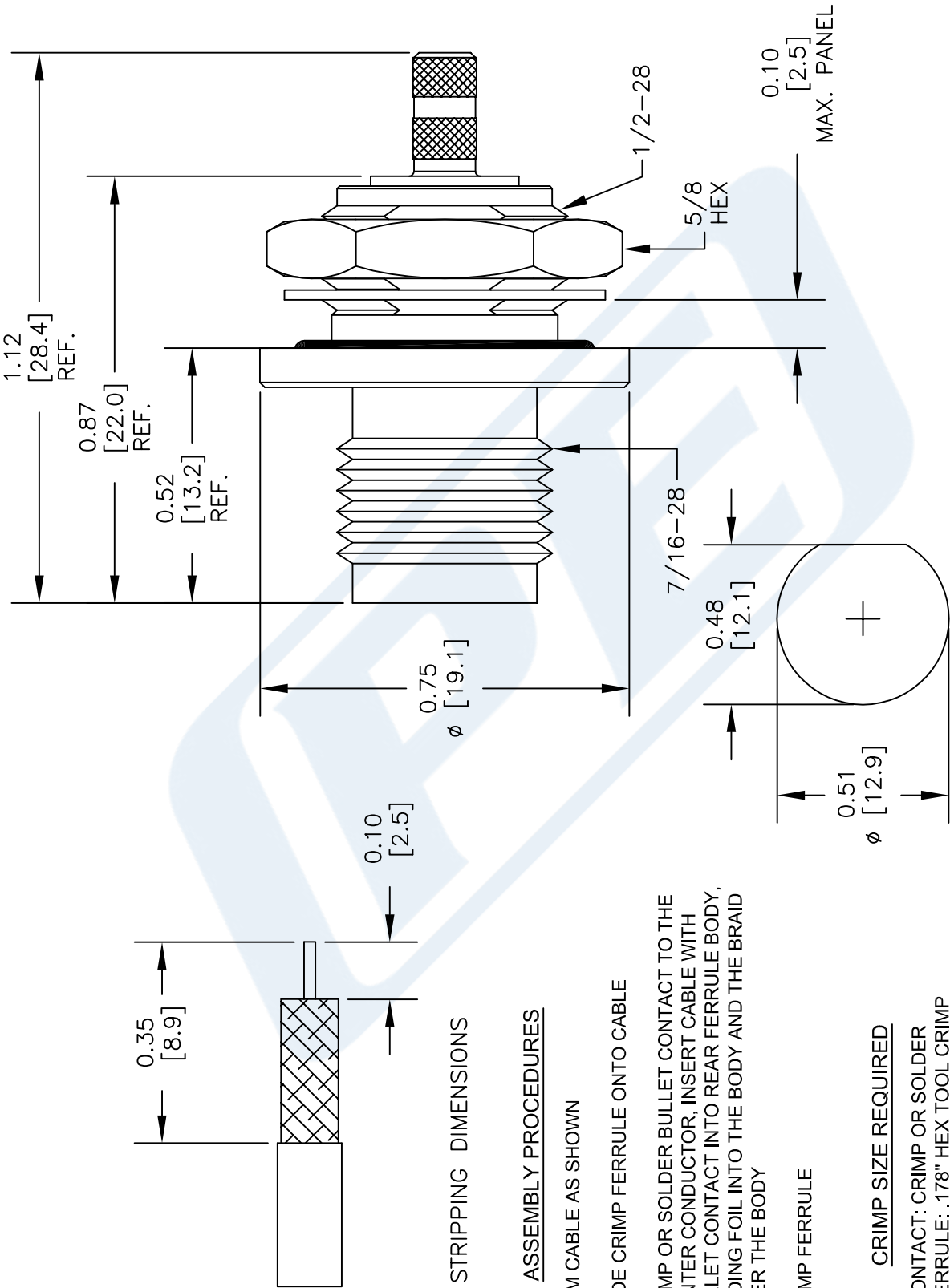
Click the following link (or enter part number in "SEARCH" on website) to obtain additional part information including price, inventory and certifications: [TNC Female Bulkhead Mount Connector Crimp/Solder Attachment for RG174, RG316, RG188, 0.100 inch, PE-B100, PE-C100, LMR-100, IP67 Rated PE44900](#)

URL: <https://www.pasternack.com/tnc-female-standard-rg316-u-rg174a-u-rg188-lmr-100-connector-pe44900-p.aspx>

The information contained in this document is accurate to the best of our knowledge and representative of the part described herein. It may be necessary to make modifications to the part and/or the documentation of the part, in order to implement improvements. Pasternack reserves the right to make such changes as required. Unless otherwise stated, all specifications are nominal. Pasternack does not make any representation or warranty regarding the suitability of the part described herein for any particular purpose, and Pasternack does not assume any liability arising out of the use of any part or documentation.

PE44900 CAD Drawing

TNC Female Bulkhead Mount Connector Crimp/Solder Attachment for RG174, RG316, RG188, 0.100 inch, PE-B100, PE-C100, LMR-100, IP67 Rated



MOUNTING HOLE

STRIPPING DIMENSIONS

ASSEMBLY PROCEDURES

1. TRIM CABLE AS SHOWN
2. SLIDE CRIMP FERRULE ONTO CABLE
3. CRIMP OR SOLDER BULLET CONTACT TO THE CENTER CONDUCTOR, INSERT CABLE WITH BULLET CONTACT INTO REAR FERRULE BODY, SLIDING FOIL INTO THE BODY AND THE BRAID OVER THE BODY
4. CRIMP FERRULE

CRIMP SIZE REQUIRED

CONTACT: CRIMP OR SOLDER  
FERRULE: .178" HEX TOOL CRIMP

**PE PASTERNAK**  
THE ENGINEER'S RF SOURCE  
Pasternack Enterprises, Inc.  
P.O. Box 16759 | Irvine | CA | 92623  
Phone: (949) 261-1920 | Fax: (949) 261-7451  
Website: www.pasternack.com | E-Mail: sales@pasternack.com

DWG TITLE  
**PE44900**

NOTES:  
1. UNLESS OTHERWISE SPECIFIED ALL DIMENSIONS ARE NOMINAL.  
2. ALL SPECIFICATIONS ARE SUBJECT TO CHANGE WITHOUT NOTICE AT ANY TIME.  
3. DIMENSIONS ARE IN INCHES [mm].  
4. FITS MIL-C-17 AND EQUIVALENT CABLES.

FSCM NO. 53919

CAD FILE 102213  
SCALE N/A  
SIZE A  
150



## SMP Female Right Angle Push-On Connector Crimp/ Solder Attachment for RG316, RG174, LMR-100

### RF Connectors Technical Data Sheet

PE45128

#### Configuration

- Push-On SMP Female Connector
- MIL-STD-348A
- 50 Ohms
- Right Angle Body Geometry
- RG316, RG174, LMR-100 Interface Type
- Crimp/Solder Attachment

#### Electrical Specifications

| Description            | Minimum | Typical | Maximum | Units |
|------------------------|---------|---------|---------|-------|
| Frequency Range        | DC      |         | 3       | GHz   |
| VSWR                   |         |         | 1.3:1   |       |
| Operating Voltage (AC) |         |         | 350     | Vrms  |

#### Mechanical Specifications

##### Size

|            |                      |
|------------|----------------------|
| Length     | 0.295 in [7.49 mm]   |
| Width/Dia. | 0.157 in [3.99 mm]   |
| Height     | 0.311 in [7.9 mm]    |
| Weight     | 0.00736 lbs [3.34 g] |

#### Material Specifications

| Description     | Material         | Plating                 |
|-----------------|------------------|-------------------------|
| Contact         | Beryllium Copper | Gold<br>30μ in. minimum |
| Insulation      | Teflon           |                         |
| Outer Conductor | Beryllium Copper | Gold<br>3μ in. minimum  |
| Body            | Brass            | Gold<br>3μ in. minimum  |

#### Environmental Specifications

##### Temperature

|                 |                  |
|-----------------|------------------|
| Operating Range | -65 to 165 deg C |
|-----------------|------------------|

Click the following link (or enter part number in "SEARCH" on website) to obtain additional part information including price, inventory and certifications: [SMP Female Right Angle Push-On Connector Crimp/Solder Attachment for RG316, RG174, LMR-100 PE45128](#)



## SMP Female Right Angle Push-On Connector Crimp/ Solder Attachment for RG316, RG174, LMR-100

### RF Connectors Technical Data Sheet

PE45128

**Compliance Certifications** (see [product page](#) for current document)

#### Plotted and Other Data

Notes:

SMP Female Right Angle Push-On Connector Crimp/Solder Attachment for RG316, RG174, LMR-100 from Pasternack Enterprises has same day shipment for domestic and International orders. Our RF, microwave and millimeter wave products maintain a 99% availability and are part of the broadest selection in the industry.

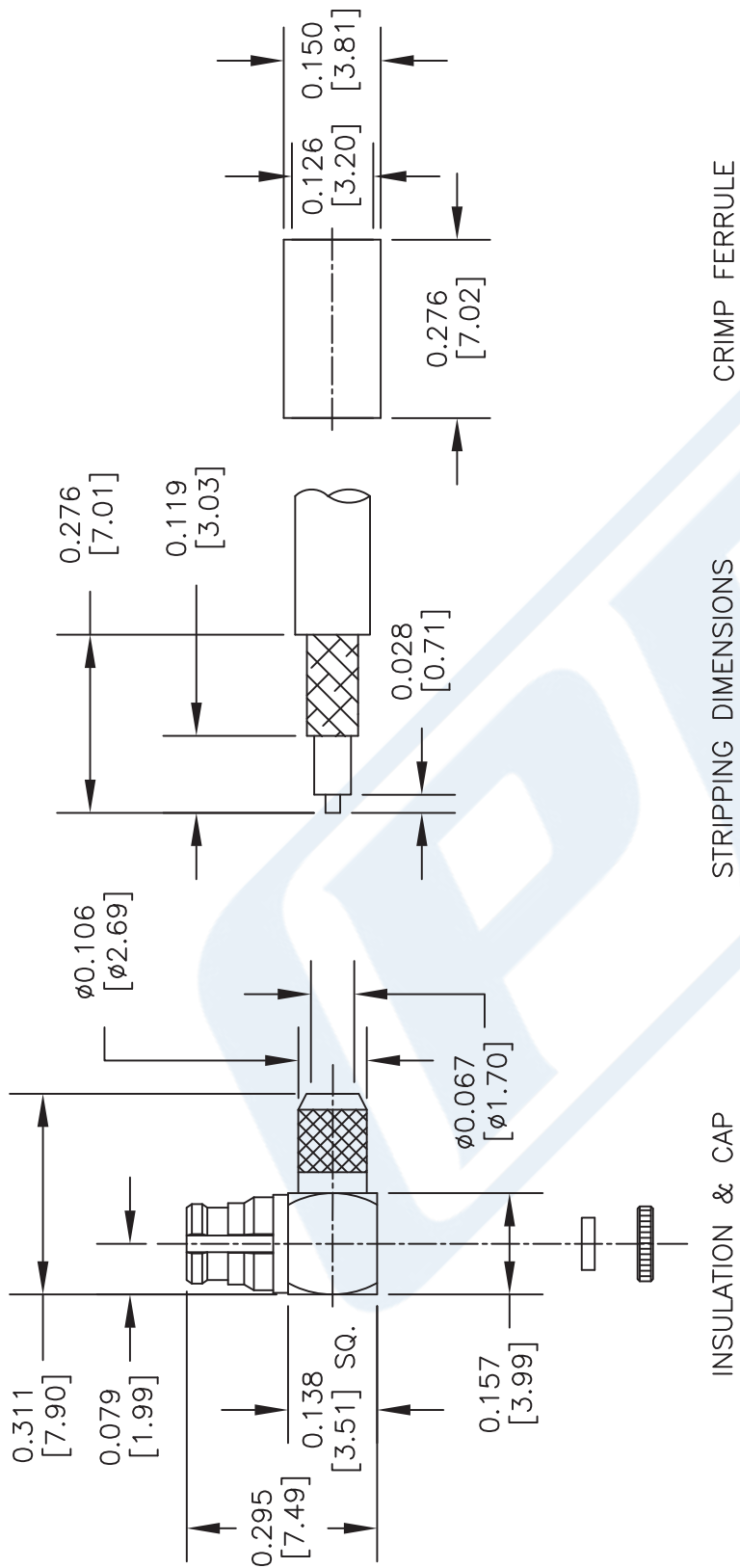
Click the following link (or enter part number in "SEARCH" on website) to obtain additional part information including price, inventory and certifications: [SMP Female Right Angle Push-On Connector Crimp/Solder Attachment for RG316, RG174, LMR-100 PE45128](#)

URL: <https://www.pasternack.com/smp-female-push-on-rg316-rg174-lmr-100-connector-pe45128-p.aspx>

The information contained in this document is accurate to the best of our knowledge and representative of the part described herein. It may be necessary to make modifications to the part and/or the documentation of the part, in order to implement improvements. Pasternack reserves the right to make such changes as required. Unless otherwise stated, all specifications are nominal. Pasternack does not make any representation or warranty regarding the suitability of the part described herein for any particular purpose, and Pasternack does not assume any liability arising out of the use of any part or documentation.

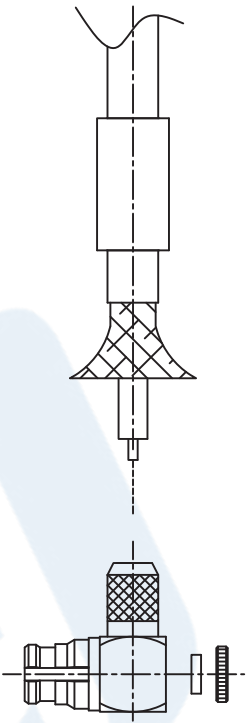
# PE45128 CAD Drawing

SMP Female Right Angle Push-On Connector Crimp/  
Solder Attachment for RG316, RG174, LMR-100



## ASSEMBLY PROCEDURES

1. STRIP THE CABLE TO THE DIMENSIONS SHOWN, DO NOT NICK CENTER CONDUCTOR OR BRAID.
2. SLIDE FERRULE ONTO THE CABLE.
3. FLARE THE BRAID, INSERT THE CONTACT AND SOLDER TO INTERNAL CONTACT.
4. SLIDE FERRULE OVER BRAID AND CRIMP WITH .130" [3.3] HEX. CRIMP TOOL.
5. INSERT THE INSULATION AND THE CAP.



DWG TITLE

**PE45128**

NOTES:  
1. UNLESS OTHERWISE SPECIFIED ALL DIMENSIONS ARE NOMINAL.  
2. ALL SPECIFICATIONS ARE SUBJECT TO CHANGE WITHOUT NOTICE AT ANY TIME.  
3. DIMENSIONS ARE IN INCHES [mm].

**PE PASTERNAK**  
THE ENGINEER'S RF SOURCE

Pasternack Enterprises, Inc.  
P.O. Box 16759 | Irvine | CA | 92623  
Phone: (949) 261-1920 | Fax: (949) 261-7451  
Website: [www.pasternack.com](http://www.pasternack.com) | E-Mail: [sales@pasternack.com](mailto:sales@pasternack.com)

FSCM NO. 53919

CAD FILE 021015

SCALE N/A

SIZE A

200



Flexible RG188 Coax Cable Single  
Shielded with White PTFE Jacket

RF Cables  
Technical Data Sheet

RG188A/U

**Configuration**

- Flexible Cable
- 1 Shield(s)

**Electrical Specifications**

| Description                          | Minimum | Typical | Maximum | Units |
|--------------------------------------|---------|---------|---------|-------|
| Frequency Range                      | DC      |         | 3       | GHz   |
| Impedance                            |         | 50      |         | Ohms  |
| Dielectric Withstanding Voltage (AC) |         |         | 2,000   | Vrms  |

**Performance by Frequency Band**

| Description      | F1    | F2 | F3 | F4 | F5 | Units    |
|------------------|-------|----|----|----|----|----------|
| Frequency        | 400   |    |    |    |    | MHz      |
| Attenuation, Typ | 20    |    |    |    |    | dB/100ft |
|                  | 65.62 |    |    |    |    | dB/100m  |

**Mechanical Specifications**

|          |                          |
|----------|--------------------------|
| Diameter | 0.11 in [2.79 mm]        |
| Weight   | 0.011 lbs/ft [0.02 Kg/m] |

**Construction Specifications**

| Description     | Material and Plating                         | Diameter           |
|-----------------|--|--------------------|
| Inner Conductor | Copper Clad Steel, Silver, 7 Strands         | 0.02 in [0.51 mm]  |
| Conductor Type  | Stranded                                     |                    |
| Dielectric      | PTFE   | 0.06 in [1.52 mm]  |
| First Shield    | Silver Plated Copper Braid<br>95.2% coverage | 0.081 in [2.06 mm] |

Click the following link (or enter part number in "SEARCH" on website) to obtain additional part information including price, inventory and certifications: [Flexible RG188 Coax Cable Single Shielded with White PTFE Jacket RG188A/U](#)

## Flexible RG188 Coax Cable Single Shielded with White PTFE Jacket

### RF Cables Technical Data Sheet

**RG188A/U**

|        |             |                   |
|--------|-------------|-------------------|
| Jacket | PTFE, White | 0.11 in [2.79 mm] |
|--------|-------------|-------------------|

#### Environmental Specifications

##### Temperature

Operating Range -55 to +250 deg C

**Compliance Certifications** (see [product page](#) for current document)

#### Plotted and Other Data

Notes:

Flexible RG188 Coax Cable Single Shielded with White PTFE Jacket from Pasternack Enterprises has same day shipment for domestic and International orders. Our RF, microwave and millimeter wave products maintain a 99.4% availability and are part of the broadest selection in the industry.

Click the following link (or enter part number in "SEARCH" on website) to obtain additional part information including price, inventory and certifications: [Flexible RG188 Coax Cable Single Shielded with White PTFE Jacket RG188A/U](#)

URL: <https://www.pasternack.com/50-ohm-flexible-rg188au-ptfe-jacket-silver-plated-copper-braid-outer-conductor-single-shielded-white-rg188a-u-p.aspx>

The information contained in this document is accurate to the best of our knowledge and representative of the part described herein. It may be necessary to make modifications to the part and/or the documentation of the part, in order to implement improvements. Pasternack reserves the right to make such changes as required. Unless otherwise stated, all specifications are nominal. Pasternack does not make any representation or warranty regarding the suitability of the part described herein for any particular purpose, and Pasternack does not assume any liability arising out of the use of any part or documentation.



RG188A/U CAD Drawing

Flexible RG188 Coax Cable Single Shielded with White PTFE Jacket



SECTION VIEW

STANDARD TOLERANCES

- .X ±0.2
- .XX ±0.01
- .XXX ±0.005

\*STANDARD TOLERANCES APPLY ONLY TO DIMENSIONS IN INCHES



Pasternack Enterprises, Inc.  
P.O. Box 16759 | Irvine | CA | 92623  
Phone: (949) 261-1920 | Fax: (949) 261-7451  
Website: [www.pasternack.com](http://www.pasternack.com) | E-Mail: [sales@pasternack.com](mailto:sales@pasternack.com)

DWG TITLE

RG188A/U

CAGE CODE 53919

NOTES:  
1. UNLESS OTHERWISE SPECIFIED ALL DIMENSIONS ARE NOMINAL.  
2. ALL SPECIFICATIONS ARE SUBJECT TO CHANGE WITHOUT NOTICE AT ANY TIME.  
3. DIMENSIONS ARE IN INCHES [mm].

CAD FILE 091817

SCALE N/A

SIZE A

7361