



N Female Bulkhead Connector Clamp/Solder Attachment For  
PE-SR401AL, PE-SR401FL, RG401, .640 inch DD Hole

TECHNICAL DATA SHEET

PE4942

**N Female Bulkhead Connector Clamp/Solder Attachment For PE-SR401AL, PE-SR401FL, RG401, .640 inch DD Hole**

**Configuration**

Connector	N Female
Connector Interface Type	PE-SR401AL, PE-SR401FL, RG401
Cable Attachment Method (Shield/Contact)	Clamp/Solder
Body Style	Straight
Mount Method	Bulkhead

**Electrical Specifications**

Frequency Range, GHz	DC to 11
Impedance, Ohms	50
Maximum Operating Voltage, Volts	1,000
Dielectric Withstanding Voltage, Vrms	2,500

**Mechanical Specifications**

**Temperature**

Operating Range, deg C	-65 to +165
------------------------	-------------

**Size**

Length, in [mm]	1.775 [45.09]
Width/Dia., in [mm]	0.825 [20.96]
Weight, lbs [g]	0.137 [62.14]

**Connector**

Type	N Female
Contact Material and Plating	Brass, Gold
Contact Plating Specification	30μ in. minimum
Body Material and Plating	Brass, Nickel
Body Plating Specification	100μ in. minimum
Dielectric Type	Teflon

**Compliance Certifications** (visit [www.Pasternack.com](http://www.Pasternack.com) for current document)

RoHS Compliant	Yes
----------------	-----

Click the following link (or enter part number in "SEARCH" on website) to obtain additional part information including price, inventory and certifications: [N Female Bulkhead Connector Clamp/Solder Attachment For PE-SR401AL, PE-SR401FL, RG401, .640 inch DD Hole PE4942](#)

The information contained in this document is accurate to the best of our knowledge and representative of the part described herein. It may be necessary to make modifications to the part and/or the documentation of the part, in order to implement improvements. Pasternack reserves the right to make such changes as required. Unless otherwise stated, all specifications are nominal.



N Female Bulkhead Connector Clamp/Solder Attachment For  
PE-SR401AL, PE-SR401FL, RG401, .640 inch DD Hole

TECHNICAL DATA SHEET

PE4942

**Plotted and Other Data**

Notes:

Values at 25 °C, sea level

N Female Bulkhead Connector Clamp/Solder Attachment For PE-SR401AL, PE-SR401FL, RG401, .640 inch DD Hole from Pasternack Enterprises has same day shipment for domestic and International orders. Our RF, microwave and fiber optic products maintain a 99% availability and are part of the broadest selection in the industry.

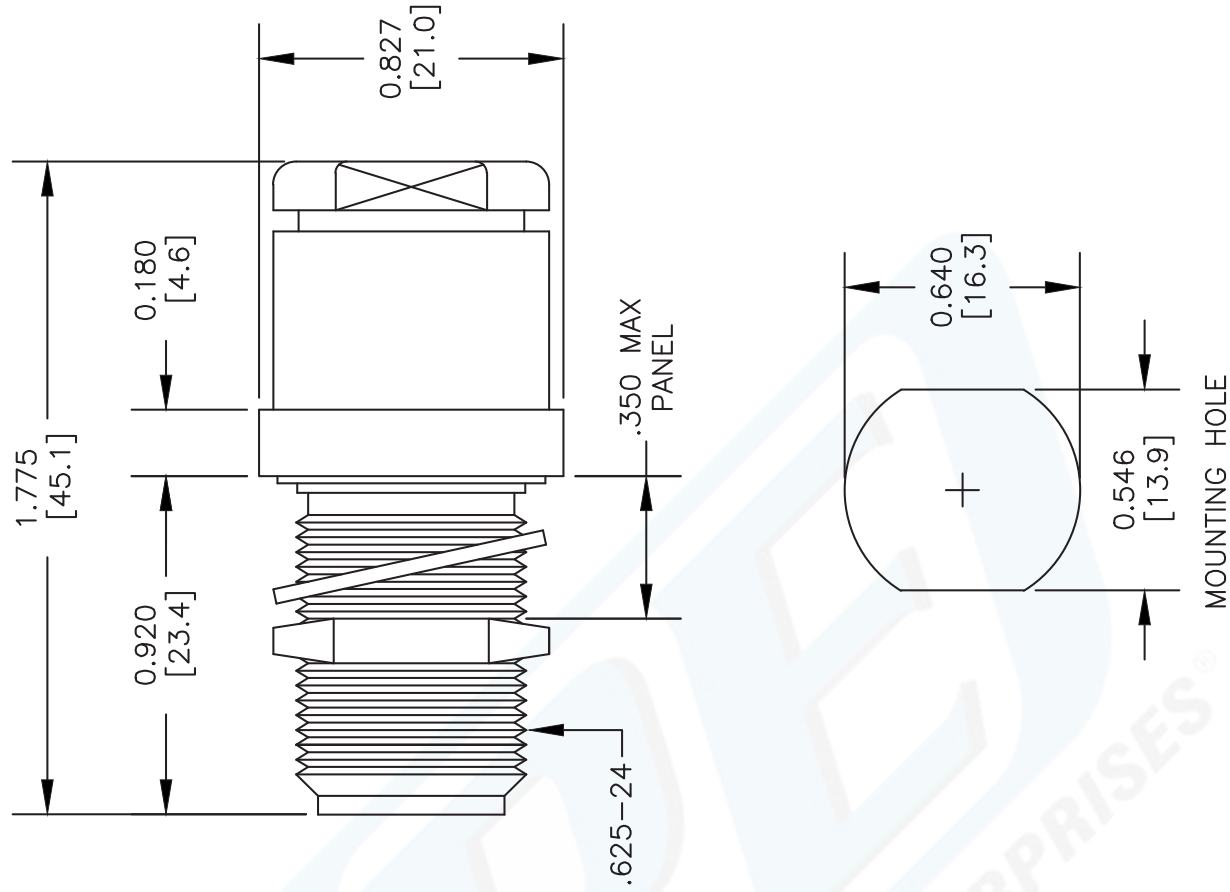
Click the following link (or enter part number in "SEARCH" on website) to obtain additional part information including price, inventory and certifications: [N Female Bulkhead Connector Clamp/Solder Attachment For PE-SR401AL, PE-SR401FL, RG401, .640 inch DD Hole PE4942](#)

URL: <http://www.pasternack.com/n-female-standard-pe-sr401al-pe-sr401fl-rg401-connector-pe4942-p.aspx>

The information contained in this document is accurate to the best of our knowledge and representative of the part described herein. It may be necessary to make modifications to the part and/or the documentation of the part, in order to implement improvements. Pasternack reserves the right to make such changes as required. Unless otherwise stated, all specifications are nominal.

# PE4942 CAD Drawing

N Female Bulkhead Connector Clamp/Solder Attachment For  
PE-SR401AL, PE-SR401FL, RG401, .640 inch DD Hole



- NOTES:
1. UNLESS OTHERWISE SPECIFIED ALL DIMENSIONS ARE NOMINAL.
  2. ALL SPECIFICATIONS ARE SUBJECT TO CHANGE WITHOUT NOTICE AT ANY TIME.
  3. DIMENSIONS ARE IN INCHES [mm].
  4. FITS MIL-C-17 AND EQUIVALENT CABLES.

DWG TITLE

**PE4942**

FSCM NO. 53919

CAD FILE 061402

SCALE N/A

SIZE A

XXXX

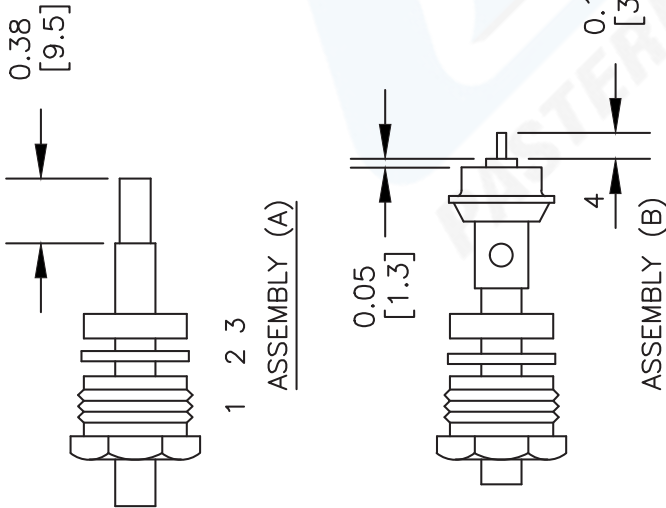
**PE PASTERNAK®**

Pasternack Enterprises, Inc.  
P.O. Box 16759 | Irvine | CA | 92623  
Phone: (949) 261-1920 | Fax: (949) 261-7451  
Website: [www.pasternack.com](http://www.pasternack.com) | E-Mail: [sales@pasternack.com](mailto:sales@pasternack.com)

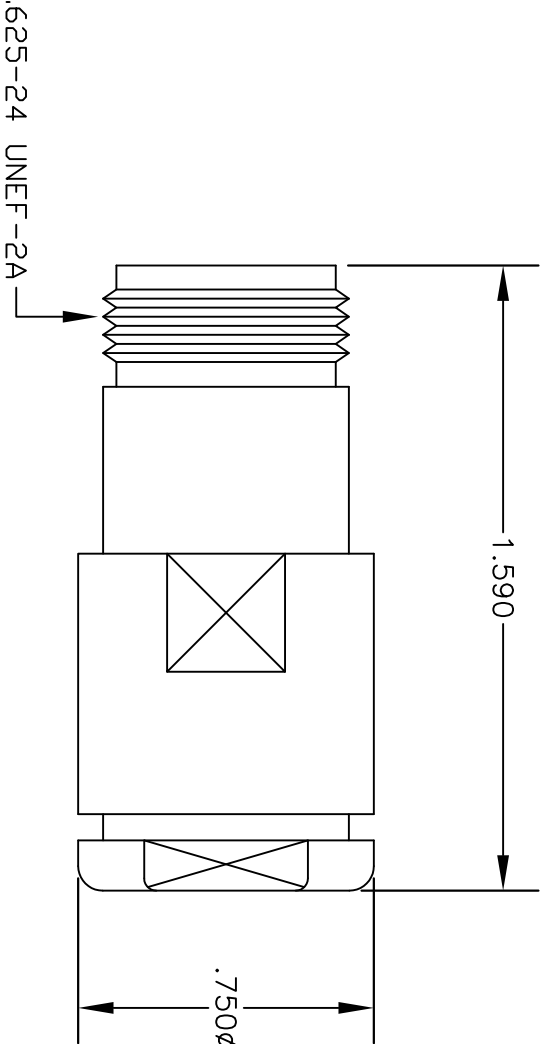
## ASSEMBLY PROCEDURES

1. SLIDE CLAMP NUT (1), WASHER (2) & GASKET OVER CABLE. STRIP CABLE AS SHOWN IN ASSEMBLY (A). DO NOT CUT DIELECTRIC.
2. SLIDE ADAPTER (4) OVER CABLE UNTIL ADAPTER (4) BOTTOMS ON OUTER CONDUCTOR. SOLDER ADAPTER (4) TO OUTER CONDUCTOR USING MINIMUM HEAT.
3. STRIP CABLE AS SHOWN IN ASSEMBLY (B). SOLDER CONTACT TO CENTER CONDUCTOR. SLIDE ASSEMBLY FORWARD & TIGHTEN TO BODY.

## STRIPPING DIMENSIONS



MATERIALS			
BODY		BRASS NICKEL PLATED	
CONTACT		SILVER PLATED	
INSULATOR		PTFE	
SOLDER ADAPTER		GOLD PLATED	

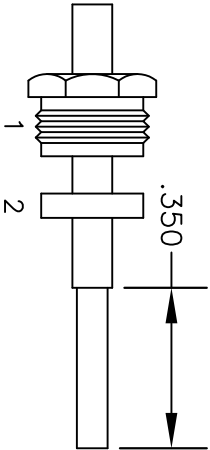


### ASSEMBLY PROCEDURES

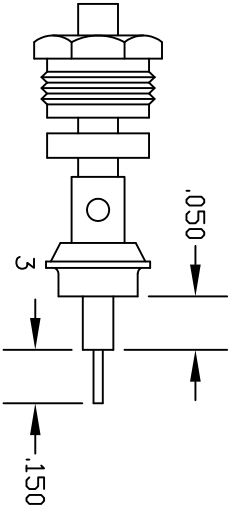
1. SLIDE CLAMP NUT (1) & GASKET (2) OVER CABLE. STRIP CABLE AS SHOWN IN ASSEMBLY (A). DO NOT CUT DIELECTRIC.

2. SLIDE ADAPTER (3) OVER CABLE UNTIL ADAPTER (3) BOTTOMS ON OUTER CONDUCTOR. SOLDER ADAPTER (3) TO OUTER CONDUCTOR USING MINIMUM HEAT.

3. STRIP CABLE AS SHOWN IN ASSEMBLY (B). SOLDER CONTACT TO CENTER CONDUCTOR. SLIDE ASSEMBLY FORWARD & TIGHTEN TO BODY.



ASSEMBLY (A)



ASSEMBLY (B)



**PASTERMACK ENTERPRISES®**  
ESTABLISHED 1972

COAXIAL & FIBER OPTICS

**PASTERMACK ENTERPRISES, INC.**  
P.O. BOX 16759, IRVINE, CA 92623  
PHONE (949) 261-1920 FAX (949) 261-7451  
WEB ADDRESS: [www.pastermack.com](http://www.pastermack.com)  
E-MAIL ADDRESS: [sales@pastermack.com](mailto:sales@pastermack.com)

DWG TITLE  
**PE4439**

DES.

N FEMALE, SOLDERCLAMP ATTACHMENT  
FOR RG401, PE-SR401AL & PE-SR401FL

SIZE A	FSCM NO. 53919	CAD FILE	052202	SCALE	N/A		127
--------	----------------	----------	--------	-------	-----	--	-----

### NOTES:

1. UNLESS OTHERWISE SPECIFIED ALL DIMENSIONS ARE NOMINAL.
2. ALL SPECIFICATIONS ARE SUBJECT TO CHANGE WITHOUT NOTICE AT ANY TIME.

## RG401 Coax Cable with Copper

### TECHNICAL DATA SHEET

RG401/U

#### RG401 Coax Cable with Copper

##### Configuration

Inner Conductor Material and Plating	Copper, Silver
Dielectric Type	PTFE
Shield Materials	Copper
Jacket Material and Color	Tan

##### Electrical Specifications

Impedance, Ohms	50
Velocity of Propagation, %	69.5
Maximum Operating Frequency, GHz	20
Capacitance, pF/ft [pF/m]	29.6 [97.11]
Maximum Operating Voltage, Volts	3,000
Dielectric Withstanding Voltage, Vrms	7,500

##### Electrical Specifications by Frequency

###### Frequency 1

Frequency, MHz	1000
Attenuation, dB/100ft [dB/100m]	7.5 [24.61]
Power Handling, KWatts	1,400

###### Frequency 2

Frequency, GHz	10
Attenuation, dB/100ft [dB/100m]	33 [108.27]
Power Handling, Watts	350

###### Frequency 3

Frequency, GHz	20
Attenuation, dB/100ft [dB/100m]	48 [157.48]
Power Handling, Watts	200

##### Mechanical Specifications

###### Temperature

Operating Range, deg C	-55 to +125
------------------------	-------------

###### Inner Conductor

Number of Strands	1
Material	Copper
Plating	Silver
Diameter, in [mm]	0.064 [1.63]

Click the following link (or enter part number in "SEARCH" on website) to obtain additional part information including price, inventory and certifications: [RG401 Coax Cable with Copper RG401/U](#)

The information contained in this document is accurate to the best of our knowledge and representative of the part described herein. It may be necessary to make modifications to the part and/or the documentation of the part, in order to implement improvements. Pasternack reserves the right to make such changes as required. Unless otherwise stated, all specifications are nominal.



## RG401 Coax Cable with Copper

## TECHNICAL DATA SHEET

RG401/U

**Dielectric:**

Type	PTFE
Diameter, in [mm]	0.209 [5.31]

**Shield:**

Number of	1
Material 1	Copper
Diameter, in [mm]	0.25 [6.35]

**Jacket:**

Color	Tan
One Time Minimum Bend Radius, in [mm]	0.25 [6.35]
Weight, lbs/ft [Kg/m]	0.105 [0.16]

**Compliance Certifications** (visit [www.Pasternack.com](http://www.Pasternack.com) for current document)

RoHS Compliant	Yes
----------------	-----

**Plotted and Other Data**

Notes:	Values at 25 °C, sea level
--------	----------------------------

RG401 Coax Cable with Copper from Pasternack Enterprises has same day shipment for domestic and International orders. Our RF, microwave and fiber optic products maintain a 99% availability and are part of the broadest selection in the industry.

Click the following link (or enter part number in "SEARCH" on website) to obtain additional part information including price, inventory and certifications: [RG401 Coax Cable with Copper RG401/U](#)

URL: <http://www.pasternack.com/semirigid-0.250-rg401-50-ohm-coax-cable-copper-rg401-u-p.aspx>

The information contained in this document is accurate to the best of our knowledge and representative of the part described herein. It may be necessary to make modifications to the part and/or the documentation of the part, in order to implement improvements. Pasternack reserves the right to make such changes as required. Unless otherwise stated, all specifications are nominal.



IMPEDANCE: 50 OHMS  
INNER CONDUCTOR DIAMETER: .0641"  
INNER CONDUCTOR MATERIAL: SILVER COVERED COPPER  
DIELECTRIC DIAMETER: .209"  
DIELECTRIC MATERIAL: SOLID POLYTETRAFLUOROETHYLENE  
OUTER DIAMETER: .250"  
OUTER SHIELD: BARE COPPER TUBE  
OPERATING TEMPERATURE: - 55° TO + 150° C  
MAX OPERATING VOLTAGE (VOLTS RMS): 3,000

NOMINAL ATTENUATION ( PER 100 FEET )

1 GHz	7.5 dB
10 GHz	33.0 dB
20 GHz	48.00 dB

MAXIMUM POWER HANDLING ( AVERAGE POWER IN WATTS )

1 GHz	1,400
10 GHz	350
20 GHz	200



PASTERNAK ENTERPRISES, INC.  
P.O BOX 16759, IRVINE, CA 92623  
PHONE (949) 261-1920 FAX (949) 261-7451  
WEB ADDRESS: [www.pasternack.com](http://www.pasternack.com)  
E-MAIL ADDRESS: [sales@pasternack.com](mailto:sales@pasternack.com)  
COAXIAL & FIBER OPTICS

DWG TITLE

RG401/U

NOTES:  
1. UNLESS OTHERWISE SPECIFIED ALL DIMENSIONS ARE NOMINAL.  
2. ALL SPECIFICATIONS ARE SUBJECT TO CHANGE WITHOUT NOTICE AT ANY TIME.  
3. DIMENSIONS ARE IN INCHES [mm].

REV. B

FSCM NO. 53919

CAD FILE 070512

SCALE N/A

SIZE A

2233