



1.85mm Male Precision Connector Clamp/Solder
Attachment For PE-047SR, PE-SR047AL, PE-SR047FL

TECHNICAL DATA SHEET

PE44799

1.85mm Male Precision Connector Clamp/Solder Attachment For PE-047SR, PE-SR047AL, PE-SR047FL

Configuration

Connector	1.85mm Male
Connector Interface Type	PE-047SR, PE-SR047AL, PE-SR047FL
Cable Attachment Method (Shield/Contact)	Clamp/Solder
Connector Design	Precision
Body Style	Straight

Electrical Specifications

Frequency Range, GHz	DC to 65
Impedance, Ohms	50
Maximum VSWR	1.35:1

Mechanical Specifications

Size

Length, in [mm]	0.585 [14.86]
Width/Dia., in [mm]	0.35 [8.89]

Connector

Type	1.85mm Male
Contact Material and Plating	Beryllium Copper, Gold
Contact Plating Specification	50µ Inches.
Coupling Nut Material and Plating	Passivated Stainless Steel
Coupling Nut Plating Specification	SAE-AMS-2700
Hex Size, Inch	5/16
Torque, in-lbs [Nm]	8 [0.9]
Body Material and Plating	Passivated Stainless Steel
Body Plating Specification	SAE-AMS-2700
Dielectric Type	PEI

Compliance Certifications (visit www.Pasternack.com for current document)

RoHS Compliant	Yes
----------------	-----

Click the following link (or enter part number in "SEARCH" on website) to obtain additional part information including price, inventory and certifications: [1.85mm Male Precision Connector Clamp/Solder Attachment For PE-047SR, PE-SR047AL, PE-SR047FL PE44799](#)

The information contained in this document is accurate to the best of our knowledge and representative of the part described herein. It may be necessary to make modifications to the part and/or the documentation of the part, in order to implement improvements. Pasternack reserves the right to make such changes as required. Unless otherwise stated, all specifications are nominal.



1.85mm Male Precision Connector Clamp/Solder
Attachment For PE-047SR, PE-SR047AL, PE-SR047FL

TECHNICAL DATA SHEET

PE44799

Plotted and Other Data

Notes:

Values at 25 °C, sea level

1.85mm Male Precision Connector Clamp/Solder Attachment For PE-047SR, PE-SR047AL, PE-SR047FL from Pasternack Enterprises has same day shipment for domestic and International orders. Our RF, microwave and fiber optic products maintain a 99% availability and are part of the broadest selection in the industry.

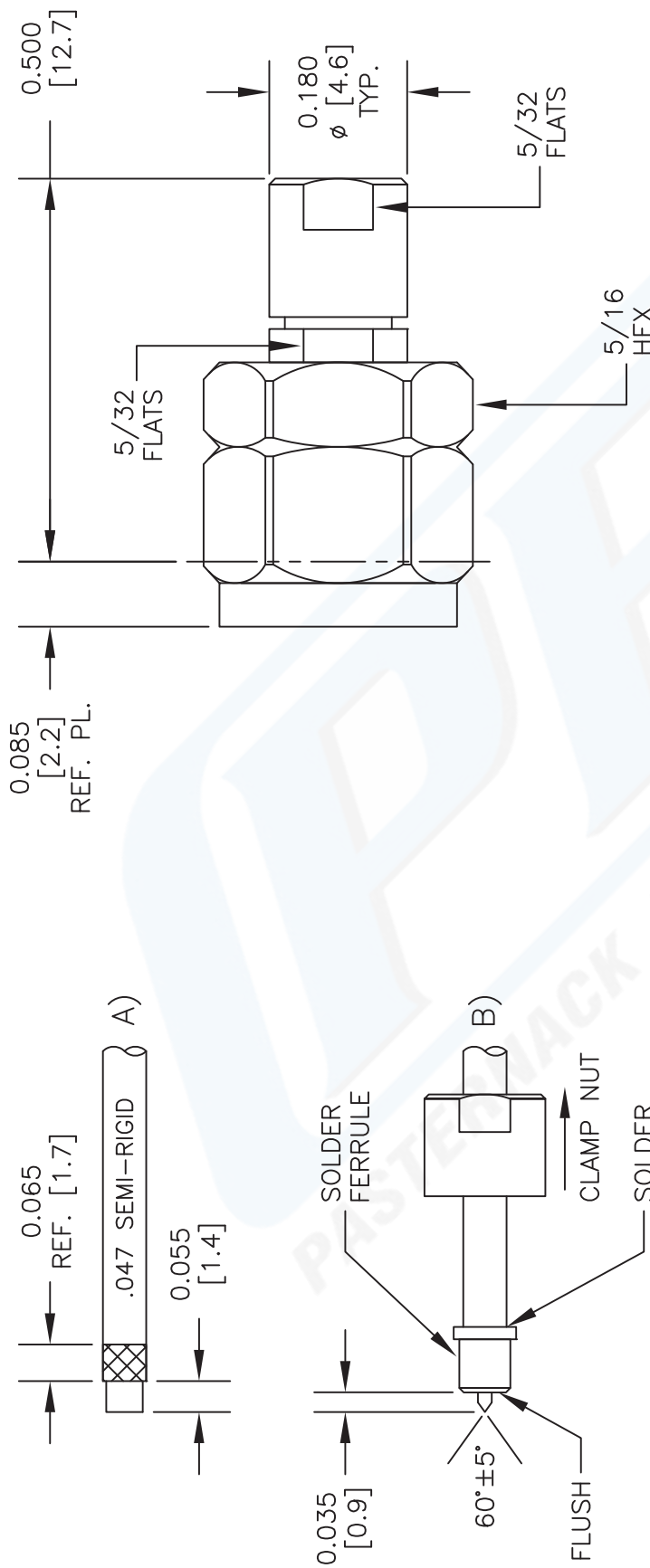
Click the following link (or enter part number in "SEARCH" on website) to obtain additional part information including price, inventory and certifications: [1.85mm Male Precision Connector Clamp/Solder Attachment For PE-047SR, PE-SR047AL, PE-SR047FL PE44799](http://www.pasternack.com/1.85mm-male-standard-pe-047sr-pe-sr047al-pe-sr047fl-connector-pe44799-p.aspx)

URL: <http://www.pasternack.com/1.85mm-male-standard-pe-047sr-pe-sr047al-pe-sr047fl-connector-pe44799-p.aspx>

The information contained in this document is accurate to the best of our knowledge and representative of the part described herein. It may be necessary to make modifications to the part and/or the documentation of the part, in order to implement improvements. Pasternack reserves the right to make such changes as required. Unless otherwise stated, all specifications are nominal.

PE44799 CAD Drawing

1.85mm Male Precision Connector Clamp/Solder Attachment
For PE-047SR, PE-SR047AL, PE-SR047FL



STRIPPING DIMENSIONS
ASSEMBLY PROCEDURES

1. STRIP CABLE AS SHOWN IN (A). DO NOT NICK DIELECTRIC.
2. PRE-TIN CABLE JACKET TO APPROXIMATE DIMENSION AS SHOWN IN (A).
3. INSERT CABLE THRU ADAPTER UNTIL IT BOTTOMS OUT. SOLDER OUTER CONDUCTOR TO ADAPTER & TRIM DIELECTRIC AS SHOWN IN (B).
4. SCREW ASSEMBLY INTO BODY & TIGHTEN NUT.

PE PASTERNAK®
Pasternack Enterprises, Inc.
P.O. Box 16759 | Irvine | CA | 92623
Phone: (949) 261-1920 | Fax: (949) 261-7451
Website: www.pasternack.com | E-Mail: sales@pasternack.com

DWG TITLE
PE44799

NOTES:
1. UNLESS OTHERWISE SPECIFIED ALL DIMENSIONS ARE NOMINAL.
2. ALL SPECIFICATIONS ARE SUBJECT TO CHANGE WITHOUT NOTICE AT ANY TIME.
3. DIMENSIONS ARE IN INCHES [mm].
4. FITS MIL-C-17 AND EQUIVALENT CABLES.

FSCM NO. 53919

CAD FILE 042413

SCALE N/A

SIZE A

2233



SMA Male Precision Connector Solder Attachment for PE-047SR, PE-SR047AL, PE-SR047FL

RF Connectors Technical Data Sheet

PE4404

Configuration

- SMA Male Connector
- MIL-STD-348
- 50 Ohms
- Straight Body Geometry
- PE-047SR, PE-SR047AL, PE-SR047FL Interface Type
- Solder/Solder Attachment
- 5/16 inch Hex
- Precision Design

Features

- Max. Operating Frequency 18 GHz
- Excellent VSWR of 1.2:1
- Gold over Nickel Plated Beryllium Copper Contact
- 50 µin minimum contact plating

Applications

- General Purpose Test
- Precision Test & Measurement
- Custom Cable Assemblies

Description

Pasternack's PE4404 SMA male precision connector with solder/solder attachment for PE-047SR, PE-SR047AL and PE-SR047FL is part of our full line of RF components available for same-day shipping. Our SMA male connector operates up to a maximum frequency of 18 GHz and offers excellent VSWR of 1.2:1.

Our SMA male connector PE4404 datasheet specifications and drawing with dimensions are shown below in this PDF. Pasternack's broad catalog of RF, microwave and millimeter wave connectors allows designers to configure and customize their signal connections however they like. Whether the need is to provide an I/O for a board design, or simply create a custom cable assembly configuration, Pasternack has the right connector for the job. Pasternack can also expertly build your custom cable assemblies for you and ship same-day.

Electrical Specifications

Description	Minimum	Typical	Maximum	Units
Frequency Range	DC		18	GHz
VSWR			1.2:1	
Insertion Loss			0.17	dB
Operating Voltage (AC)			500	Vrms
Dielectric Withstanding Voltage (AC)			1,500	Vrms
High Potential Voltage 5 to 7.5 MHz			1,000	Vrms
Corona Discharge at 70,000 ft			375	Vrms
Insulation Resistance	5,000			MOhms

Click the following link (or enter part number in "SEARCH" on website) to obtain additional part information including price, inventory and certifications: [SMA Male Precision Connector Solder Attachment for PE-047SR, PE-SR047AL, PE-SR047FL PE4404](#)



SMA Male Precision Connector Solder Attachment for PE-047SR, PE-SR047AL, PE-SR047FL

RF Connectors Technical Data Sheet

PE4404

Performance by Frequency

Description	F1	F2	F3	F4	F5	Units
Frequency Range	DC to 14	14 to 18				GHz
VSWR, Max	1.13:1	1.2:1				

Electrical Specification Notes:
Insertion loss: 0.04 x sqrt(fGHz) dB max.
RF leakage: 90 dB min up to 1 GHz.

Mechanical Specifications

Size	
Length	0.489 in [12.42 mm]
Width/Dia.	0.312 in [7.92 mm]
Weight	0.008 lbs [3.63 g]
Mating Cycles	500 Cycles
Mating Torque	7 to 10 in-lbs [0.79 to 1.13 Nm]

Material Specifications

Description	Material	Plating
Contact	Beryllium Copper	Gold over Nickel 50 µin minimum
Insulation	PTFE	
Body	Brass	Gold over Nickel 50 µin minimum
Coupling Nut	Brass	Nickel 50 µin minimum

Environmental Specifications

Temperature	
Operating Range	-65 to +165 deg C
Humidity	MIL-STD-202, Method 106, No Vibration
Shock	MIL-STD-202, Method 213, Condition I
Vibration	MIL-STD-202, Method 204, Condition D
Thermal Shock	MIL-STD-202, Method 107, Condition B
Salt Spray	MIL-STD-202, Method 101, Condition B (5%)

Click the following link (or enter part number in "SEARCH" on website) to obtain additional part information including price, inventory and certifications: [SMA Male Precision Connector Solder Attachment for PE-047SR, PE-SR047AL, PE-SR047FL PE4404](#)



SMA Male Precision Connector Solder Attachment
for PE-047SR, PE-SR047AL, PE-SR047FL

RF Connectors Technical Data Sheet

PE4404

Compliance Certifications (see [product page](#) for current document)

Plotted and Other Data

Notes:

Click the following link (or enter part number in "SEARCH" on website) to obtain additional part information including price, inventory and certifications: [SMA Male Precision Connector Solder Attachment for PE-047SR, PE-SR047AL, PE-SR047FL PE4404](#)



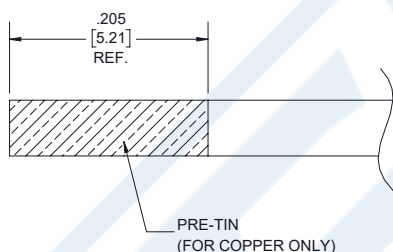
SMA Male Precision Connector Solder Attachment for PE-047SR, PE-SR047AL, PE-SR047FL

RF Connectors Technical Data Sheet

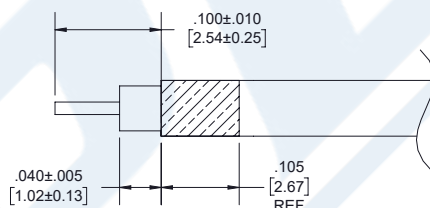
PE4404

Assembly Instruction

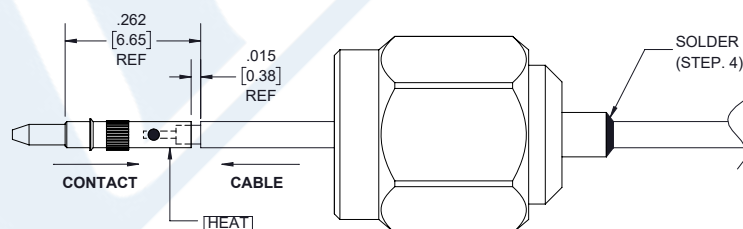
1. PRE-TIN CABLE JACKET TO THE REFERENCE LENGTH AS SHOWN. ONLY FOR COPPER OUTER CONDUCTOR CABLE.



2. A. STRIP CABLE TO THE DIMENSIONS AS SHOWN TO EXPOSE CENTER CONDUCTOR AND DIELECTRIC.
B. PRE-TIN CABLE CENTER CONTACT.
C. SLIDE CONNECTOR THROUGH CABLE.



3. INSERT CENTER CONDUCTOR INTO CONTACT UNTIL DIELECTRIC BOTTOMS INSIDE CONTACT. SOFT SOLDER CONTACT TO CENTER CONDUCTOR. DO NOT OVER HEAT DIELECTRIC.



4. USING ASSEMBLY TOOL, PRESS CONTACT FULLY INTO INSULATOR. SOLDER OUTER CONDUCTOR TO BODY.

Click the following link (or enter part number in "SEARCH" on website) to obtain additional part information including price, inventory and certifications: [SMA Male Precision Connector Solder Attachment for PE-047SR, PE-SR047AL, PE-SR047FL PE4404](#)



SMA Male Precision Connector Solder Attachment for PE-047SR, PE-SR047AL, PE-SR047FL

RF Connectors Technical Data Sheet

PE4404

SMA Male Precision Connector Solder Attachment for PE-047SR, PE-SR047AL, PE-SR047FL from Pasternack Enterprises has same day shipment for domestic and International orders. Our RF, microwave and millimeter wave products maintain a 99.4% availability and are part of the broadest selection in the industry.

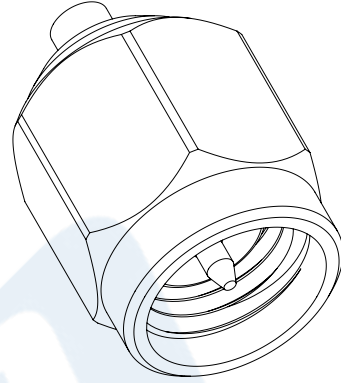
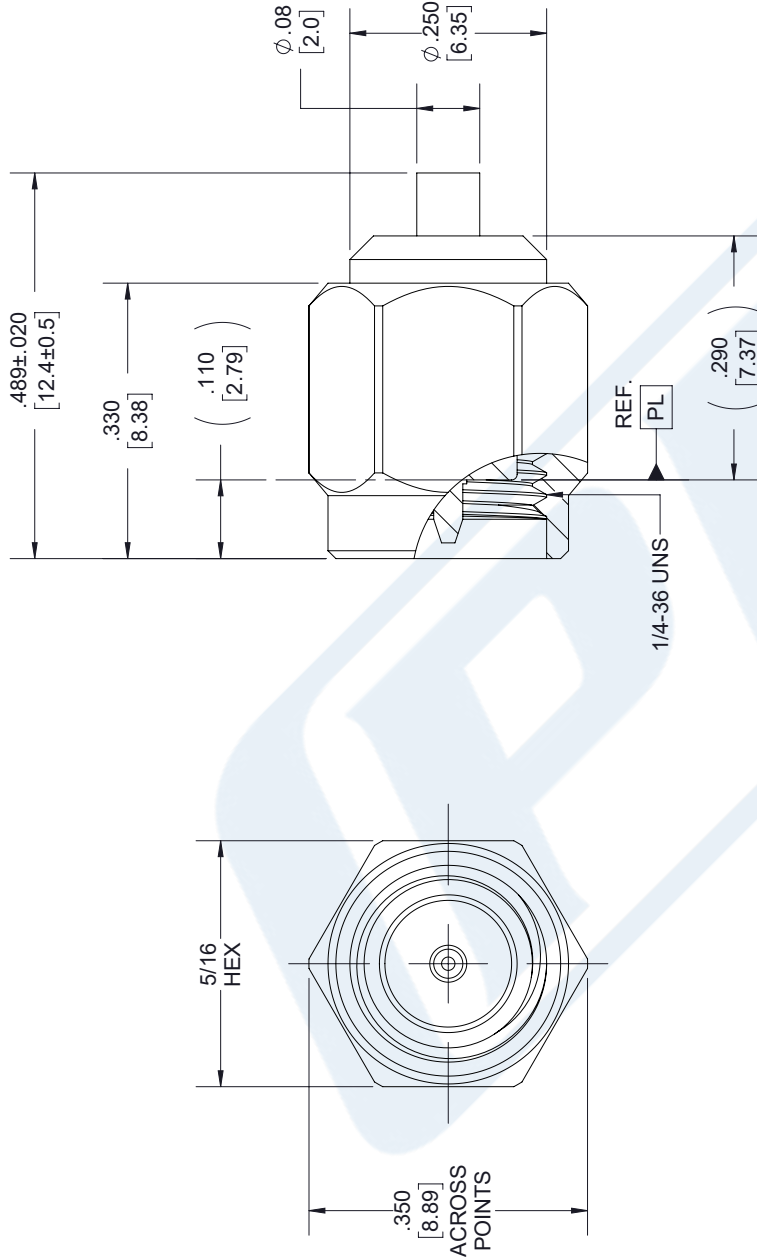
Click the following link (or enter part number in "SEARCH" on website) to obtain additional part information including price, inventory and certifications: [SMA Male Precision Connector Solder Attachment for PE-047SR, PE-SR047AL, PE-SR047FL PE4404](https://www.pasternack.com/sma-male-standard-pe-047sr-pe-sr047al-pe-sr047fl-connector-pe4404-p.aspx)

URL: <https://www.pasternack.com/sma-male-standard-pe-047sr-pe-sr047al-pe-sr047fl-connector-pe4404-p.aspx>

The information contained in this document is accurate to the best of our knowledge and representative of the part described herein. It may be necessary to make modifications to the part and/or the documentation of the part, in order to implement improvements. Pasternack reserves the right to make such changes as required. Unless otherwise stated, all specifications are nominal. Pasternack does not make any representation or warranty regarding the suitability of the part described herein for any particular purpose, and Pasternack does not assume any liability arising out of the use of any part or documentation.

PE4404 CAD Drawing

SMA Male Precision Connector Solder Attachment for PE-047SR, PE-SR047AL, PE-SR047FL



STANDARD TOLERANCES

.X ±0.2
.XX ±0.01
.XXX ±0.005

*STANDARD TOLERANCES APPLY ONLY TO DIMENSIONS IN INCHES



Pasternack Enterprises, Inc.
P.O. Box 16759 | Irvine | CA | 92623
Phone: (949) 261-1920 | Fax: (949) 261-7451
Website: www.pasternack.com | E-Mail: sales@pasternack.com

DWG TITLE

PE4404

NOTES:
1. UNLESS OTHERWISE SPECIFIED ALL DIMENSIONS ARE NOMINAL.
2. ALL SPECIFICATIONS ARE SUBJECT TO CHANGE WITHOUT NOTICE AT ANY TIME
3. DIMENSIONS ARE IN INCHES [mm].

CAGE CODE 53919

CAD FILE 010918

SCALE N/A

SIZE A

7361

047 Semi-rigid Coax Cable with Copper Outer Conductor

TECHNICAL DATA SHEET

PE-047SR

Configuration

Inner Conductor Material and Plating	Copper Clad Steel, Silver
Dielectric Type	PTFE
Shield Materials	Copper

Electrical Specifications

Impedance, Ohms	50
Maximum Operating Frequency, GHz	40
Dielectric Withstanding Voltage, Vrms	2,000

Electrical Specifications by Frequency**Frequency 1**

Frequency, MHz	1000
Attenuation, dB/100ft [dB/100m]	40 [131.23]
Power Handling, Watts	32

Frequency 2

Frequency, GHz	10
Attenuation, dB/100ft [dB/100m]	130 [426.51]
Power Handling, Watts	9

Frequency 3

Frequency, GHz	20
Attenuation, dB/100ft [dB/100m]	190 [623.36]
Power Handling, Watts	6.5

Mechanical Specifications**Temperature**

Operating Range, deg C	-55 to +100
------------------------	-------------

Inner Conductor

Number of Strands	1
Material	Copper Clad Steel
Plating	Silver
Diameter, in [mm]	0.011 [0.28]

Dielectric:

Type	PTFE
Diameter, in [mm]	0.037 [0.94]

Shield:

Number of	1
Material 1	Copper
Diameter, in [mm]	0.047 [1.19]

Click the following link (or enter part number in "SEARCH" on website) to obtain additional part information including price, inventory and certifications: [047 Semi-rigid Coax Cable with Copper Outer Conductor PE-047SR](#)

047 Semi-rigid Coax Cable with Copper Outer Conductor

TECHNICAL DATA SHEET

PE-047SR

Jacket:

Diameter, in [mm]	0.047 [1.19]
One Time Minimum Bend Radius, in [mm]	0.05 [1.27]
Weight, lbs/ft [Kg/m]	0.005 [0.01]

Compliance Certifications (visit www.Pasternack.com for current document)

RoHS Compliant	
REACH Compliant	12/19/2011

Plotted and Other Data

Notes:

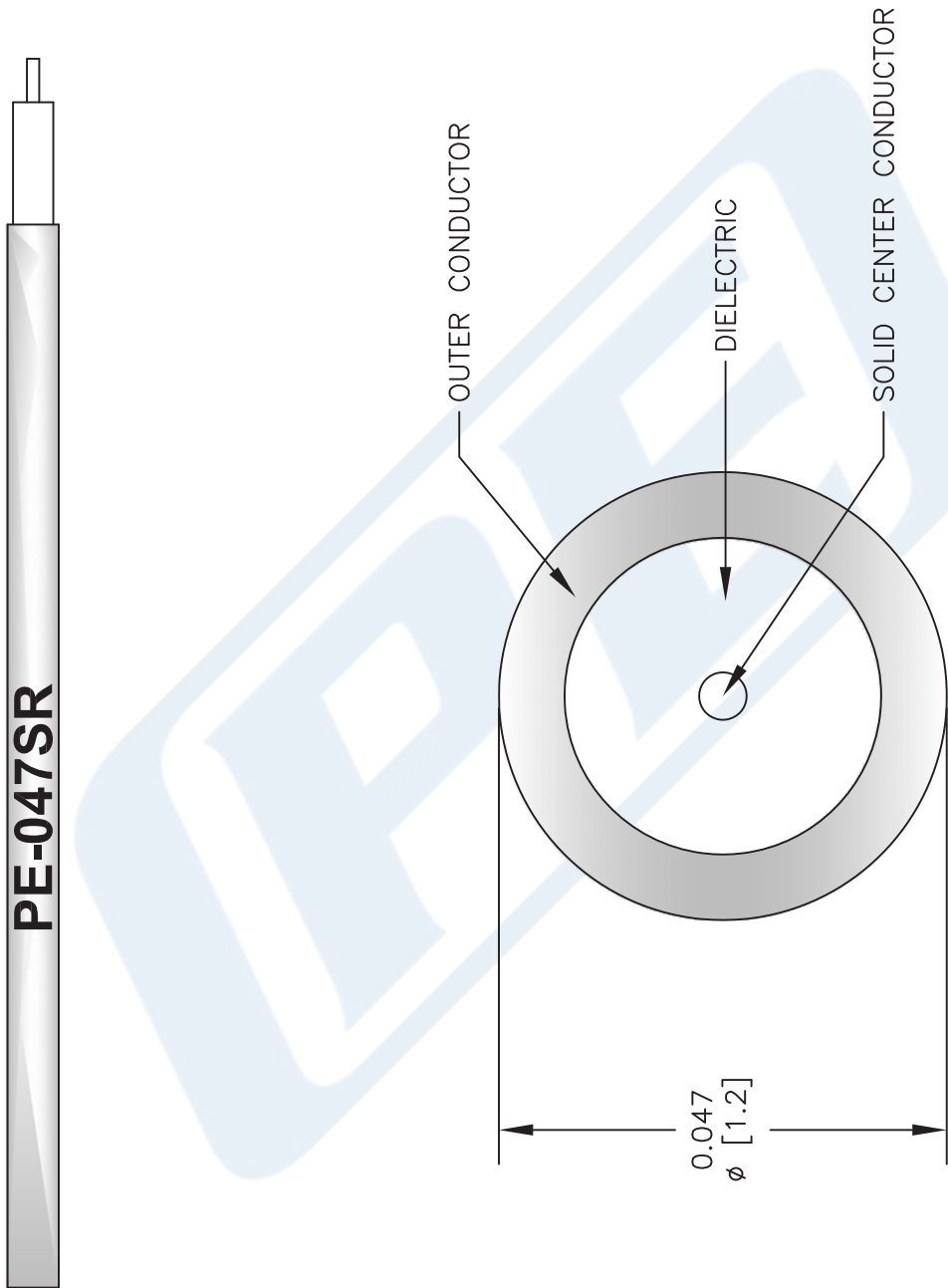
- Values at +25 °C, sea level

047 Semi-rigid Coax Cable with Copper Outer Conductor from Pasternack Enterprises has same day shipment for domestic and International orders. Our RF, microwave and millimeter wave products maintain a 99% availability and are part of the broadest selection in the industry.

Click the following link (or enter part number in "SEARCH" on website) to obtain additional part information including price, inventory and certifications: [047 Semi-rigid Coax Cable with Copper Outer Conductor PE-047SR](http://www.pasternack.com/semirigid-0.047-50-ohm-coax-cable-copper-pe-047sr-p.aspx)

URL: <http://www.pasternack.com/semirigid-0.047-50-ohm-coax-cable-copper-pe-047sr-p.aspx>

The information contained in this document is accurate to the best of our knowledge and representative of the part described herein. It may be necessary to make modifications to the part and/or the documentation of the part, in order to implement improvements. Pasternack reserves the right to make such changes as required. Unless otherwise stated, all specifications are nominal. Pasternack does not make any representation or warranty regarding the suitability of the part described herein for any particular purpose, and Pasternack does not assume any liability arising out of the use of any part or documentation.



NOTES: 1. UNLESS OTHERWISE SPECIFIED ALL DIMENSIONS ARE NOMINAL. 2. ALL SPECIFICATIONS ARE SUBJECT TO CHANGE WITHOUT NOTICE AT ANY TIME. 3. DIMENSIONS ARE IN INCHES [mm].			
CAD FILE	073113	SCALE	N/A
SIZE	A		2233

DWG TITLE PE-047SR	
FSCM NO.	53919

**PASTERNAK®**
Pasternack Enterprises, Inc.
P.O. Box 16759 | Irvine | CA | 92623
Phone: (949) 261-1920 | Fax: (949) 261-7451
Website: www.pasternack.com | E-Mail: sales@pasternack.com