



## RP-SMA Female Connector Crimp/Crimp Attachment for LMR-400, PE-C400, PE-B400, PE-B405

### RF Connectors Technical Data Sheet

PE45397

#### Configuration

- SMA Female Reverse Polarity Connector
- 50 Ohms
- Straight Body Geometry
- Connector Interface Types: LMR-400, PE-C400, PE-B400, PE-B405

#### Features

- Max. Operating Frequency 6 GHz
- Good VSWR of 1.3:1
- Gold Plated Brass Contact
- Reverse Polarity

#### Applications

- General Purpose Test
- Custom Cable Assemblies

#### Description

Pasternack's PE45397 RP SMA female connector with crimp/crimp attachment for LMR-400, PE-C400, PE-B400 and PE-B405 is part of our full line of RF components available for same-day shipping. The female reverse polarity configuration uses a female connector body with a male inner contact pin. Our SMA female connector operates up to a maximum frequency of 6 GHz and offers good VSWR of 1.3:1.

Our reverse polarity SMA female connector PE45397 datasheet specifications and drawing with dimensions are shown below in this PDF. Pasternack's broad catalog of RF, microwave and millimeter wave connectors allows designers to configure and customize their signal connections however they like. Whether the need is to provide an I/O for a board design, or simply create a custom cable assembly configuration, Pasternack has the right connector for the job. Pasternack can also expertly build your custom cable assemblies for you and ship same-day.

#### Electrical Specifications

Description	Minimum	Typical	Maximum	Units
Frequency Range	DC		6	GHz
VSWR			1.3:1	
Dielectric Withstanding Voltage (AC)			1,000	Vrms

#### Mechanical Specifications

<b>Size</b>	
Length	1.47 in [37.34 mm]
Weight	0.036 lbs [16.33 g]
Mating Cycles	500 Cycles

Click the following link (or enter part number in "SEARCH" on website) to obtain additional part information including price, inventory and certifications: [RP-SMA Female Connector Crimp/Crimp Attachment for LMR-400, PE-C400, PE-B400, PE-B405 PE45397](#)



## RP-SMA Female Connector Crimp/Crimp Attachment for LMR-400, PE-C400, PE-B400, PE-B405

### RF Connectors Technical Data Sheet

PE45397

#### Material Specifications

Description	Material	Plating
Contact	Brass	Gold
Insulation	PTFE	
Outer Conductor	Brass	Nickel
Body	Brass	Nickel
Gasket	Rubber	
Crimp Sleeve	Brass	Nickel

#### Environmental Specifications

##### Temperature

Operating Range

-55 to +85 deg C

Humidity

MIL-Std. 202 Method 106 (Test Condition B)

Vibration

MIL-Std. 202 Method 204 (Test Condition D)

Altitude

MIL-Std. 202 Method 105 (Test Condition C)

**Compliance Certifications** (see [product page](#) for current document)

#### Plotted and Other Data

Notes:

RP-SMA Female Connector Crimp/Crimp Attachment for LMR-400, PE-C400, PE-B400, PE-B405 from Pasternack Enterprises has same day shipment for domestic and International orders. Our RF, microwave and millimeter wave products maintain a 99.4% availability and are part of the broadest selection in the industry.

Click the following link (or enter part number in "SEARCH" on website) to obtain additional part information including price, inventory and certifications: [RP-SMA Female Connector Crimp/Crimp Attachment for LMR-400, PE-C400, PE-B400, PE-B405 PE45397](#)

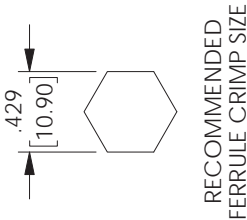
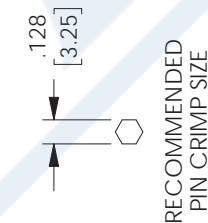
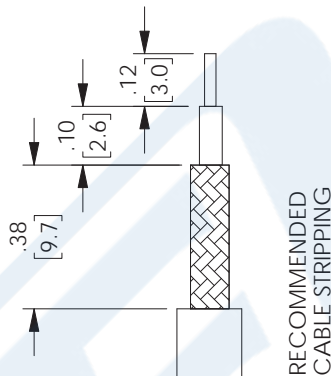
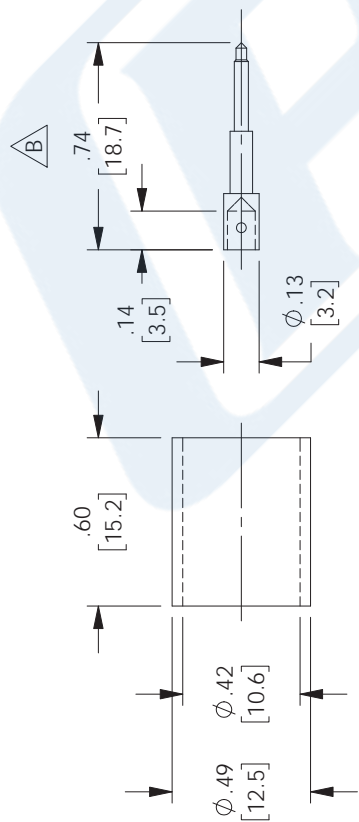
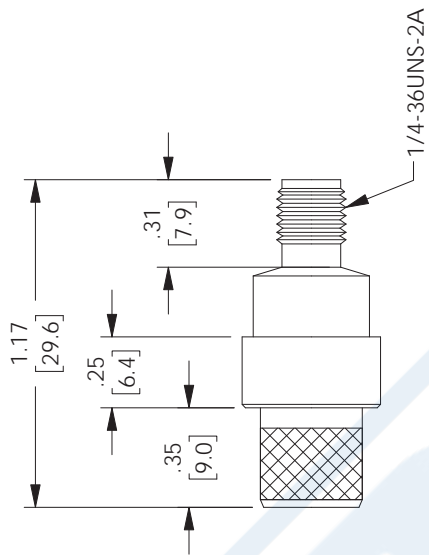
URL: <https://www.pasternack.com/sma-female-reverse-polarity-lmr-400-pe-c400-connector-pe45397-p.aspx>

The information contained in this document is accurate to the best of our knowledge and representative of the part described herein. It may be necessary to make modifications to the part and/or the documentation of the part, in order to implement improvements. Pasternack reserves the right to make such changes as required. Unless otherwise stated, all specifications are nominal. Pasternack does not make any representation or warranty regarding the suitability of the part described herein for any particular purpose, and Pasternack does not assume any liability arising out of the use of any part or documentation.

# PE45397 CAD Drawing

RP-SMA Female Connector Crimp/Crimp Attachment for  
LMR-400, PE-C400, PE-B400, PE-B405

REVISIONS			
REV.	DESCRIPTION	DATE	APPROVED
B	PCR REVISION	11/22/2021	SRAUTUS



UNLESS OTHERWISE SPECIFIED LEADING DIMENSIONS ARE INCHES DIMENSIONS IN [ ] ARE MILLIMETERS		<div><div>PE</div>PASTERNAK</div> <div>an INFINITI® brand</div> <div>Pasternack Enterprises, Inc. P O Box 16759, Irvine, CA 92623. Phone: 1.949.261.1920   1.866.727.8376 Fax: 1.949.261.7451 Website: <a href="http://www.pasternack.com">www.pasternack.com</a> E-mail: <a href="mailto:sales@pasternack.com">sales@pasternack.com</a></div>		THIRD-ANGLE PROJECTION <div></div> <div>THE INFORMATION AND DESIGN IN THIS DOCUMENT IS THE PROPERTY OF PASTERNAK CORPORATION ALL RIGHTS RESERVED.</div>		SHEET 1 OF 1 SCALE N/A	
TOLERANCES: X = ± .2 [5.08] XX = ± .02 [.51] XXX = ± .005 [.13] CABLE LENGTH (L) TOLERANCES: L ≤ 12 [305] = ± .1 [25] / -0 12 [305] < L ≤ 60 [1524] = ± .2 [51] / -0 60 [1524] < L ≤ 120 [3048] = ± .4 [102] / -0 120 [3048] < L ≤ 300 [7620] = ± .6 [152] / -0 300 [7620] < L = +5% / -0		ALL DIMENSIONS SHOWN ARE FOR REFERENCE ONLY.		SIZE A 53919 CAGE CODE DFRISIELLO DRAWN BY PE45397 ITEM NO. REV B			

THESE COMMODITIES, TECHNOLOGY OR SOFTWARE WERE EXPORTED FROM THE UNITED STATES IN ACCORDANCE WITH THE EXPORT ADMINISTRATION REGULATIONS. DIVERSION CONTRARY TO U.S. LAW PROHIBITED.



## N Male Connector Crimp/Solder Attachment for PE-C400, PE-B400, PE-B405, LMR-400, LMR-400-DB, LMR-400-UF, 0.400 inch

### RF Connectors Technical Data Sheet

PE44522

#### Configuration

- N Male Connector
- 50 Ohms
- Straight Body Geometry
- Connector Interface Types: PE-C400, PE-B400, PE-B405, LMR-400, LMR-400-DB, LMR-400-UF, .400 inch
- 18 mm Hex

#### Features

- Max. Operating Frequency 11 GHz
- Gold Plated Brass Contact
- 15  $\mu$ m minimum contact plating

#### Applications

- General Purpose Test
- Custom Cable Assemblies

#### Description

Pasternack's PE44522 type N male connector with crimp/solder attachment for PE-C400, PE-B400, PE-B405, LMR-400, LMR-400-DB, LMR-400-UF and .400 inch is part of our full line of RF components available for same-day shipping. Our type N male connector operates up to a maximum frequency of 11 GHz.

Our type N male connector PE44522 datasheet specifications and drawing with dimensions are shown below in this PDF. Pasternack's broad catalog of RF, microwave and millimeter wave connectors allows designers to configure and customize their signal connections however they like. Whether the need is to provide an I/O for a board design, or simply create a custom cable assembly configuration, Pasternack has the right connector for the job. Pasternack can also expertly build your custom cable assemblies for you and ship same-day.

#### Electrical Specifications

Description	Minimum	Typical	Maximum	Units
Frequency Range	DC		11	GHz

#### Mechanical Specifications

<b>Size</b>	
Length	1.48 in [37.59 mm]
Width/Dia.	0.83 in [21.08 mm]
Weight	0.075 lbs [34.02 g]

Click the following link (or enter part number in "SEARCH" on website) to obtain additional part information including price, inventory and certifications: [N Male Connector Crimp/Solder Attachment for PE-C400, PE-B400, PE-B405, LMR-400, LMR-400-DB, LMR-400-UF, 0.400 inch PE44522](#)



N Male Connector Crimp/Solder Attachment for PE-C400, PE-B400, PE-B405, LMR-400, LMR-400-DB, LMR-400-UF, 0.400 inch

## RF Connectors Technical Data Sheet

PE44522

### Material Specifications

Description	Material	Plating
Contact	Brass	Gold 15 µin minimum
Insulation	PTFE	
Body	Brass	Tri-Metal
Coupling Nut	Brass	Tri-Metal

### Environmental Specifications

#### Temperature

Operating Range -65 to +165 deg C

**Compliance Certifications** (see [product page](#) for current document)

### Plotted and Other Data

Notes:

N Male Connector Crimp/Solder Attachment for PE-C400, PE-B400, PE-B405, LMR-400, LMR-400-DB, LMR-400-UF, 0.400 inch from Pasternack Enterprises has same day shipment for domestic and International orders. Our RF, microwave and millimeter wave products maintain a 99.4% availability and are part of the broadest selection in the industry.

Click the following link (or enter part number in "SEARCH" on website) to obtain additional part information including price, inventory and certifications: [N Male Connector Crimp/Solder Attachment for PE-C400, PE-B400, PE-B405, LMR-400, LMR-400-DB, LMR-400-UF, 0.400 inch PE44522](#)

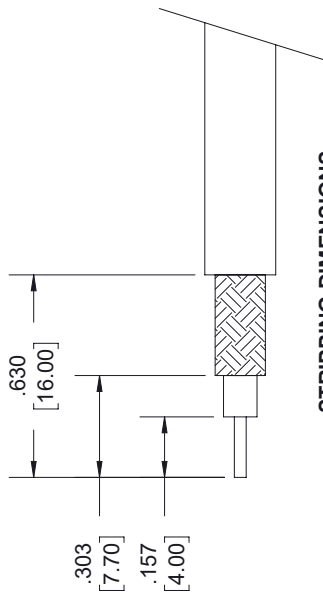
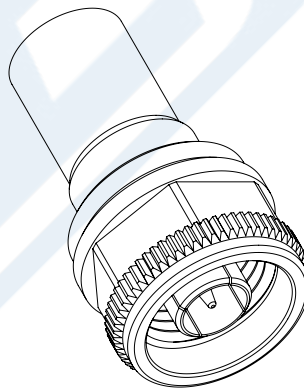
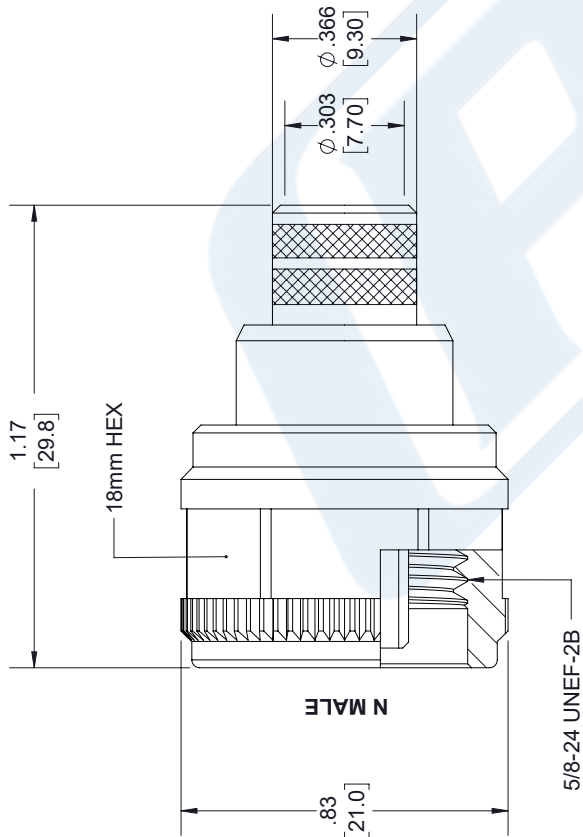
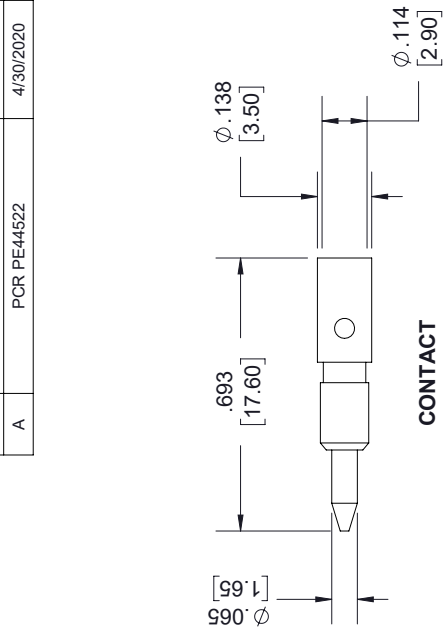
URL: <https://www.pasternack.com/n-male-standard-pe-c400-0.400-connector-pe44522-p.aspx>

The information contained in this document is accurate to the best of our knowledge and representative of the part described herein. It may be necessary to make modifications to the part and/or the documentation of the part, in order to implement improvements. Pasternack reserves the right to make such changes as required. Unless otherwise stated, all specifications are nominal. Pasternack does not make any representation or warranty regarding the suitability of the part described herein for any particular purpose, and Pasternack does not assume any liability arising out of the use of any part or documentation.

# PE44522 CAD Drawing

N Male Connector Crimp/Solder Attachment for PE-C400, PE-B400, PE-B405, LMR-400, LMR-400-DB, LMR-400-UF, 0.400 inch

REVISIONS			
REV.	DESCRIPTION	DATE	APPROVED
A	PCR PE44522	4/30/2020	S.ELLIS



## STRIPPING DIMENSIONS

### NOTES:

- CABLE ATTACHMENT:
  - OUTER: CRIMP.
  - INNER: SOLDER/CRIMP.
- CRIMP SIZE REQUIRED:
  - FERRULE: .429 [10.90] HEX. CRIMP TOOL.
  - CONTACT: .118 [3.00] HEX. CRIMP TOOL.

UNLESS OTHERWISE SPECIFIED  
LEADING DIMENSIONS ARE IN INCHES  
DIMENSIONS IN [ ] ARE MILLIMETERS

### TOLERANCES:

.X = ± .2 [5.08] FRACTIONS  
.XX = ± .02 [.51] ± 1/32  
.XXX = ± .005 [.13] ANGLES ± 1°

CABLE LENGTH (L) TOLERANCES:

L ≤ 12 [305] = +1 [25] / -0  
12 [305] < L ≤ 60 [1524] = +2 [51] / -0  
60 [1524] < L ≤ 120 [3048] = +4 [102] / -0  
120 [3048] < L ≤ 300 [7620] = +6 [152] / -0  
300 [7620] < L = +5% / -0  
ALL DIMENSIONS SHOWN  
ARE FOR REFERENCE ONLY.



THE INFORMATION AND  
DESIGN IN THIS DOCUMENT  
IS THE PROPERTY OF  
PASTERNAK CORPORATION  
ALL RIGHTS RESERVED.

SHEET 1 OF 1

SCALE N/A

REV A




Pasternack Enterprises, Inc.  
P.O. Box 16759, Irvine, CA 92623.  
Phone: 1.949.261.1920 | 1.866.727.8376  
Fax: 1.949.261.7451  
Website: www.pasternack.com  
E-mail: sales@pasternack.com

SIZE CAGE CODE DRAWN BY

A 53919 K.DANG

ITEM NO. PE44522

## Low Loss Flexible LMR-400 Outdoor Rated Coax Cable Double Shielded with Black PE Jacket



### LMR-400



## Times Microwave Systems Connector Specification

### Configuration

- Low Loss, Outdoor Flexible Cable
- 2 Shield(s)

### Features

- Flexible Low Loss Communications Coax
- Max Operating Frequency of 8 GHz
- Replacement for Air Dielectric type RG8 cable
- Double Shields provides RF Shielding in excess of 90 db
- Low Loss size for size compared to standard flexible cable

### Applications

- Laboratory Applications
- General Purpose RF Interconnect

### Description

LMR-400 part number from Pasternack is a LMR-400 coax cable that is flexible. Pasternack LMR-400 flexible coax cable is 50 Ohm and has a PE (F) dielectric. Our LMR-400 coax is constructed with a 0.405 jacket made of PE. LMR-400 coax has a shield count of 2, a RF shielding of 90 dB and the maximum frequency for this Pasternack cable is 8 GHz. LMR-400 coax cable has an attenuation at 1 GHz of 4.25 dB.

Pasternack LMR-400 coax cables are part of over 40,000 RF, microwave and millimeter wave components. LMR-400 cables and our other RF parts are available for same day shipping worldwide. Custom RF cable assemblies using LMR-400 or other coax can be built and shipped same day as well.


\* LMR™ is a trademark of Times Microwave Systems.

### Electrical Specifications

Description	Minimum	Typical	Maximum	Units
Frequency Range	DC		8	GHz
Impedance		50		Ohms
Velocity of Propagation		85		%
Time Delay		1.2 [3.94]		ns/ft [ns/m]
Shielding Effectiveness	90			dB
Dielectric Withstanding Voltage (DC)			2,500	Vdc
Jacket Spark			8,000	Vrms
Inner Conductor DC Resistance			1.39	Ohms/1000ft
Outer Conductor DC Resistance			1.65	Ohms/1000ft
Nominal Capacitance		23.9 [78.41]		pF/ft [pF/m]
Nominal Inductance		0.06 [0.2]		uH/ft [uH/m]
Input Power (Peak)			16	kWatts



## Low Loss Flexible LMR-400 Outdoor Rated Coax Cable Double Shielded with Black PE Jacket



### LMR-400

#### Performance by Frequency Band

Description	F1	F2	F3	F4	F5	Units
Frequency	50	150	220	450	900	MHz
Attenuation, Typ	0.9	1.5	1.9	2.7	3.9	dB/100ft
	2.95	4.92	6.23	8.86	12.8	dB/100m
Input Power (CW), Max	2,570	1,470	1,200	830	580	Watts

Description	F6	F7	F8	F9	F10	Units
Frequency	1.5	1.8	2	2.5	8	GHz
Attenuation, Typ	5.1	5.7	6	6.8	10.8	dB/100ft
	16.73	18.7	19.69	22.31	35.43	dB/100m
Input Power (CW), Max	440	400	370	330	210	Watts

#### Mechanical Specifications

Diameter	0.405 in [10.29 mm]
Weight	0.067 lbs/ft [0.1 kg/m]
Min. Bend Radius (Installation)	1 in [25.4 mm]
Min. Bend Radius (Repeated)	4 in [101.6 mm]
Bending Moment	0.5 lbs-ft [0.68 N-m]
Tensile Strength	160 lbs [72.57 kg]
Flat Plate Crush	40 lbs/in [0.71 kg/mm]

#### Construction Specifications

Description	Material and Plating	Diameter
Inner Conductor	Copper Clad Aluminum, 1 Strand	0.108 in [2.74 mm]
Conductor Type	Solid	
Dielectric	PE (F)	0.285 in [7.24 mm]
First Shield	Aluminum Tape	0.29 in [7.37 mm]
Second Shield	Tinned Copper Braid	0.32 in [8.13 mm]
Jacket	PE, Black	0.405 in [10.29 mm]

#### Environmental Specifications

<b>Temperature</b>	
Operating Range	-40 to 85 deg C
Storage Range	-70 to 85 deg C

#### Compliance Certifications (see [product page](#) for current document)

#### Plotted and Other Data

Notes:



## Low Loss Flexible LMR-400 Outdoor Rated Coax Cable Double Shielded with Black PE Jacket



### LMR-400

Low Loss Flexible LMR-400 Outdoor Rated Coax Cable Double Shielded with Black PE Jacket from Pasternack Enterprises has same day shipment for domestic and International orders. Our RF, microwave and millimeter wave products maintain a 99.4% availability and are part of the broadest selection in the industry.

Click the following link (or enter part number in "SEARCH" on website) to obtain additional part information including price, inventory and certifications: [Low Loss Flexible LMR-400 Outdoor Rated Coax Cable Double Shielded with Black PE Jacket LMR-400](#)

URL: <https://www.pasternack.com/50-ohm-low-loss-flexible-lmr400-pe-jacket-double-shielded-black-lmr-400-p.aspx>

The information contained within this document is accurate to the best of our knowledge and representative of the part described herein. It may be necessary to make modifications to the part and/or the documentation of the part in order to implement improvements. Pasternack Enterprises reserves the right to make such changes as required. Unless otherwise stated, all specifications are nominal. Pasternack Enterprises does not make any representation or warranty regarding the suitability of the part described herein for any particular purpose, and Pasternack Enterprises does not assume liability arising out of the use of any part or document.

## Low Loss Flexible LMR-400 Outdoor Rated Coax Cable Double Shielded with Black PE Jacket

4