



SSMB Jack Bulkhead Mount Connector Crimp/Solder Attachment for RG178, RG196, .126 inch D Hole

RF Connectors Technical Data Sheet

PE4337

Configuration

- SSMB Jack Connector
- MIL-PRF-39012
- 50 Ohms
- Straight Body Geometry
- RG178, RG196 Interface Type
- Crimp/Solder Attachment
- Bulkhead

Features

- Max. Operating Frequency 12.4 GHz
- Good VSWR of 1.5:1
- Gold Plated Beryllium Copper Contact
- Contact plating according to MIL-PRF-39012

Applications

- General Purpose Test
- Rack and Panel Mount Applications
- Custom Cable Assemblies

Description

Pasternack's PE4337 SSMB jack bulkhead connector with crimp/solder attachment for RG178 and RG196 (.126 inch D hole) is part of our full line of RF components available for same-day shipping. Our SSMB jack connector operates up to a maximum frequency of 12.4 GHz and offers good VSWR of 1.5:1. This SSMB bulkhead connector allows designers to create external connections on their product enclosures, and can be used in a variety of other rack mount and panel mount applications.

Our SSMB jack bulkhead connector PE4337 datasheet specifications and drawing with dimensions are shown below in this PDF. Pasternack's broad catalog of RF, microwave and millimeter wave connectors allows designers to configure and customize their signal connections however they like. Whether the need is to provide an I/O for a board design, or simply create a custom cable assembly configuration, Pasternack has the right connector for the job. Pasternack can also expertly build your custom cable assemblies for you and ship same-day.

Electrical Specifications

Description	Minimum	Typical	Maximum	Units
Frequency Range	DC		12.4	GHz
VSWR			1.5:1	
Operating Voltage (AC)			250	Vrms
High Potential Voltage at 5 MHz			400	Vrms
Corona Discharge at 70,000 feet			125	Vrms
Insulation Resistance	1,000			MOhms

Click the following link (or enter part number in "SEARCH" on website) to obtain additional part information including price, inventory and certifications: [SSMB Jack Bulkhead Mount Connector Crimp/Solder Attachment for RG178, RG196, .126 inch D Hole PE4337](#)



SSMB Jack Bulkhead Mount Connector Crimp/Solder
Attachment for RG178, RG196, .126 inch D Hole

RF Connectors Technical Data Sheet

PE4337

Mechanical Specifications

Size

Length 0.73 in [18.54 mm]

Width/Dia. 0.156 in [3.96 mm]

Weight 0.0083 lbs [3.76 g]

Mating Cycles 500 Cycles

Material Specifications

Description	Material	Plating
Contact	Beryllium Copper	Gold MIL-PRF-39012
Insulation	PTFE	
Body	Brass	Gold MIL-PRF-39012

Environmental Specifications

Temperature

Operating Range -65 to +165 deg C

Shock MIL-STD-202, Method 213, Condition B (75G)

Vibration MIL-STD-202, Method 204, Condition B (15G)

Salt Spray MIL-STD-202, Method 101, Condition B, 5% salt solution

Click the following link (or enter part number in "SEARCH" on website) to obtain additional part information including price, inventory and certifications: [SSMB Jack Bulkhead Mount Connector Crimp/Solder Attachment for RG178, RG196, .126 inch D Hole PE4337](#)



SSMB Jack Bulkhead Mount Connector Crimp/Solder Attachment for RG178, RG196, .126 inch D Hole

RF Connectors Technical Data Sheet

PE4337

Compliance Certifications (see [product page](#) for current document)

Plotted and Other Data

Notes:

SSMB Jack Bulkhead Mount Connector Crimp/Solder Attachment for RG178, RG196, .126 inch D Hole from Pasternack Enterprises has same day shipment for domestic and International orders. Our RF, microwave and millimeter wave products maintain a 99% availability and are part of the broadest selection in the industry.

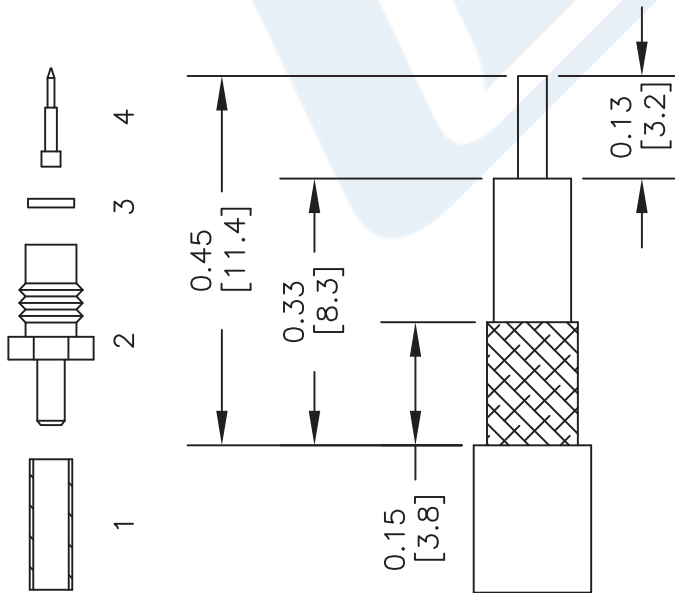
Click the following link (or enter part number in "SEARCH" on website) to obtain additional part information including price, inventory and certifications: [SSMB Jack Bulkhead Mount Connector Crimp/Solder Attachment for RG178, RG196, .126 inch D Hole PE4337](#)

URL: <https://www.pasternack.com/ssmb-jack-standard-rg178-rg196-connector-pe4337-p.aspx>

The information contained in this document is accurate to the best of our knowledge and representative of the part described herein. It may be necessary to make modifications to the part and/or the documentation of the part, in order to implement improvements. Pasternack reserves the right to make such changes as required. Unless otherwise stated, all specifications are nominal. Pasternack does not make any representation or warranty regarding the suitability of the part described herein for any particular purpose, and Pasternack does not assume any liability arising out of the use of any part or documentation.

PE4337 CAD Drawing

SSMB Jack Bulkhead Mount Connector Crimp/Solder
Attachment for RG178, RG196, .126 inch D Hole



STRIPPING DIMENSIONS

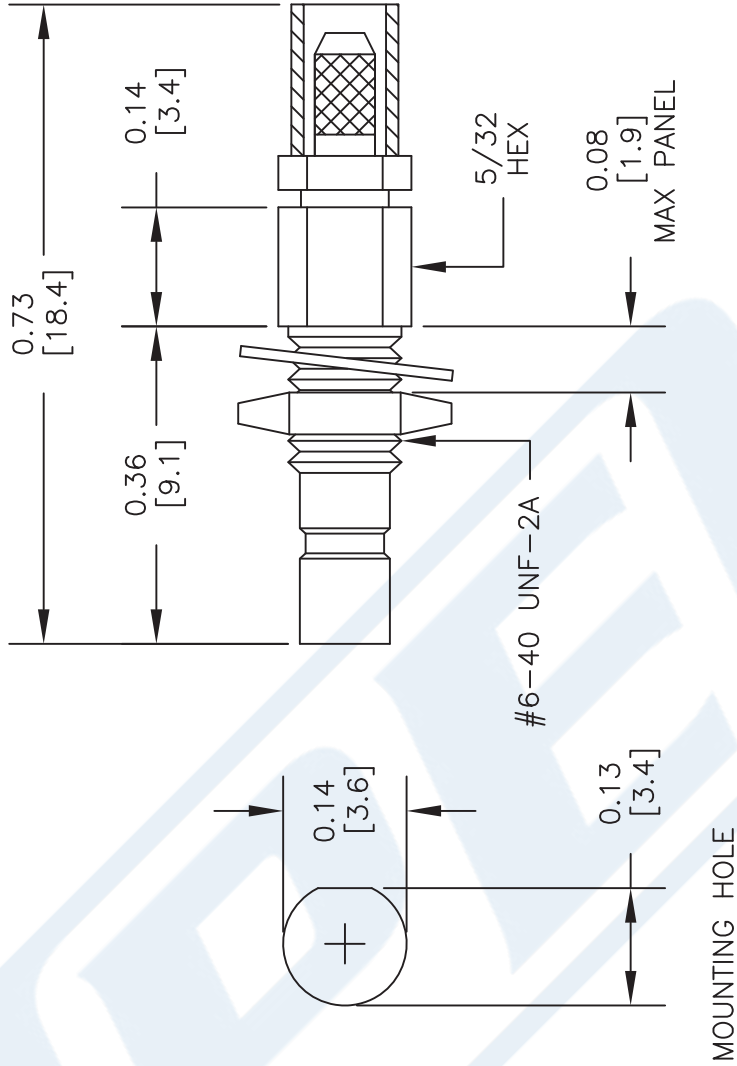
ASSEMBLY PROCEDURES

1. STRIP CABLE AS SHOWN & SLIDE FERRULE (1) ONTO CABLE. TIN CENTER CONDUCTOR.
2. ADD CRIMP NUT (2) BY SLIDING EXTENSION BETWEEN BRAID & DIELECTRIC. SLIDE FERRULE (1) OVER BRAID & CRIMP.
3. SLIDE PTFE (3) OVER CENTER CONDUCTOR. SOLDER CONTACT (4) TO CENTER CONDUCTOR.
4. SLIDE ASSEMBLY INTO BODY & TIGHTEN.

CRIMP SIZE REQUIRED

CONTACT: SOLDER

FERRULE: .100" HEX CRIMP TOOL



DWG TITLE

PE4337

- NOTES:
1. UNLESS OTHERWISE SPECIFIED ALL DIMENSIONS ARE NOMINAL.
 2. ALL SPECIFICATIONS ARE SUBJECT TO CHANGE WITHOUT NOTICE AT ANY TIME.
 3. DIMENSIONS ARE IN INCHES [mm].
 4. FITS MIL-C-17 AND EQUIVALENT CABLES.

PE PASTERNAK®
THE ENGINEER'S RF SOURCE
Pasternack Enterprises, Inc.
P.O. Box 16759 | Irvine | CA | 92623
Phone: (949) 261-1920 | Fax: (949) 261-7451
Website: www.pasternack.com | E-Mail: sales@pasternack.com

FSCM NO. 53919

CAD FILE 050802

SCALE N/A

SIZE A

2233



SSMB Jack Bulkhead Mount Connector Crimp/Solder Attachment for RG178, RG196, .126 inch D Hole

RF Connectors Technical Data Sheet

PE4337

Configuration

- SSMB Jack Connector
- MIL-PRF-39012
- 50 Ohms
- Straight Body Geometry
- RG178, RG196 Interface Type
- Crimp/Solder Attachment
- Bulkhead

Features

- Max. Operating Frequency 12.4 GHz
- Good VSWR of 1.5:1
- Gold Plated Beryllium Copper Contact
- Contact plating according to MIL-PRF-39012

Applications

- General Purpose Test
- Rack and Panel Mount Applications
- Custom Cable Assemblies

Description

Pasternack's PE4337 SSMB jack bulkhead connector with crimp/solder attachment for RG178 and RG196 (.126 inch D hole) is part of our full line of RF components available for same-day shipping. Our SSMB jack connector operates up to a maximum frequency of 12.4 GHz and offers good VSWR of 1.5:1. This SSMB bulkhead connector allows designers to create external connections on their product enclosures, and can be used in a variety of other rack mount and panel mount applications.

Our SSMB jack bulkhead connector PE4337 datasheet specifications and drawing with dimensions are shown below in this PDF. Pasternack's broad catalog of RF, microwave and millimeter wave connectors allows designers to configure and customize their signal connections however they like. Whether the need is to provide an I/O for a board design, or simply create a custom cable assembly configuration, Pasternack has the right connector for the job. Pasternack can also expertly build your custom cable assemblies for you and ship same-day.

Electrical Specifications

Description	Minimum	Typical	Maximum	Units
Frequency Range	DC		12.4	GHz
VSWR			1.5:1	
Operating Voltage (AC)			250	Vrms
High Potential Voltage at 5 MHz			400	Vrms
Corona Discharge at 70,000 feet			125	Vrms
Insulation Resistance	1,000			MOhms

Click the following link (or enter part number in "SEARCH" on website) to obtain additional part information including price, inventory and certifications: [SSMB Jack Bulkhead Mount Connector Crimp/Solder Attachment for RG178, RG196, .126 inch D Hole PE4337](#)



SSMB Jack Bulkhead Mount Connector Crimp/Solder
Attachment for RG178, RG196, .126 inch D Hole

RF Connectors Technical Data Sheet

PE4337

Mechanical Specifications

Size

Length 0.73 in [18.54 mm]

Width/Dia. 0.156 in [3.96 mm]

Weight 0.0083 lbs [3.76 g]

Mating Cycles 500 Cycles

Material Specifications

Description	Material	Plating
Contact	Beryllium Copper	Gold MIL-PRF-39012
Insulation	PTFE	
Body	Brass	Gold MIL-PRF-39012

Environmental Specifications

Temperature

Operating Range -65 to +165 deg C

Shock MIL-STD-202, Method 213, Condition B (75G)

Vibration MIL-STD-202, Method 204, Condition B (15G)

Salt Spray MIL-STD-202, Method 101, Condition B, 5% salt solution

Click the following link (or enter part number in "SEARCH" on website) to obtain additional part information including price, inventory and certifications: [SSMB Jack Bulkhead Mount Connector Crimp/Solder Attachment for RG178, RG196, .126 inch D Hole PE4337](#)



SSMB Jack Bulkhead Mount Connector Crimp/Solder Attachment for RG178, RG196, .126 inch D Hole

RF Connectors Technical Data Sheet

PE4337

Compliance Certifications (see [product page](#) for current document)

Plotted and Other Data

Notes:

SSMB Jack Bulkhead Mount Connector Crimp/Solder Attachment for RG178, RG196, .126 inch D Hole from Pasternack Enterprises has same day shipment for domestic and International orders. Our RF, microwave and millimeter wave products maintain a 99% availability and are part of the broadest selection in the industry.

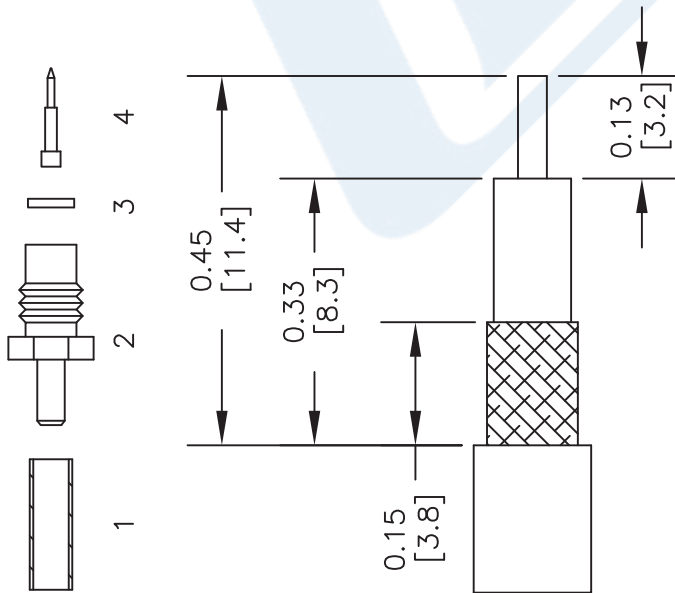
Click the following link (or enter part number in "SEARCH" on website) to obtain additional part information including price, inventory and certifications: [SSMB Jack Bulkhead Mount Connector Crimp/Solder Attachment for RG178, RG196, .126 inch D Hole PE4337](#)

URL: <https://www.pasternack.com/ssmb-jack-standard-rg178-rg196-connector-pe4337-p.aspx>

The information contained in this document is accurate to the best of our knowledge and representative of the part described herein. It may be necessary to make modifications to the part and/or the documentation of the part, in order to implement improvements. Pasternack reserves the right to make such changes as required. Unless otherwise stated, all specifications are nominal. Pasternack does not make any representation or warranty regarding the suitability of the part described herein for any particular purpose, and Pasternack does not assume any liability arising out of the use of any part or documentation.

PE4337 CAD Drawing

SSMB Jack Bulkhead Mount Connector Crimp/Solder
Attachment for RG178, RG196, .126 inch D Hole



STRIPPING DIMENSIONS

ASSEMBLY PROCEDURES

1. STRIP CABLE AS SHOWN & SLIDE FERRULE (1) ONTO CABLE. TIN CENTER CONDUCTOR.
2. ADD CRIMP NUT (2) BY SLIDING EXTENSION BETWEEN BRAID & DIELECTRIC. SLIDE FERRULE (1) OVER BRAID & CRIMP.
3. SLIDE PTFE (3) OVER CENTER CONDUCTOR. SOLDER CONTACT (4) TO CENTER CONDUCTOR.
4. SLIDE ASSEMBLY INTO BODY & TIGHTEN.

CRIMP SIZE REQUIRED

CONTACT: SOLDER

FERRULE: .100" HEX CRIMP TOOL



Pasternack Enterprises, Inc.
P.O. Box 16759 | Irvine | CA | 92623
Phone: (949) 261-1920 | Fax: (949) 261-7451
Website: www.pasternack.com | E-Mail: sales@pasternack.com

DWG TITLE

PE4337

- NOTES:
1. UNLESS OTHERWISE SPECIFIED ALL DIMENSIONS ARE NOMINAL.
 2. ALL SPECIFICATIONS ARE SUBJECT TO CHANGE WITHOUT NOTICE AT ANY TIME.
 3. DIMENSIONS ARE IN INCHES [mm].
 4. FITS MIL-C-17 AND EQUIVALENT CABLES.

REV. -

FSCM NO. 53919

CAD FILE 050802

SCALE N/A

SIZE A

2233

Flexible RG178 Coax Cable Single Shielded with Tan FEP Jacket

RF Cables Technical Data Sheet

RG178B/U

Configuration

- Flexible Cable
- 1 Shield(s)

Electrical Specifications

Description	Minimum	Typical	Maximum	Units
Frequency Range	DC		3	GHz
Impedance		50		Ohms
Velocity of Propagation		70		%
Operating Voltage (AC)			1,000	Vrms
Nominal Capacitance		29.4 [96.46]		pF/ft [pF/m]

Performance by Frequency Band

Description	F1	F2	F3	F4	F5	Units
Frequency	0.1	0.4	1	3		GHz
Attenuation, Typ	13.81	27.8	44.41	78.4		dB/100ft
	45.31	91.21	145.7	257.22		dB/100m

Mechanical Specifications

Diameter	0.072 in [1.83 mm]
Weight	0.005 lbs/ft [0.01 Kg/m]
Min. Bend Radius (Repeated)	0.4 in [10.16 mm]

Construction Specifications

Description	Material and Plating	Diameter
Inner Conductor	Copper Clad Steel, Silver, 7 Strands	0.012 in [0.3 mm]
Conductor Type	Stranded	
Dielectric	PTFE	0.034 in [0.86 mm]
First Shield	Silver Plated Copper Braid	0.051 in [1.3 mm]

Click the following link (or enter part number in "SEARCH" on website) to obtain additional part information including price, inventory and certifications: [Flexible RG178 Coax Cable Single Shielded with Tan FEP Jacket RG178B/U](#)

Flexible RG178 Coax Cable Single Shielded with Tan FEP Jacket

RF Cables Technical Data Sheet

RG178B/U

Jacket	FEP, Tan	0.072 in [1.83 mm]
--------	----------	--------------------

Environmental Specifications

Temperature

Operating Range -55 to +200 deg C

Compliance Certifications (see [product page](#) for current document)

Plotted and Other Data

Notes:

Flexible RG178 Coax Cable Single Shielded with Tan FEP Jacket from Pasternack Enterprises has same day shipment for domestic and International orders. Our RF, microwave and millimeter wave products maintain a 99.4% availability and are part of the broadest selection in the industry.

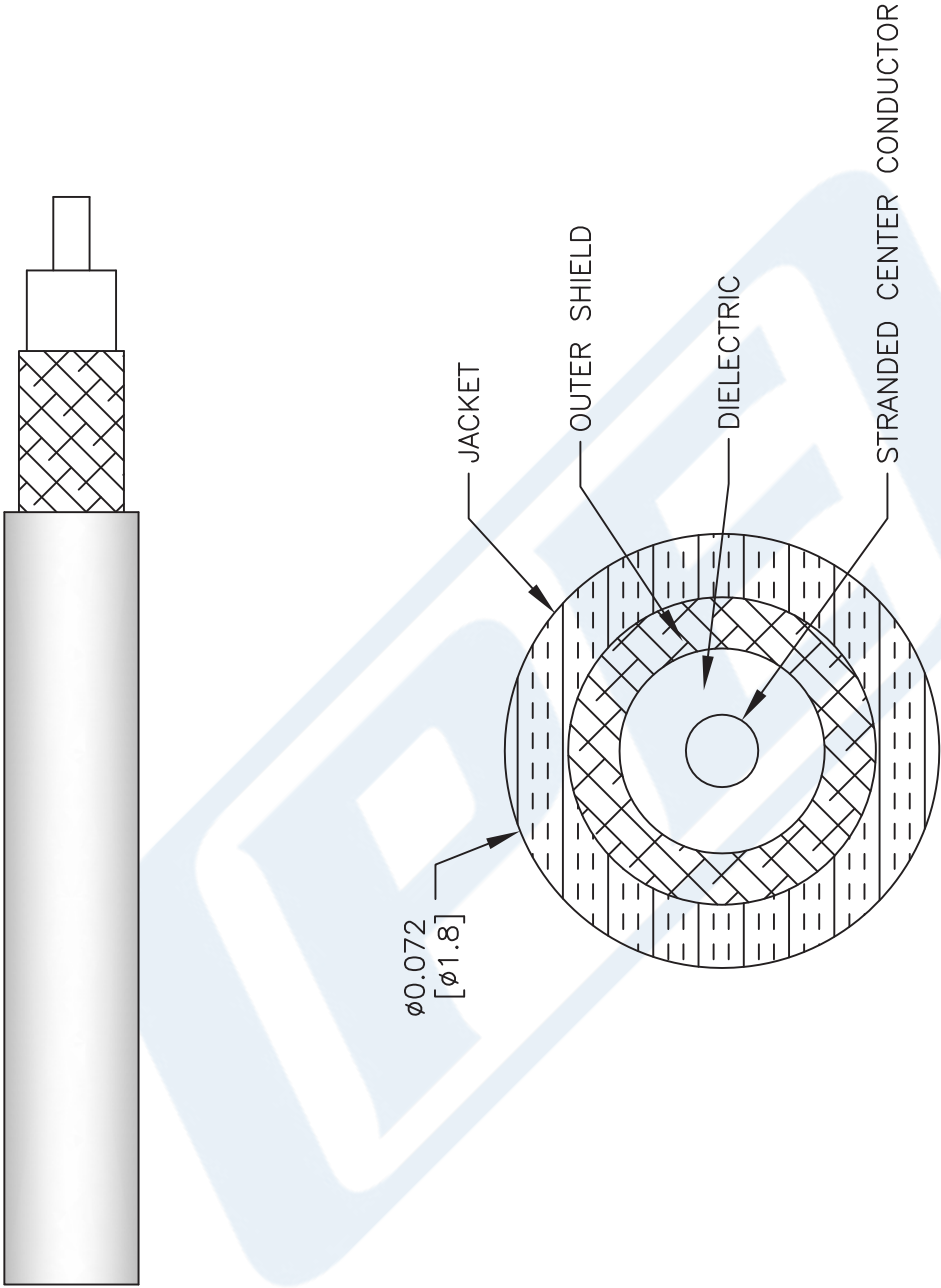
Click the following link (or enter part number in "SEARCH" on website) to obtain additional part information including price, inventory and certifications: [Flexible RG178 Coax Cable Single Shielded with Tan FEP Jacket RG178B/U](#)

URL: <https://www.pasternack.com/flexible-0.075-rg178-50-ohm-coax-cable-fep-jacket-rg178b-u-p.aspx>

The information contained in this document is accurate to the best of our knowledge and representative of the part described herein. It may be necessary to make modifications to the part and/or the documentation of the part, in order to implement improvements. Pasternack reserves the right to make such changes as required. Unless otherwise stated, all specifications are nominal. Pasternack does not make any representation or warranty regarding the suitability of the part described herein for any particular purpose, and Pasternack does not assume any liability arising out of the use of any part or documentation.

RG178B/U CAD Drawing

Flexible RG178 Coax Cable Single Shielded with Tan FEP Jacket



NOTES:
1. UNLESS OTHERWISE SPECIFIED ALL DIMENSIONS ARE NOMINAL.
2. ALL SPECIFICATIONS ARE SUBJECT TO CHANGE WITHOUT NOTICE AT ANY TIME.
3. DIMENSIONS ARE IN INCHES [mm].

DWG TITLE
RG178B/U

CAGE CODE 53919

CAD FILE 062117

SCALE N/A

SIZE A

2233

PE PASTERNAK®
THE ENGINEER'S RF SOURCE
Pasternack Enterprises, Inc.
P.O. Box 16759 | Irvine | CA | 92623
Phone: (949) 261-1920 | Fax: (949) 261-7451
Website: www.pasternack.com | E-Mail: sales@pasternack.com