



## SMA Female Connector Crimp/Solder Attachment for RG188-DS, RG316-DS

### RF Connectors Technical Data Sheet

PE4416

#### Configuration

- SMA Female Connector
- 50 Ohms
- Straight Body Geometry
- RG188-DS, RG316-DS Interface Type
- Crimp/Solder Attachment

#### Features

- Max. Operating Frequency 18 GHz

#### Applications

- General Purpose Test
- Custom Cable Assemblies

#### Description

Pasternack's PE4416 SMA female connector with crimp/solder attachment for RG188-DS and RG316-DS is part of our full line of RF components available for same-day shipping. Our SMA female connector operates up to a maximum frequency of 18 GHz.

Our SMA female connector PE4416 datasheet specifications and drawing with dimensions are shown below in this PDF. Pasternack's broad catalog of RF, microwave and millimeter wave connectors allows designers to configure and customize their signal connections however they like. Whether the need is to provide an I/O for a board design, or simply create a custom cable assembly configuration, Pasternack has the right connector for the job. Pasternack can also expertly build your custom cable assemblies for you and ship same-day.

#### Electrical Specifications

Description	Minimum	Typical	Maximum	Units
Frequency Range	DC		18	GHz
Dielectric Withstanding Voltage (AC)			750	Vrms

#### Mechanical Specifications

Weight 0.008 lbs [3.63 g]

#### Material Specifications

Description	Material	Plating
Body	Brass	Nickel

#### Environmental Specifications

##### Temperature

Operating Range -65 to +165 deg C

Click the following link (or enter part number in "SEARCH" on website) to obtain additional part information including price, inventory and certifications: [SMA Female Connector Crimp/Solder Attachment for RG188-DS, RG316-DS PE4416](#)



## SMA Female Connector Crimp/Solder Attachment for RG188-DS, RG316-DS

### RF Connectors Technical Data Sheet

PE4416

**Compliance Certifications** (see [product page](#) for current document)

#### Plotted and Other Data

Notes:

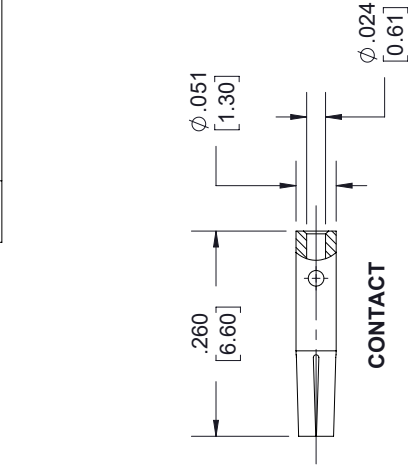
SMA Female Connector Crimp/Solder Attachment for RG188-DS, RG316-DS from Pasternack Enterprises has same day shipment for domestic and International orders. Our RF, microwave and millimeter wave products maintain a 99.4% availability and are part of the broadest selection in the industry.

Click the following link (or enter part number in "SEARCH" on website) to obtain additional part information including price, inventory and certifications: [SMA Female Connector Crimp/Solder Attachment for RG188-DS, RG316-DS PE4416](#)

URL: <https://www.pasternack.com/sma-female-rg188-ds-rg316-ds-connector-pe4416-p.aspx>

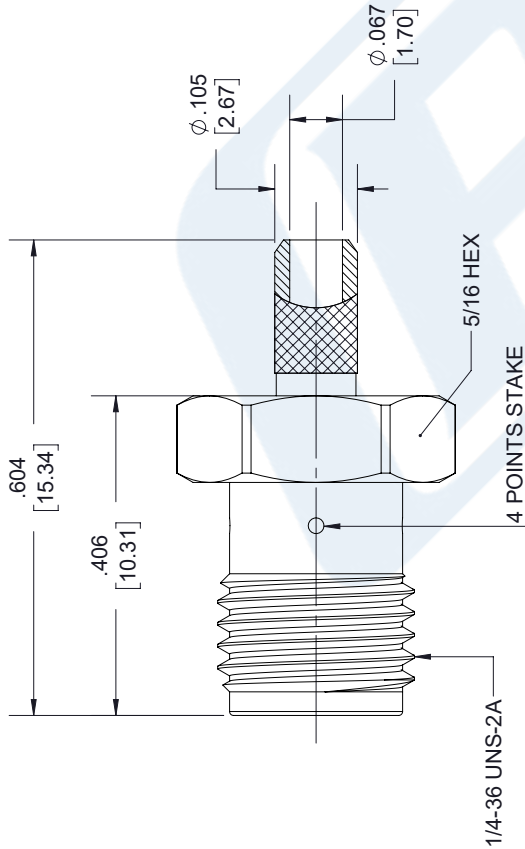
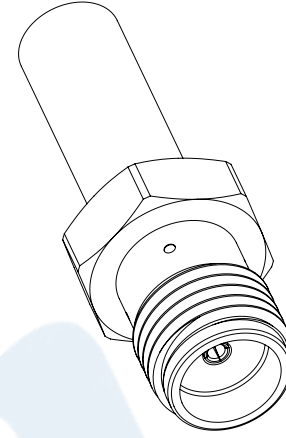
The information contained in this document is accurate to the best of our knowledge and representative of the part described herein. It may be necessary to make modifications to the part and/or the documentation of the part, in order to implement improvements. Pasternack reserves the right to make such changes as required. Unless otherwise stated, all specifications are nominal. Pasternack does not make any representation or warranty regarding the suitability of the part described herein for any particular purpose, and Pasternack does not assume any liability arising out of the use of any part or documentation.

REVISIONS			
REV.	DESCRIPTION	DATE	APPROVED
1.1	PCR PE4416 20190319	03/29/19	J.GARCIA

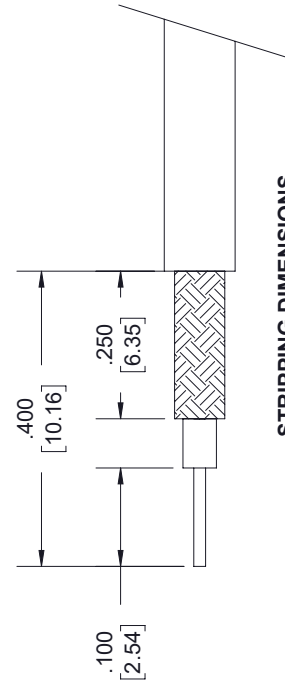


CONTACT

FERRULE



SMA FEMALE



STRIPPING DIMENSIONS

### NOTES:

- CABLE ATTACHMENT:
  - OUTER: CRIMP.
  - INNER: SOLDER.
- CRIMP SIZE REQUIRED:
  - FERRULE: .151 [3.84] HEX. CRIMP TOOL
  - CONTACT: SOLDER.

UNLESS OTHERWISE SPECIFIED LEADING DIMENSIONS ARE IN INCHES DIMENSIONS IN [ ] ARE MILLIMETERS	
TOLERANCES:	FRACTIONS
X $\pm$ .2 [5.08]	$\pm$ .132
XX $\pm$ .01 [0.25]	$\pm$ .005
XXX $\pm$ .005 [0.13]	$\pm$ .001
ALL DIMENSIONS SHOWN ARE FOR REFERENCE ONLY.	
THIRD-ANGLE PROJECTION	

<b>PE PASTERNAK</b> an INFINITI brand	
Pasternack Enterprises, Inc. P.O. Box 16759, Irvine, CA 92623. Phone: 1.949.261.1920   1.866.727.8376 Fax: 1.949.261.7451 www.pasternack.com   e-mail: sales@pasternack.com	
SIZE	53919
CAGE	K.DANG
DRAWN BY	PE4416
PART NUMBER	REV
A	A

THE INFORMATION AND DESIGN IN THIS DOCUMENT IS THE PROPERTY OF PASTERNAK CORPORATION. ALL RIGHTS RESERVED.	
SHEET	1 OF 1
SCALE	N/A

THESE COMMODITIES, TECHNOLOGY OR SOFTWARE WERE EXPORTED FROM THE UNITED STATES IN ACCORDANCE WITH THE EXPORT ADMINISTRATION REGULATIONS. DIVERSION CONTRARY TO U.S. LAW PROHIBITED.

## SSMC Plug Connector Crimp/Solder Attachment for RG188-DS, RG316-DS



### PE45492

#### Configuration

- SSMC Plug Connector
- 50 Ohms
- Straight Body Geometry
- Connector Interface Types: RG188-DS, RG316-DS

#### Features

- Max. Operating Frequency 12.4 GHz
- Good VSWR of 1.5:1
- Gold Plated Beryllium Copper Contact
- Contact plating according to MIL-G-45204
- Reliable threaded coupling
- Small SSMC connector form factor (50% smaller than SMA, radially)
- IEC 60169-20 SSMC connector interface
- In stock and ready to ship

#### Applications

- General Purpose Test
- Custom Cable Assemblies
- Avionics
- A/D Modules
- Data Acquisition
- Software defined radio (SDR)
- RADAR/SONAR
- Ultra Wideband Digital Receivers
- Medical equipment

#### Description

Pasternack's PE45492, SSMC, Standard, Connector is part of our full line of RF components available for same-day shipping. Our SSMC plug connector operates up to a maximum frequency of 12.4 GHz and offers good VSWR of 1.5:1.

Our SSMC plug connector PE45492 datasheet specifications and drawing with dimensions are shown below in this PDF. Pasternack's broad catalog of RF, microwave and millimeter wave connectors allows designers to configure and customize their signal connections however they like. Whether the need is to provide an I/O for a board design, or simply create a custom cable assembly configuration, Pasternack has the right connector for the job. Pasternack can also expertly build your custom cable assemblies for you and ship same-day.

#### Electrical Specifications

Description	Minimum	Typical	Maximum	Units
Frequency Range	DC		12.4	GHz
VSWR			1.5:1	
Insertion Loss			0.3	dB
Operating Voltage (AC)			250	Vrms
High Potential Voltage 5 MHz			400	Vrms
Inner Conductor DC Resistance			4	mOhms
Outer Conductor DC Resistance			1	mOhms
Insulation Resistance	1,000			MOhms
RF Leakage	-50			dB
Impedance		50		Ohms

#### Mechanical Specifications

##### Size

Length

0.7 in [17.78 mm]

## SSMC Plug Connector Crimp/Solder Attachment for RG188-DS, RG316-DS



### PE45492

Width	0.156 in [3.96 mm]
Height	0 in [0 mm]
Weight	0.007 lbs [3.18 g]
Mating Cycles	500 Cycles
Mating Torque	1.75 to 2 in-lbs [[0.20 to 0.23 Nm]]

### Material Specifications

Description	Material	Plating
Contact	Beryllium Copper	Gold MIL-G-45204
Insulation	Teflon	
Body	Beryllium Copper	Gold MIL-G-45204
Coupling Nut	Beryllium Copper	Gold MIL-G-45207
Crimp Sleeve	Brass	Gold MIL-G-45204

### Environmental Specifications

<b>Temperature</b>	
Operating Range	-65 to +165 deg C
Shock	Method 213, Condition B, 75G @6ms @1/2 sine
Vibration	Method 204, Condition D (20G)
Salt Spray	Method 101, Condition B, 5% salt solution

### Compliance Certifications (see [product page](#) for current document)

### Plotted and Other Data

Notes:

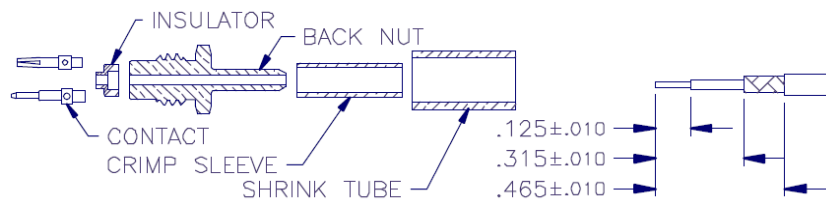
## SSMC Plug Connector Crimp/Solder Attachment for RG188-DS, RG316-DS

**PE45492**

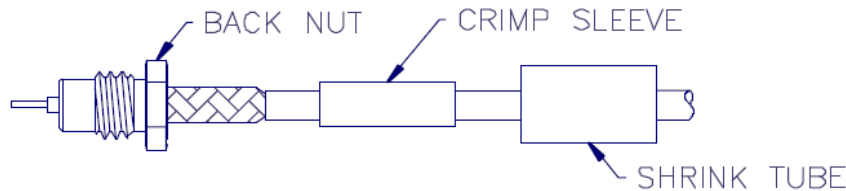


### Assembly Instruction

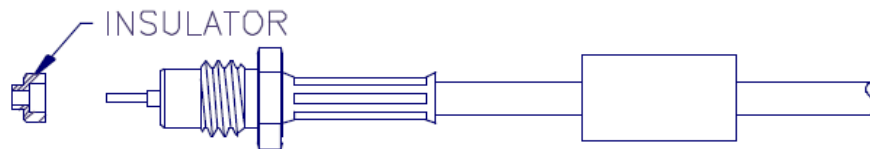
#### Assembly Instructions



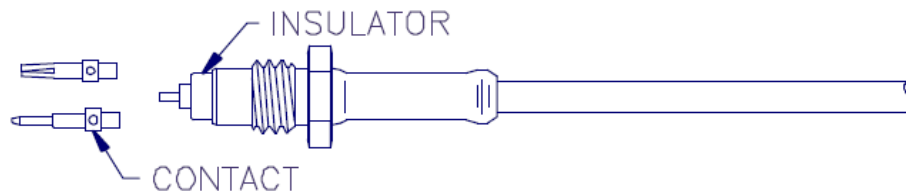
1. TRIM CABLE AS SHOWN ABOVE. TIN END OF CENTER CONDUCTOR.
2. SLIDE CRIMP SLEEVE AND SHRINK TUBE (IF SUPPLIED) OVER CABLE JACKET.
3. FLARE CABLE BRAID OUT SLIGHTLY BY ROTATING DIELECTRIC.



4. INSERT CABLE INTO TAIL-END OF BACK NUT, MAKING SURE TAIL GOES OVER DIELECTRIC AND UNDER BRAID. SLIDE IN UNTIL BRAID TOUCHES REAR SURFACE OF NUT.
5. SLIDE CRIMP SLEEVE FORWARD AND USE .105 HEX DIE TO CRIMP.



6. POSITION INSULATOR OVER CABLE DIELECTRIC AND CENTER CONDUCTOR.



7. SOLDER CONTACT TO CENTER CONDUCTOR.
8. INSERT CABLE ASSEMBLY INTO BODY AND TIGHTEN NUT WITH A TORQUE WRENCH WITH A TORQUE OF 35-45 INCH-OUNCES.
9. SLIDE SHRINK TUBE (IF SUPPLIED) OVER CRIMP SLEEVE AND SHRINK TO FIT.

## SSMC Plug Connector Crimp/Solder Attachment for RG188-DS, RG316-DS



**PE45492**

SSMC Plug Connector Crimp/Solder Attachment for RG188-DS, RG316-DS from Pasternack Enterprises has same day shipment for domestic and International orders. Our RF, microwave and millimeter wave products maintain a 99.4% availability and are part of the broadest selection in the industry.

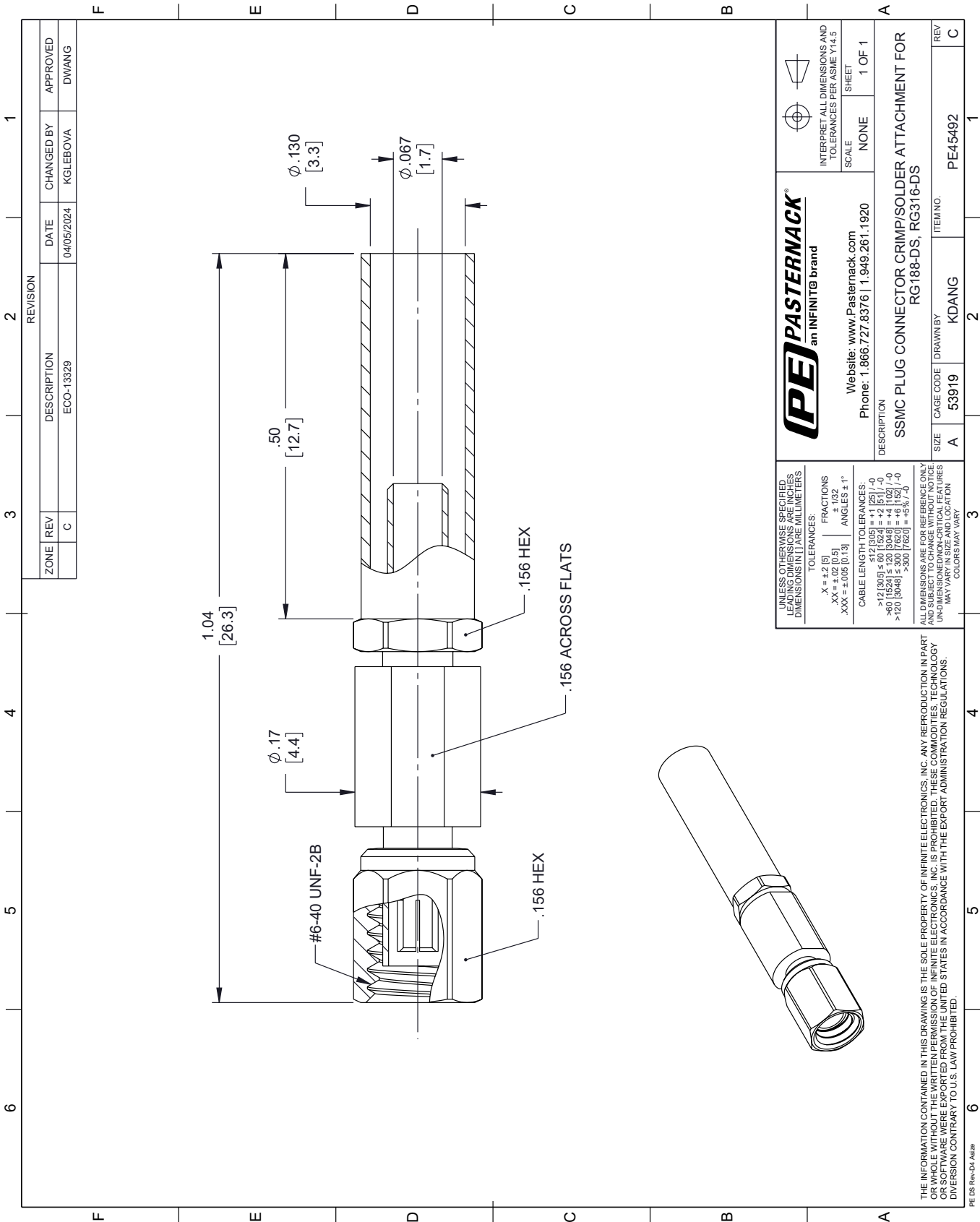
Click the following link (or enter part number in "SEARCH" on website) to obtain additional part information including price, inventory and certifications: [SSMC Plug Connector Crimp/Solder Attachment for RG188-DS, RG316-DS PE45492](https://www.pasternack.com/ssmc-plug-rg188-ds-rg316-ds-connector-pe45492-p.aspx)

URL: <https://www.pasternack.com/ssmc-plug-rg188-ds-rg316-ds-connector-pe45492-p.aspx>

The information contained within this document is accurate to the best of our knowledge and representative of the part described herein. It may be necessary to make modifications to the part and/or the documentation of the part in order to implement improvements. Pasternack Enterprises reserves the right to make such changes as required. Unless otherwise stated, all specifications are nominal. Pasternack Enterprises does not make any representation or warranty regarding the suitability of the part described herein for any particular purpose, and Pasternack Enterprises does not assume liability arising out of the use of any part or document.

PE45492 CAD Drawing

SSMC Plug Connector Crimp/Solder Attachment for RG188-DS, RG316-DS



REVISION			
ZONE	REV	DESCRIPTION	DATE
	C	ECO-13329	04/05/2024
			CHANGED BY
			KGLEBOVA
			APPROVED
			DWANG

<b>PE PASTERNAK</b> an INFINITE® brand		Website: <a href="http://www.Pasternack.com">www.Pasternack.com</a> Phone: 1.866.727.8376   1.949.261.1920		INTERPRET ALL DIMENSIONS AND TOLERANCES PER ASME Y14.5	
UNLESS OTHERWISE SPECIFIED, ALL DIMENSIONS ARE IN INCHES. DIMENSIONS IN [ ] ARE MILLIMETERS.		TOLERANCES:		SCALE	
X = ±.2 [5]		FRACTIONS		NONE	
.XX = ±.02 [0.5]		± 1/32		SHEET	
.XXX = ±.005 [0.13]		ANGLES ± 1°		1 OF 1	
CABLE LENGTH TOLERANCES:		CABLE LENGTH TOLERANCES:			
>12 [305] ≤ 60 [1524] = ±.125 [-0]		>12 [305] ≤ 60 [1524] = ±.125 [-0]			
>60 [1524] ≤ 120 [3048] = ±.125 [-0]		>60 [1524] ≤ 120 [3048] = ±.125 [-0]			
>120 [3048] ≤ 300 [7620] = ±.125 [-0]		>120 [3048] ≤ 300 [7620] = ±.125 [-0]			
ALL DIMENSIONS ARE FOR REFERENCE ONLY. DIMENSIONS ARE NOT TO BE USED FOR CONFORMANCE TESTING. DIMENSIONS MAY VARY IN SIZE AND LOCATION. COLORS MAY VARY.		DESCRIPTION			
		SSMC PLUG CONNECTOR CRIMP/SOLDER ATTACHMENT FOR RG188-DS, RG316-DS			
SIZE		CAGE CODE		ITEM NO.	
A		53919		KDANG	
DRAWN BY		PE45492		REV	
C		1			

THE INFORMATION CONTAINED IN THIS DRAWING IS THE SOLE PROPERTY OF INFINITE ELECTRONICS, INC. ANY REPRODUCTION IN PART OR WHOLE WITHOUT THE WRITTEN PERMISSION OF INFINITE ELECTRONICS, INC. IS PROHIBITED. THESE COMMODITIES, TECHNOLOGY OR SOFTWARE WERE EXPORTED FROM THE UNITED STATES IN ACCORDANCE WITH THE EXPORT ADMINISTRATION REGULATIONS. DIVERSION CONTRARY TO U.S. LAW PROHIBITED.

PE DS Rev-D4 Adda



## Flexible RG188 Coax Cable Double Shielded with White PTFE Jacket

### RF Cables Technical Data Sheet

RG188-DS

#### Configuration

- Flexible Cable
- 2 Shield(s)

#### Electrical Specifications

Description	Minimum	Typical	Maximum	Units
Frequency Range	DC		10	GHz
Impedance		50		Ohms
Dielectric Withstanding Voltage (AC)			2,000	Vrms
Nominal Capacitance		32 [104.99]		pF/ft [pF/m]

#### Performance by Frequency Band

Description	F1	F2	F3	F4	F5	Units
Frequency	0.01	0.1	1	5	10	GHz
Attenuation, Typ	3.8	11.5	30	79	133	dB/100ft
	12.47	37.73	98.43	259.19	436.35	dB/100m
Input Power (CW), Max	1,250	450	160	57		Watts

#### Mechanical Specifications

Diameter	0.118 in [3 mm]
Weight	0.016 lbs/ft [0.02 Kg/m]

#### Construction Specifications

Description	Material and Plating	Diameter
Inner Conductor	Copper Clad Steel, Silver, 7 Strands	0.02 in [0.51 mm]
Conductor Type	Stranded	
Dielectric	PTFE	0.06 in [1.52 mm]
First Shield	Silver Plated Copper Braid 90% coverage	0.078 in [1.98 mm]

Click the following link (or enter part number in "SEARCH" on website) to obtain additional part information including price, inventory and certifications: [Flexible RG188 Coax Cable Double Shielded with White PTFE Jacket RG188-DS](#)

## Flexible RG188 Coax Cable Double Shielded with White PTFE Jacket

### RF Cables Technical Data Sheet

**RG188-DS**

Second Shield	Silver Plated Copper Braid 90% coverage	0.096 in [2.44 mm]
Jacket	PTFE, White	0.118 in [3 mm]

#### Environmental Specifications

##### Temperature

Operating Range

-55 to +200 deg C

**Compliance Certifications** (see [product page](#) for current document)

#### Plotted and Other Data

Notes:

Flexible RG188 Coax Cable Double Shielded with White PTFE Jacket from Pasternack Enterprises has same day shipment for domestic and International orders. Our RF, microwave and millimeter wave products maintain a 99.4% availability and are part of the broadest selection in the industry.

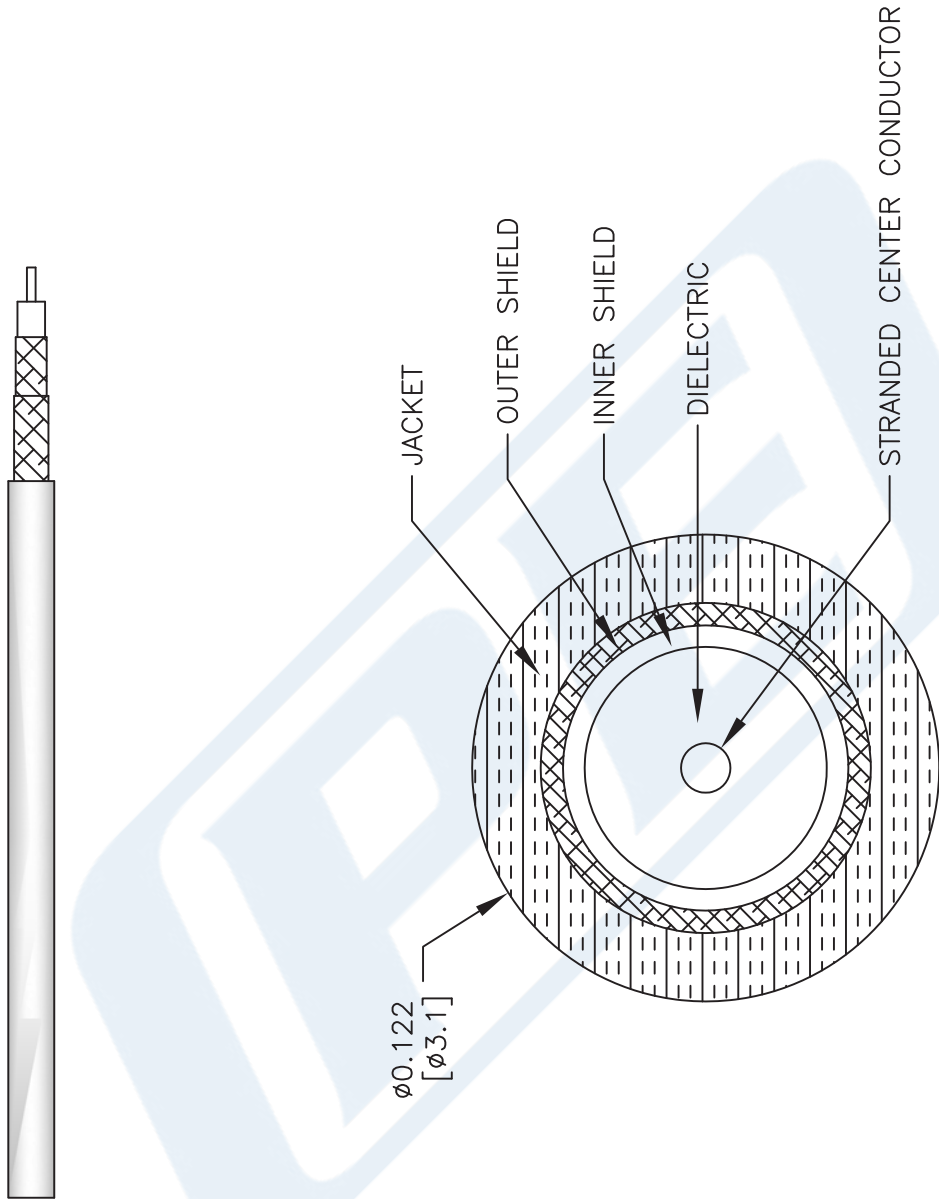
Click the following link (or enter part number in "SEARCH" on website) to obtain additional part information including price, inventory and certifications: [Flexible RG188 Coax Cable Double Shielded with White PTFE Jacket RG188-DS](#)

URL: <https://www.pasternack.com/flexible-0.122-rg188-ds-50-ohm-coax-cable-ptfe-jacket-rg188-ds-p.aspx>

The information contained in this document is accurate to the best of our knowledge and representative of the part described herein. It may be necessary to make modifications to the part and/or the documentation of the part, in order to implement improvements. Pasternack reserves the right to make such changes as required. Unless otherwise stated, all specifications are nominal. Pasternack does not make any representation or warranty regarding the suitability of the part described herein for any particular purpose, and Pasternack does not assume any liability arising out of the use of any part or documentation.

# RG188-DS CAD Drawing

Flexible RG188 Coax Cable Double Shielded with White PTFE Jacket



NOTES:  
1. UNLESS OTHERWISE SPECIFIED ALL DIMENSIONS ARE NOMINAL.  
2. ALL SPECIFICATIONS ARE SUBJECT TO CHANGE WITHOUT NOTICE AT ANY TIME.  
3. DIMENSIONS ARE IN INCHES [mm].

DWG TITLE  
**RG188-DS**

CAGE CODE 53919

SIZE A

SCALE N/A

CAD FILE 062817

2233


**PASTERNAK®**  
THE ENGINEER'S RF SOURCE  
 Pasternack Enterprises, Inc.  
 P.O. Box 16759 | Irvine | CA | 92623  
 Phone: (949) 261-1920 | Fax: (949) 261-7451  
 Website: [www.pasternack.com](http://www.pasternack.com) | E-Mail: [sales@pasternack.com](mailto:sales@pasternack.com)