

I. MATERIALS & FINISHES

II. ELECTRICAL PROPERTIES

Components	Materials	Finishes	Thk. (μ ")	Impedance (Ω):	50
------------	-----------	----------	------------------	-------------------------	----



SMA Male Connector Crimp/Solder Attachment for LMR-200, PE-C200

RF Connectors Technical Data Sheet

PE45040

Configuration

- SMA Male Connector
- 50 Ohms
- Straight Body Geometry
- LMR-200, PE-C200 Interface Type
- Crimp/Solder Attachment
- 5/16 Inch Hex

Features

- Gold Plated Brass Contact

Applications

- General Purpose Test
- Custom Cable Assemblies

Description

Pasternack's PE45040 SMA male connector with crimp/solder attachment for LMR-200 and PE-C200 is part of our full line of RF components available for same-day shipping.

Our SMA male connector PE45040 datasheet specifications and drawing with dimensions are shown below in this PDF. Pasternack's broad catalog of RF, microwave and millimeter wave connectors allows designers to configure and customize their signal connections however they like. Whether the need is to provide an I/O for a board design, or simply create a custom cable assembly configuration, Pasternack has the right connector for the job. Pasternack can also expertly build your custom cable assemblies for you and ship same-day.

Mechanical Specifications

Size	
Length	1.02 in [25.91 mm]
Width/Dia.	0.25 in [6.35 mm]
Weight	0.014 lbs [6.35 g]

Material Specifications

Description	Material	Plating
Contact	Brass	Gold
Insulation	Teflon	
Body	Brass	Gold
Coupling Nut	Brass	Gold

Click the following link (or enter part number in "SEARCH" on website) to obtain additional part information including price, inventory and certifications: [SMA Male Connector Crimp/Solder Attachment for LMR-200, PE-C200 PE45040](#)



SMA Male Connector Crimp/Solder
Attachment for LMR-200, PE-C200

RF Connectors Technical Data Sheet

PE45040

Environmental Specifications

Compliance Certifications (see [product page](#) for current document)

Plotted and Other Data

Notes:

SMA Male Connector Crimp/Solder Attachment for LMR-200, PE-C200 from Pasternack Enterprises has same day shipment for domestic and International orders. Our RF, microwave and millimeter wave products maintain a 99.4% availability and are part of the broadest selection in the industry.

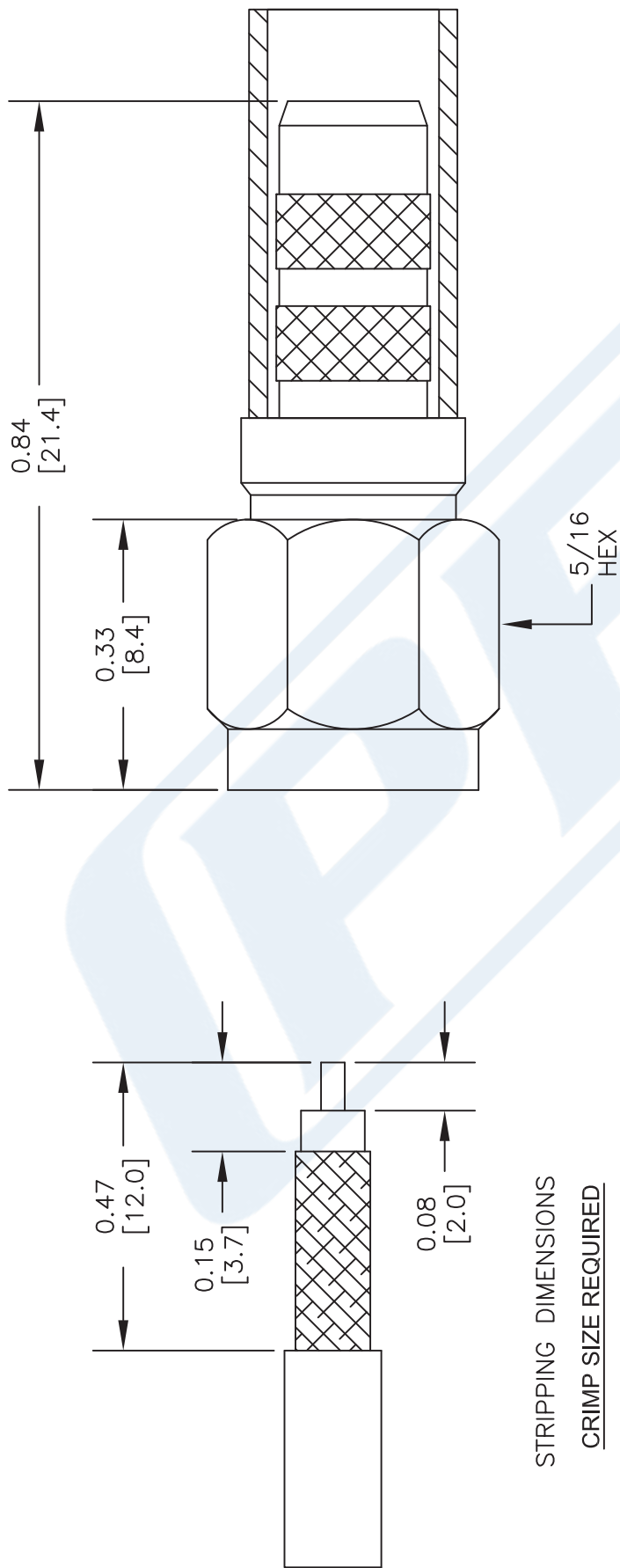
Click the following link (or enter part number in "SEARCH" on website) to obtain additional part information including price, inventory and certifications: [SMA Male Connector Crimp/Solder Attachment for LMR-200, PE-C200 PE45040](#)

URL: <https://www.pasternack.com/sma-male-standard-standard-lmr200-pe-c200-connector-pe45040-p.aspx>

The information contained in this document is accurate to the best of our knowledge and representative of the part described herein. It may be necessary to make modifications to the part and/or the documentation of the part, in order to implement improvements. Pasternack reserves the right to make such changes as required. Unless otherwise stated, all specifications are nominal. Pasternack does not make any representation or warranty regarding the suitability of the part described herein for any particular purpose, and Pasternack does not assume any liability arising out of the use of any part or documentation.

PE45040 CAD Drawing

SMA Male Connector Crimp/Solder Attachment for LMR-200, PE-C200



STRIPPING DIMENSIONS

CRIMP SIZE REQUIRED

CONTACT: SOLDER

FERRULE: .213" HEX CRIMP TOOL

DWG TITLE

PE45040

- NOTES:
- 1. UNLESS OTHERWISE SPECIFIED ALL DIMENSIONS ARE NOMINAL.
 - 2. ALL SPECIFICATIONS ARE SUBJECT TO CHANGE WITHOUT NOTICE AT ANY TIME.
 - 3. DIMENSIONS ARE IN INCHES [mm].
 - 4. FITS MIL-C-17 AND EQUIVALENT CABLES.

FSCM NO. 53919

CAD FILE 061714

SCALE N/A


SIZE A

2233

PE PASTERNAK®
THE ENGINEER'S RF SOURCE

Pasternack Enterprises, Inc.
P.O. Box 16759 | Irvine | CA | 92623
Phone: (949) 261-1920 | Fax: (949) 261-7451
Website: www.pasternack.com | E-Mail: sales@pasternack.com

Low Loss Flexible LMR-200 Outdoor Rated Coax Cable Double Shielded with Black PE Jacket



LMR-200



Times Microwave Systems Connector Specification

Configuration

- Low Loss, Outdoor Flexible Cable
- 2 Shield(s)

Features

- Max Operating Frequency of 8 GHz
- Low Loss Cable
- Phase Velocity 83% VoP

Applications

- Laboratory Applications
- General Purpose RF Interconnect

Description


LMR-200 part number from Pasternack is a LMR-200 coax cable that is flexible. Pasternack LMR-200 flexible coax cable is 50 Ohm and has a PE (F) dielectric. Our LMR-200 coax is constructed with a 0.195 jacket made of PE. LMR-200 coax has a shield count of 2, a RF shielding of 90 dB and the maximum frequency for this Pasternack cable is 8 GHz. LMR-200 coax cable has an attenuation at 1 GHz of 10.5 dB.

Pasternack LMR-200 coax cables are part of over 40,000 RF, microwave and millimeter wave components. LMR-200 cables and our other RF parts are available for same day shipping worldwide. Custom RF cable assemblies using LMR-200 or other coax can be built and shipped same day as well.

Electrical Specifications

Description	Minimum	Typical	Maximum	Units
Frequency Range	DC		8	GHz
Cutoff Frequency		39		GHz
Impedance		50		Ohms
Velocity of Propagation		83		%
Time Delay		1.22 [4]		ns/ft [ns/m]
Shielding Effectiveness	90			dB
Dielectric Withstanding Voltage (DC)			1,000	Vdc
Jacket Spark			3,000	Vrms
Inner Conductor DC Resistance			5.36	Ohms/1000ft
Outer Conductor DC Resistance			4.9	Ohms/1000ft
Nominal Capacitance		24.5 [80.38]		pF/ft [pF/m]
Nominal Inductance		0.061 [0.2]		uH/ft [uH/m]
Input Power (Peak)			2.5	kWatts

Low Loss Flexible LMR-200 Outdoor Rated Coax Cable Double Shielded with Black PE Jacket



LMR-200

Performance by Frequency Band

Description	F1	F2	F3	F4	F5	Units
Frequency	50	150	220	450	900	MHz
Attenuation, Typ	2.3	4	4.8	7	9.9	dB/100ft
	7.55	13.12	15.75	22.97	32.48	dB/100m
Input Power (CW), Max	790	450	370	260	180	Watts

Description	F6	F7	F8	F9	F10	Units
Frequency	1.5	1.8	2	2.5	5.8	GHz
Attenuation, Typ	12.9	14.2	15	16.9	26.4	dB/100ft
	42.32	46.59	49.21	55.45	86.61	dB/100m
Input Power (CW), Max	140	130	120	110	70	Watts

Mechanical Specifications

Diameter	0.195 in [4.95 mm]
Weight	0.024 lbs/ft [0.04 kg/m]
Min. Bend Radius (Installation)	0.5 in [12.7 mm]
Min. Bend Radius (Repeated)	2 in [50.8 mm]
Bending Moment	0.2 lbs-ft [0.27 N-m]
Tensile Strength	40 lbs [18.14 kg]
Flat Plate Crush	15 lbs/in [0.27 kg/mm]

Construction Specifications

Description	Material and Plating	Diameter
Inner Conductor	Copper, 1 Strand	0.044 in [1.12 mm]
Conductor Type	Solid	
Dielectric	PE (F)	0.116 in [2.95 mm]
First Shield	Aluminum Tape	
Second Shield	Tinned Copper Braid	
Jacket	PE, Black	0.195 in [4.95 mm]

Environmental Specifications


Temperature	
Operating Range	-40 to 85 deg C
Storage Range	-70 to 85 deg C

Compliance Certifications (see [product page](#) for current document)

Plotted and Other Data

Notes:

Low Loss Flexible LMR-200 Outdoor Rated Coax Cable Double Shielded with Black PE Jacket



LMR-200

Low Loss Flexible LMR-200 Outdoor Rated Coax Cable Double Shielded with Black PE Jacket from Pasternack Enterprises has same day shipment for domestic and International orders. Our RF, microwave and millimeter wave products maintain a 99.4% availability and are part of the broadest selection in the industry.

Click the following link (or enter part number in "SEARCH" on website) to obtain additional part information including price, inventory and certifications: [Low Loss Flexible LMR-200 Outdoor Rated Coax Cable Double Shielded with Black PE Jacket LMR-200](https://www.pasternack.com/50-ohm-low-loss-flexible-lmr200-pe-jacket-double-shielded-black-lmr-200-p.aspx)

URL: <https://www.pasternack.com/50-ohm-low-loss-flexible-lmr200-pe-jacket-double-shielded-black-lmr-200-p.aspx>

The information contained within this document is accurate to the best of our knowledge and representative of the part described herein. It may be necessary to make modifications to the part and/or the documentation of the part in order to implement improvements. Pasternack Enterprises reserves the right to make such changes as required. Unless otherwise stated, all specifications are nominal. Pasternack Enterprises does not make any representation or warranty regarding the suitability of the part described herein for any particular purpose, and Pasternack Enterprises does not assume liability arising out of the use of any part or document.

Low Loss Flexible LMR-200 Outdoor Rated Coax Cable Double Shielded with Black PE Jacket

