



## SMA Male Right Angle Connector Clamp/Solder Attachment For RG188-DS, RG316-DS

### TECHNICAL DATA SHEET

PE4407

#### SMA Male Right Angle Connector Clamp/Solder Attachment For RG188-DS, RG316-DS

##### Configuration

Connector	SMA Male
Connector Specification	MIL-C-39012
Connector Interface Type	RG188-DS, RG316-DS
Cable Attachment Method (Shield/Contact)	Clamp/Solder
Body Style	Right Angle

##### Electrical Specifications

Impedance, Ohms	50
-----------------	----

##### Mechanical Specifications

###### Temperature

Operating Range, deg C	-65 to +165
------------------------	-------------

###### Size

Length, in [mm]	0.715 [18.16]
Width/Dia., in [mm]	0.312 [7.92]
Height, in [mm]	0.615 [15.62]
Weight, lbs [g]	0.013 [5.9]

##### Connector

Type	SMA Male
Contact Material and Plating	Gold
Contact Plating Specification	MIL-G-45204
Coupling Nut Material and Plating	Brass, Nickel
Hex Size, in.	5/16
Torque, in-lbs [Nm]	5 [0.57]
Body Material and Plating	Brass, Nickel
Dielectric Type	Teflon

Click the following link (or enter part number in "SEARCH" on website) to obtain additional part information including price, inventory and certifications: [SMA Male Right Angle Connector Clamp/Solder Attachment For RG188-DS, RG316-DS PE4407](#)

The information contained in this document is accurate to the best of our knowledge and representative of the part described herein. It may be necessary to make modifications to the part and/or the documentation of the part, in order to implement improvements. Pasternack reserves the right to make such changes as required. Unless otherwise stated, all specifications are nominal.



SMA Male Right Angle Connector Clamp/Solder  
Attachment For RG188-DS, RG316-DS

TECHNICAL DATA SHEET

PE4407

**Compliance Certifications** (visit [www.Pasternack.com](http://www.Pasternack.com) for current document)

**Plotted and Other Data**

Notes:

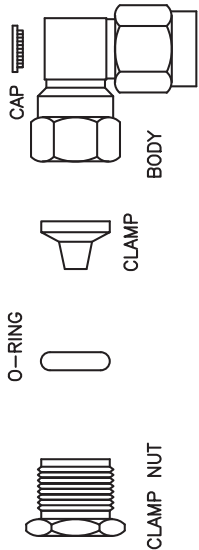
Values at 25 °C, sea level

SMA Male Right Angle Connector Clamp/Solder Attachment For RG188-DS, RG316-DS from Pasternack Enterprises has same day shipment for domestic and International orders. Our RF, microwave and fiber optic products maintain a 99% availability and are part of the broadest selection in the industry.

Click the following link (or enter part number in "SEARCH" on website) to obtain additional part information including price, inventory and certifications: [SMA Male Right Angle Connector Clamp/Solder Attachment For RG188-DS, RG316-DS PE4407](http://www.pasternack.com/sma-male-standard-rg188-ds-rg316-ds-connector-pe4407-p.aspx)

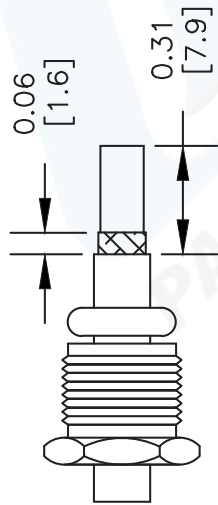
URL: <http://www.pasternack.com/sma-male-standard-rg188-ds-rg316-ds-connector-pe4407-p.aspx>

The information contained in this document is accurate to the best of our knowledge and representative of the part described herein. It may be necessary to make modifications to the part and/or the documentation of the part, in order to implement improvements. Pasternack reserves the right to make such changes as required. Unless otherwise stated, all specifications are nominal.

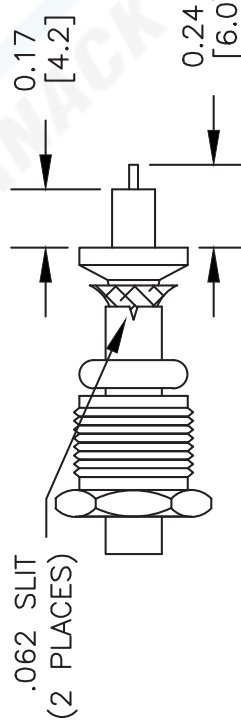


### ASSEMBLY PROCEDURES

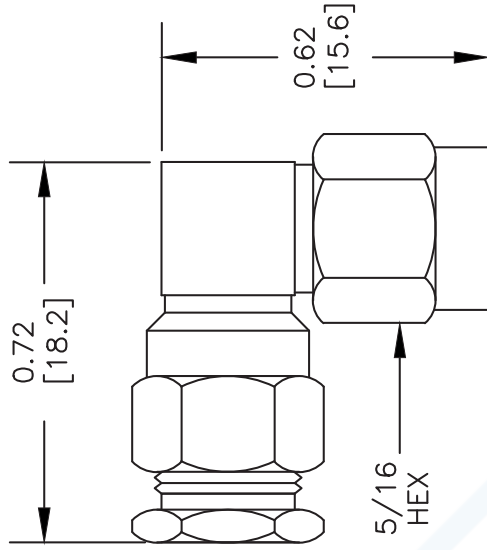
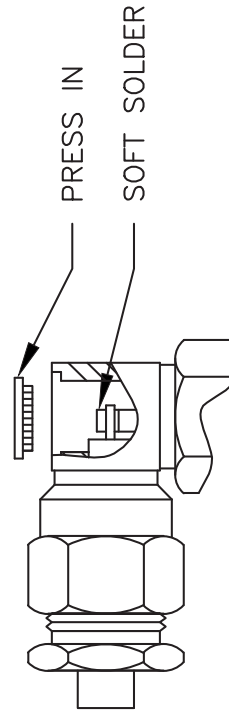
1. SLIDE CLAMP NUT AND O-RING ONTO CABLE. STRIP CABLE TO DIMENSIONS SHOWN. DO NOT NICK BRAID.



2. FLARE BRAID, SLIDE CLAMP OVER AND UNDER BRAID UNTIL THE CLAMP STOPS. TRIM EXCESS BRAID TO THE DIAMETER OF CLAMP SHOULDER. TRIM CABLE TO DIMENSIONS SHOWN. DO NOT NICK CENTER CONDUCTOR.



3. SLIDE ASSEMBLY INTO BODY, WITH CENTER CONDUCTOR STARTING INTO SLOT OF CONTACT. TIGHTEN NUT SECURELY. SOLDER CENTER CONDUCTOR TO CONTACT & PRESS CAP INTO BODY.



DWG TITLE

**PE4407**

NOTES:

1. UNLESS OTHERWISE SPECIFIED ALL DIMENSIONS ARE NOMINAL.
2. ALL SPECIFICATIONS ARE SUBJECT TO CHANGE WITHOUT NOTICE AT ANY TIME.
3. DIMENSIONS ARE IN INCHES [mm].
4. FITS MIL-C-17 AND EQUIVALENT CABLES.

**Pasternack Enterprises, Inc.**  
P.O. Box 16759 | Irvine | CA | 92623  
Phone: (949) 261-1920 | Fax: (949) 261-7451  
Website: [www.pasternack.com](http://www.pasternack.com) | E-Mail: [sales@pasternack.com](mailto:sales@pasternack.com)

REV. B

FSCM NO. 53919

CAD FILE 082908

SCALE N/A

SIZE A

2233



## SMA Male Right Angle Connector Clamp/Solder Attachment For RG188-DS, RG316-DS

### TECHNICAL DATA SHEET

PE4407

#### SMA Male Right Angle Connector Clamp/Solder Attachment For RG188-DS, RG316-DS

##### Configuration

Connector	SMA Male
Connector Specification	MIL-C-39012
Connector Interface Type	RG188-DS, RG316-DS
Cable Attachment Method (Shield/Contact)	Clamp/Solder
Body Style	Right Angle

##### Electrical Specifications

Impedance, Ohms	50
-----------------	----

##### Mechanical Specifications

###### Temperature

Operating Range, deg C	-65 to +165
------------------------	-------------

###### Size

Length, in [mm]	0.715 [18.16]
Width/Dia., in [mm]	0.312 [7.92]
Height, in [mm]	0.615 [15.62]
Weight, lbs [g]	0.013 [5.9]

##### Connector

Type	SMA Male
Contact Material and Plating	Gold
Contact Plating Specification	MIL-G-45204
Coupling Nut Material and Plating	Brass, Nickel
Hex Size, in.	5/16
Torque, in-lbs [Nm]	5 [0.57]
Body Material and Plating	Brass, Nickel
Dielectric Type	Teflon

Click the following link (or enter part number in "SEARCH" on website) to obtain additional part information including price, inventory and certifications: [SMA Male Right Angle Connector Clamp/Solder Attachment For RG188-DS, RG316-DS PE4407](#)

The information contained in this document is accurate to the best of our knowledge and representative of the part described herein. It may be necessary to make modifications to the part and/or the documentation of the part, in order to implement improvements. Pasternack reserves the right to make such changes as required. Unless otherwise stated, all specifications are nominal.



SMA Male Right Angle Connector Clamp/Solder  
Attachment For RG188-DS, RG316-DS

TECHNICAL DATA SHEET

PE4407

**Compliance Certifications** (visit [www.Pasternack.com](http://www.Pasternack.com) for current document)

**Plotted and Other Data**

Notes:

Values at 25 °C, sea level

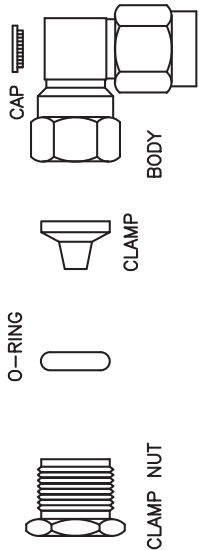
SMA Male Right Angle Connector Clamp/Solder Attachment For RG188-DS, RG316-DS from Pasternack Enterprises has same day shipment for domestic and International orders. Our RF, microwave and fiber optic products maintain a 99% availability and are part of the broadest selection in the industry.

Click the following link (or enter part number in "SEARCH" on website) to obtain additional part information including price, inventory and certifications: [SMA Male Right Angle Connector Clamp/Solder Attachment For RG188-DS, RG316-DS PE4407](http://www.pasternack.com/sma-male-standard-rg188-ds-rg316-ds-connector-pe4407-p.aspx)

URL: <http://www.pasternack.com/sma-male-standard-rg188-ds-rg316-ds-connector-pe4407-p.aspx>

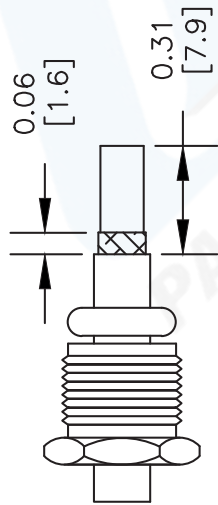
The information contained in this document is accurate to the best of our knowledge and representative of the part described herein. It may be necessary to make modifications to the part and/or the documentation of the part, in order to implement improvements. Pasternack reserves the right to make such changes as required. Unless otherwise stated, all specifications are nominal.



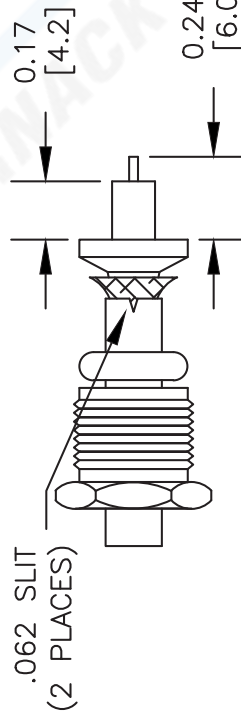


### ASSEMBLY PROCEDURES

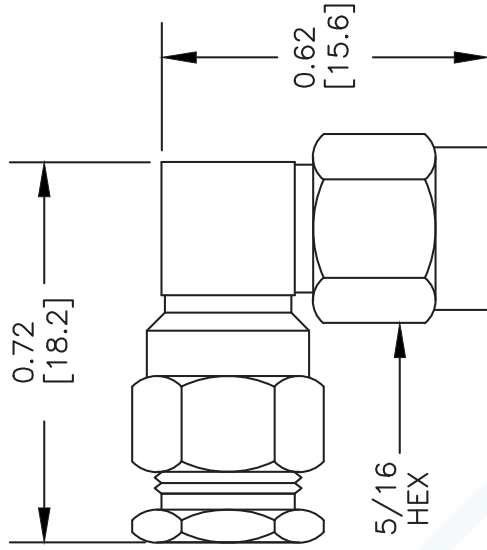
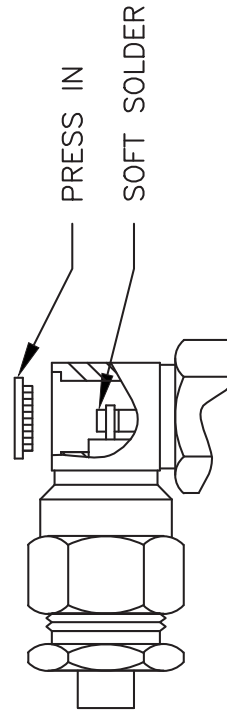
1. SLIDE CLAMP NUT AND O-RING ONTO CABLE. STRIP CABLE TO DIMENSIONS SHOWN. DO NOT NICK BRAID.



2. FLARE BRAID, SLIDE CLAMP OVER AND UNDER BRAID UNTIL THE CLAMP STOPS. TRIM EXCESS BRAID TO THE DIAMETER OF CLAMP SHOULDER. TRIM CABLE TO DIMENSIONS SHOWN. DO NOT NICK CENTER CONDUCTOR.



3. SLIDE ASSEMBLY INTO BODY, WITH CENTER CONDUCTOR STARTING INTO SLOT OF CONTACT. TIGHTEN NUT SECURELY. SOLDER CENTER CONDUCTOR TO CONTACT & PRESS CAP INTO BODY.



DWG TITLE

**PE4407**

NOTES:

1. UNLESS OTHERWISE SPECIFIED ALL DIMENSIONS ARE NOMINAL.
2. ALL SPECIFICATIONS ARE SUBJECT TO CHANGE WITHOUT NOTICE AT ANY TIME.
3. DIMENSIONS ARE IN INCHES [mm].
4. FITS MIL-C-17 AND EQUIVALENT CABLES.

**Pasternack Enterprises, Inc.**  
P.O. Box 16759 | Irvine | CA | 92623  
Phone: (949) 261-1920 | Fax: (949) 261-7451  
Website: [www.pasternack.com](http://www.pasternack.com) | E-Mail: [sales@pasternack.com](mailto:sales@pasternack.com)

REV. B

FSCM NO. 53919

CAD FILE 082908

SCALE N/A

SIZE A

2233

## Flexible RG188 Coax Cable Double Shielded with White PTFE Jacket

### RF Cables Technical Data Sheet

**RG188-DS**

#### Configuration

- Flexible Cable
- 2 Shield(s)

#### Electrical Specifications

Description	Minimum	Typical	Maximum	Units
Frequency Range	DC		10	GHz
Impedance		50		Ohms
Dielectric Withstanding Voltage (AC)			2,000	Vrms
Nominal Capacitance		32 [104.99]		pF/ft [pF/m]

#### Performance by Frequency Band

Description	F1	F2	F3	F4	F5	Units
Frequency	0.01	0.1	1	5	10	GHz
Attenuation, Typ	3.8	11.5	30	79	133	dB/100ft
	12.47	37.73	98.43	259.19	436.35	dB/100m
Input Power (CW), Max	1,250	450	160	57		Watts

#### Mechanical Specifications

Diameter	0.118 in [3 mm]
Weight	0.016 lbs/ft [0.02 Kg/m]

#### Construction Specifications

Description	Material and Plating	Diameter
Inner Conductor	Copper Clad Steel, Silver, 7 Strands	0.02 in [0.51 mm]
Conductor Type	Stranded	
Dielectric	PTFE	0.06 in [1.52 mm]
First Shield	Silver Plated Copper Braid 90% coverage	0.078 in [1.98 mm]

Click the following link (or enter part number in "SEARCH" on website) to obtain additional part information including price, inventory and certifications: [Flexible RG188 Coax Cable Double Shielded with White PTFE Jacket RG188-DS](#)

## Flexible RG188 Coax Cable Double Shielded with White PTFE Jacket

### RF Cables Technical Data Sheet

**RG188-DS**

Second Shield	Silver Plated Copper Braid 90% coverage	0.096 in [2.44 mm]
Jacket	PTFE, White	0.118 in [3 mm]

#### Environmental Specifications

##### Temperature

Operating Range

-55 to +200 deg C

**Compliance Certifications** (see [product page](#) for current document)

#### Plotted and Other Data

Notes:

Flexible RG188 Coax Cable Double Shielded with White PTFE Jacket from Pasternack Enterprises has same day shipment for domestic and International orders. Our RF, microwave and millimeter wave products maintain a 99.4% availability and are part of the broadest selection in the industry.

Click the following link (or enter part number in "SEARCH" on website) to obtain additional part information including price, inventory and certifications: [Flexible RG188 Coax Cable Double Shielded with White PTFE Jacket RG188-DS](#)

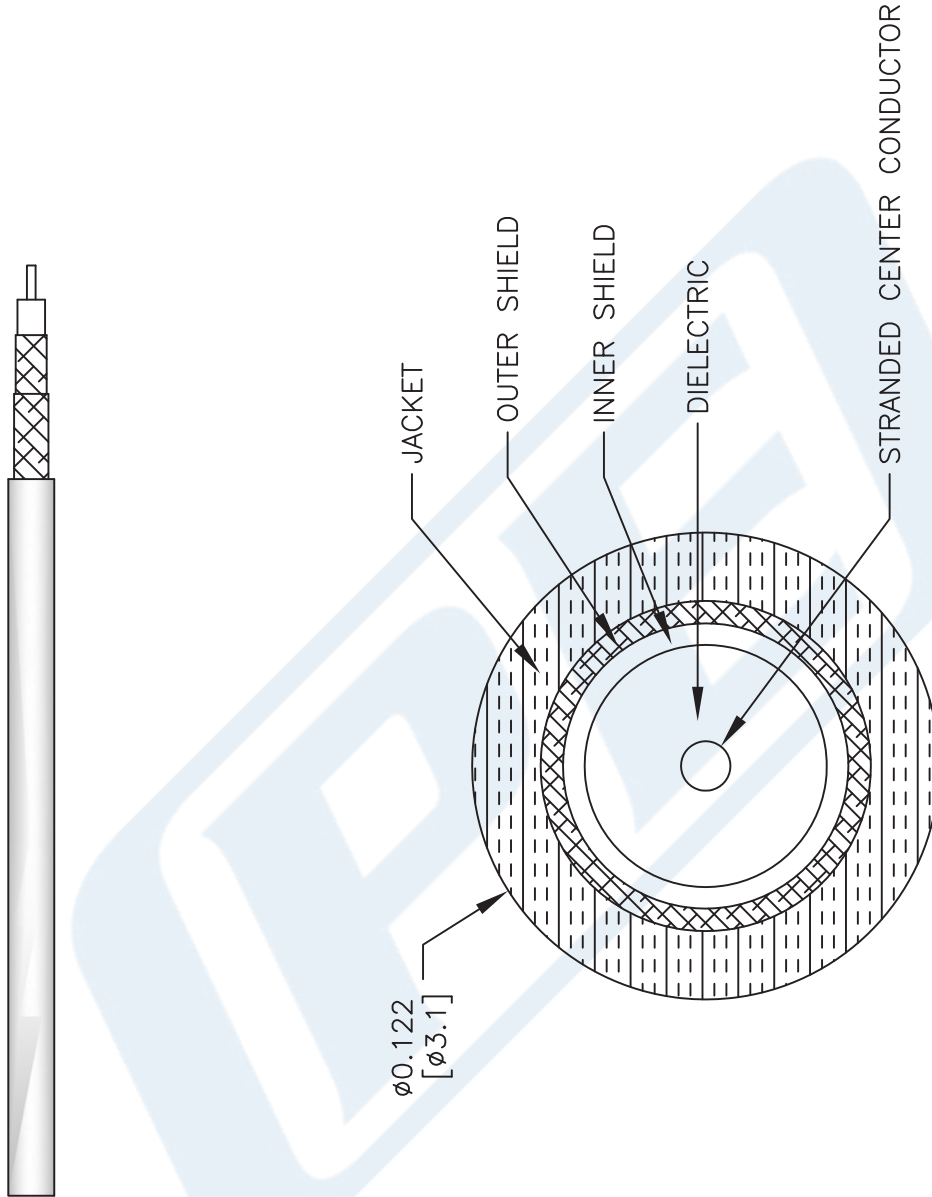
URL: <https://www.pasternack.com/flexible-0.122-rg188-ds-50-ohm-coax-cable-ptfe-jacket-rg188-ds-p.aspx>

The information contained in this document is accurate to the best of our knowledge and representative of the part described herein. It may be necessary to make modifications to the part and/or the documentation of the part, in order to implement improvements. Pasternack reserves the right to make such changes as required. Unless otherwise stated, all specifications are nominal. Pasternack does not make any representation or warranty regarding the suitability of the part described herein for any particular purpose, and Pasternack does not assume any liability arising out of the use of any part or documentation.



# RG188-DS CAD Drawing

Flexible RG188 Coax Cable Double Shielded with White PTFE Jacket



NOTES:  
 1. UNLESS OTHERWISE SPECIFIED ALL DIMENSIONS ARE NOMINAL.  
 2. ALL SPECIFICATIONS ARE SUBJECT TO CHANGE WITHOUT NOTICE AT ANY TIME.  
 3. DIMENSIONS ARE IN INCHES [mm].

DWG TITLE  
**RG188-DS**

CAGE CODE 53919

CAD FILE 062817

SCALE N/A

SIZE A

2233

**PE PASTERNAK®**  
 THE ENGINEER'S RF SOURCE  
 Pasternack Enterprises, Inc.  
 P.O. Box 16759 | Irvine | CA | 92623  
 Phone: (949) 261-1920 | Fax: (949) 261-7451  
 Website: [www.pasternack.com](http://www.pasternack.com) | E-Mail: [sales@pasternack.com](mailto:sales@pasternack.com)